

EÉNPOLIG VERDEELBLOK, 160 A IEC, INPUT 1, OUTPUT 7 KABELS, KOPER

CATALOG NUMBER

UDJ-160A



CERTIFICATIONS



FEATURES

Tinned copper or aluminum block allows for copper or aluminum conductor direct connections, or using ferrule

Screw retaining cover is hinged and removable

Design allows for visual inspection of conductor and confirmation of connection

Modulaire blokken met klikbevestiging voor het bouwen van meerpolige voedingsblokken

Easily clips onto DIN rail or mounts to panel with screws

95% fill ratio

RoHS compliant

Conforms to EN 45545 obtaining an HL3 classification for chapter R23 and HL2 classification for chapter R22

Halogeenvrij

PRODUCTKENMERKEN

Article Number: 569030

Finish: Vertind

Max Current Rating, IEC: 160A

Max Current Rating, UL/CSA: 200A

Line Side Connection: Kabel

Load Side Connection: 7 Cables

Material: Copper;Thermoplastic

Line Side Max Conductor Size, IEC: 70 mm²

Load Side Max Conductor Size, IEC: 16 mm²

Max Working Voltage, IEC (Ui): 1000

Max Working Voltage, UL (Vin): 600

Short Term Withstand Current (Icw) 1s: 11.8kA

Peak Short Circuit Current (Ipk): 30kA

Rated Conditional Short-Circuit Current (Icc): 15kA

Short Circuit Current Rating (SCCR): 100 kA

Line Side Number of Connections: 1

Line Side Compact Stranded Wire Size: 10 - 70 mm²

Line Side Wire Size: 8 Min.

Load Side Number of Connections: 7

Load Side Compact Stranded Wire Size: (1) 6 - 16 mm²; (6) 2,5 - 16 mm²

Load Side Stranded Wire Size - Ferrule: (1) 6 - 16 mm²; (4) 2,5 - 16 mm²

Load Side Wire Size: (1) #14 - #2 Stranded or #14 - #10 Solid; (6) #14 - #4

Enclosure Rating: IP 20

Depth (D): 46 mm

Height (H): 77 mm

Width (W): 29 mm

Unit Weight: 0,15 kg

Certification Details: UL® 1059

Flammability Rating: UL® 94V-0

Complies With: IEC® 60947-7-1

ADDITIONAL PRODUCT DETAILS

Increase the number of outputs with one input using a jumper on blocks with a Max Current Rating, IEC up to 160 A.

Blocks with 1,000 VAC/DC Max Working Voltage, UL are ideal for solar applications.

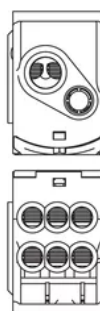
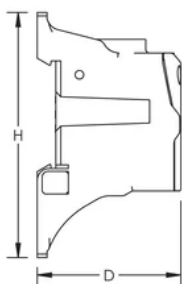
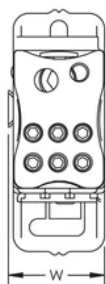
Design Guideline for Distribution Blocks, Power Blocks and Power Terminals

Derating according to Ambient* Temperature (°C) to maintain working temperature of 85°C

Ambient Temperature (°C)	30°	35°	40°	45°	50°	55°	60°	65°	70°	75°
Derating Coefficient (d)	1	1	1	0.94	0.88	0.82	0.75	0.67	0.58	0.47

*environment around the terminal blocks inside the enclosure

DIAGRAMS



WAARSCHUWING

Producten van nVent moeten worden geïnstalleerd en gebruikt op de manier zoals is aangegeven in de nVent productinformatiebladen en trainingsmaterialen. U kunt de productinformatiebladen downloaden van www.nvent.com of opvragen bij uw nVent-klantenservice. Door onjuist installeren, verkeerd gebruik, verkeerde toepassing of enige andere handeling in strijd met de instructies en waarschuwingen van nVent kan het product mogelijk niet correct werken, ernstig of fataal letsel en materiële schade veroorzaken en/of uw garantie ongeldig maken.

Noord-Amerika

+1.800.753.9221
Option 1 – Customer Care
Option 2 – Technical Support

Europa

Netherlands:
+31 800-0200135
France:
+33 800 901 793

Europa

Germany:
800 1890272
Other Countries:
+31 13 5835404

APAC

Shanghai:
+ 86 21 2412 1618/19
Sydney:
+61 2 9751 8500



Our powerful portfolio of brands:
nVent.com **CADDY ERICO HOFFMAN RAYCHEM SCHROFF**
TRACER