



# Installation Guide

## — MAS LED SON-T Ultra-Efficiency

Please take the time to read this installation guide. The guide contains important information and notes regarding the installation and operation.

### IMPORTANT!

- Always switch off the power supply before commencing work!
- Please read the installation instructions carefully and follow the wiring instructions to ensure safety.
- The product is NOT dimmable.
- The product can be operated on Direct Mains Only.
- The product is not compatible with electronic gear or ElectroMagnetic (EM) gear. Please remove all igniter and capacitor installed.
- The product is suitable to be used in outdoor and industrial application.
- Suitable for use in operating temperature range between  $-30^{\circ}\text{C}$  to  $+45^{\circ}\text{C}$ .
- Do not change the structure or any components of the product to ensure safety.
- The product is designed to fit in standard IEC compliant E27/E40 lamp holders.
- The product should be installed by qualified professional.
- Perform inspection before installation to ensure the luminaire and lamp holder are in good condition to carry the weight and performance of the product.
- Do not use in open luminaire.
- \*The product fulfills IP65 requirements except lamp cap, outdoor applications require the lamp to be used in luminaires with suitable IP rating.
- Lamp cap needs to be installed in correct IP rated socket.
- Please do not apply the product in applications which contains emergency or/and explosive proof luminaires.
- The total system performance may vary depending on the lighting/luminaire system.
- For latest information, please refer to [www.philips.com/lighting](http://www.philips.com/lighting).
- In case of doubt, please consult Philips representative.

#### DISCLAIMER:

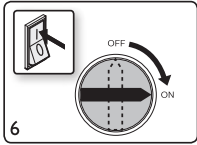
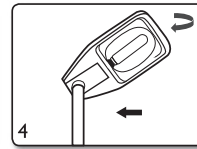
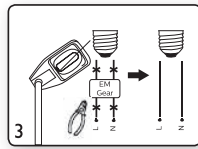
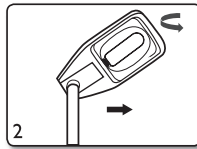
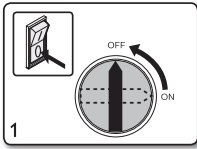
Signify disclaims liability for any direct, indirect or incidental damages in case of installation performed either not according to this guide or not performed by a professional electrician.



**IP65\***

# PHILIPS

# For replacing HPL/SON/Other Lamps, Convert to Direct Mains



	Caution , risk of electric shock! Do not dismount lamp housing and light source
	Dimming not allowed
	Lamp not suitable for use under dust and moisture
	Lamp not suitable for emergency operation .
	Do not stare at the operating light source
	Please inform yourself about the local waste disposal, separation and collection system for electrical and electronic products and packaging. Please act according to your local rules and do not dispose your old product and packaging with your normal household waste. The correct disposal of the packaging, your product and/or batteries will help prevent potential negative consequences for the environment and human health. Batteries should be disposed separately from the municipal waste stream via designated collection facilities. When disposing a product that contains non-user replaceable batteries, the non-user replaceable batteries shall be removed by a professional.

Made In China  
© 2023 Signify Holding  
@signify



All rights reserved. Reproduction in whole or in part is prohibited without the prior written consent of the copyright owner. The information presented in this document does not form part of any quotation or contract, is believed to be accurate and reliable and may be changed without notice. No liability will be accepted by the publisher for any consequence of its use. Publication thereof does not convey nor imply any license under patent or other industrial or intellectual property rights. Philips and the Philips Shield Emblem are registered trademarks of Koninklijke Philips N.V. and are used under license