


# PRODUCT DATASHEET

## PUSH CONTROL UNIT FLUSH MOUNT DALI-2 TW

PUSH CONTROL UNIT FLUSH MOUNT DALI-2 TW | DALI-2 interface for standard lighting switches, installation in flush-mounted box, enables Tunable White lighting



### Areas of application

- One-room solution for up to 4 access areas
- Meeting and conference rooms
- Restaurants
- Shop lighting
- Private homes

### Product benefits

- Compatible with all common push button designs
- Simple, intuitive operation
- Manual dimming, switching and saving
- Individual adjustment of the brightness level and color temperature
- Integrated DALI bus power supply (no mains connection required)
- Behavior after power interruption can be set
- Easy installation with pre-assembled connection cable
- Compatible with DALI-2 luminaires; LED strips and lights

### Product features

- DALI-2 control device for installation in standard flush-mounted boxes or DIN rails in switch cabinets
- Up to 4 control devices can be connected in parallel to set up several control points
- Automatic synchronization between control points
- Number of DALI lights per control unit: up to 25
- Cable length of the DALI control cable: up to 300 m

## TECHNICAL DATA

### Electrical data

Nominal wattage	2.50 W
Nominal voltage	100...240 V
Input current	40 mA
Nominal output current	65 mA
Mains frequency	50...60 Hz

### Dimensions & Weight



Length	45.00 mm
Width	45.00 mm
Height	20.00 mm
Cable cross-section, input side	0.5...1.5 mm <sup>2</sup>
Wire preparation length, input side	6...7 mm
Product weight	44.00 g

### Colors & materials

Product color	White
---------------	-------

### Temperatures & operating conditions

Ambient temperature range	-25...+50 °C
Maximum temperature at tc test point	58 °C
Temperature range in operation	-25...+50 °C

### Lifespan

Number of switching cycles	50000
----------------------------	-------

### Additional product data

Number of control outputs	1
Number of connectable sensors (only sensors with mains switching contact)	16
Max. number of connected drivers	25

Commissioning App	Ready to use
Groups	1








### Capabilities

Dimmable	Yes
Dimming interface	DALI-2
Dimming range	1...100 %
Number of control outputs	1
Type of installation	Integrated in flush device box

### Certificates & Standards

Approval marks – approval	CE / UKCA / EAC
Protection class	II
Type of protection	IP20

### DOWNLOAD DATA

Documents and certificates	Document name
 User instruction / safety instructions	PCU FLUSH MOUNT DALI-2 TW
 Extended installation guide	Application guide PCU FM DALI-2 TW
 Legal information	Informationstext 18 Abs 4 ElektroG
 Legal information	Safety Insert G11210554
 Declarations of conformity	PCU FLUSH MOUNT DALI-2 TW
 Declarations of conformity UKCA	PCU FLUSH MOUNT DALI-2 TW
Tender texts	Document name
 Tender documents	PUSH CONTROL UNIT FLUSH MOUNT DALI 2 TW-EN

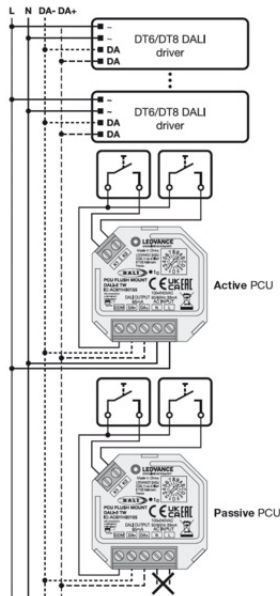
### LOGISTICAL DATA

Product code	Packaging unit (Pieces/Unit)	Dimensions (length x width x height)	Gross weight	Volume
4058075837584	Folding box 1	45 mm x 86 mm x 100 mm	69.00 g	0.39 dm <sup>3</sup>
4099854295737	Shipping box 20	245 mm x 192 mm x 225 mm	1654.00 g	10.58 dm <sup>3</sup>

The mentioned product code describes the smallest quantity unit which can be ordered. One shipping unit can contain one or more single products. When placing an order, for the quantity please enter single or multiples of a shipping unit.

**ADDITIONAL CATALOG INFORMATION**

**Wiring scheme /  
Anschluss-Schema**



**Maximum number of devices /  
Maximale Geräteanzahl**

Active PCU FLUSH MOUNT DALI-2 TW	1	2	3	4
Passive PCU FLUSH MOUNT DALI-2 TW	1	2	1	-
DALI drivers	25	50	75	100

**References / Links**

- For current information see [www.ledvance.com/light-management-systems](http://www.ledvance.com/light-management-systems)

**DISCLAIMER**

Subject to change without notice. Errors and omission excepted. Always make sure to use the most recent release.