



# ZEB HBY001

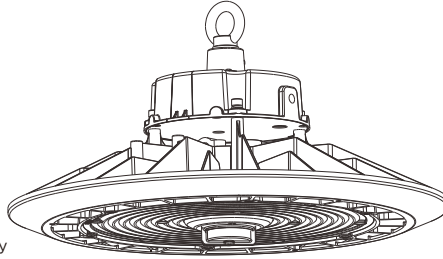
EN Instruction Manual  
FR Mode d'emploi  
DE Anwendung  
IT Manuale d'uso  
NL Gebruiksaanwijzing  
SE Bruksanvisning  
SI Navodila za uporabo  
FI Käyttöopas  
HR Korisnički priručnik  
ES Manual de instrucciones



# Multi-Wattage LED HIGHBAY

**zebra®**  
13 boulevard du  
fort de Vaux  
75017 Paris FRANCE

## Installation Instructions



This product contains light source of energy efficiency class D.



Non-replaceable light source

Replaceable control gear by a professional

220-240VAC  
50/60Hz



Do not stare at the operating light source

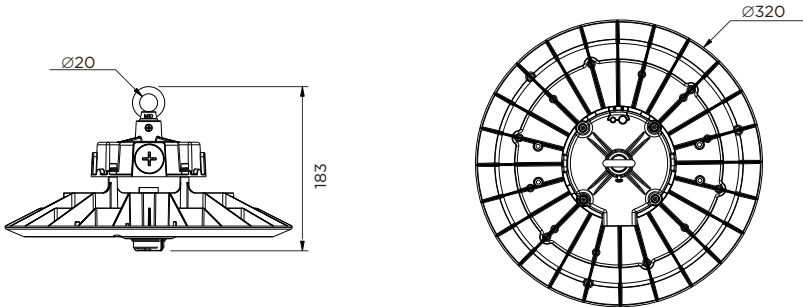


Do not place on a flammable surface



For indoor use

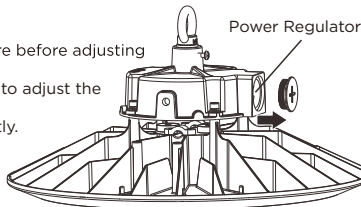
## Physical Dimensions (Unit: mm)



## Power Selectable

### Caution:

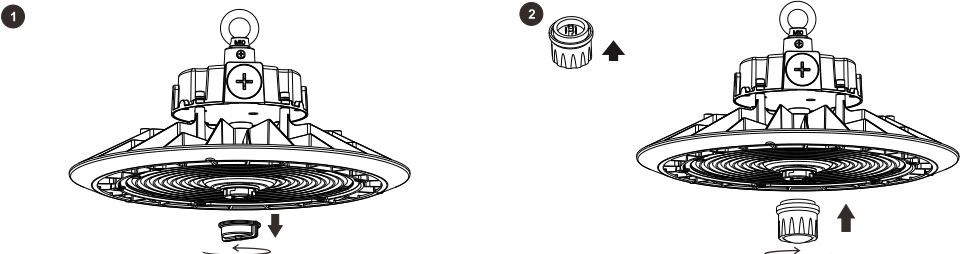
Please power off the luminaire before adjusting the DIP switch.  
Please do not use metal tool to adjust the DIP switch.  
Please adjust the switch gently.



### Power Selectable

A	B	C
200 (W)	150 (W)	100 (W)
<input type="checkbox"/>	<input type="checkbox"/>	<input type="checkbox"/>


## Sensor Mount

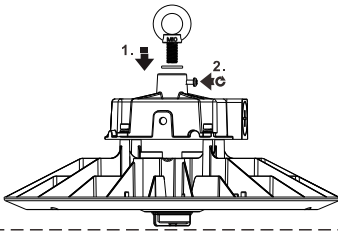


# Multi-Wattage LED HIGHBAY

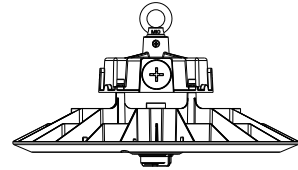
**zebra®**  
13 boulevard du  
fort de Vaux  
75017 Paris FRANCE

## Suspension Mount

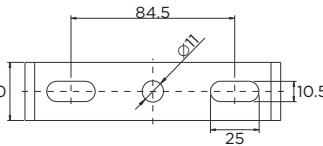

**1. ✖**  Make sure the screws are tightened



**2. ✖**  
Recommended  
Hook Size:  
∅6x60mm/  
∅8x80mm

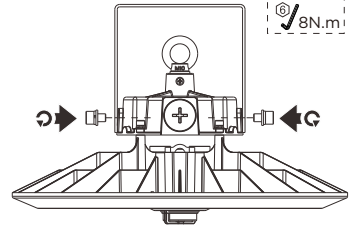


## Ceiling mount (Unit:mm)

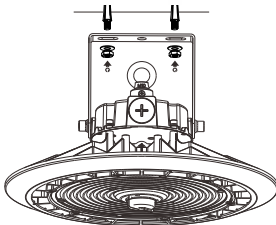


**1. ✖**

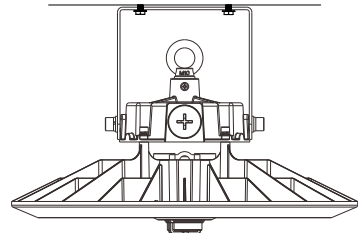
M8  
2PCS  
⊕  
8N.m



**2. ✖**




**3. ✖**

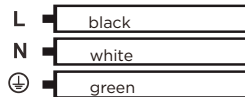


Power	100W, 150W, 200W
E-Number	2752010
Input Voltage	220-240V AC
Power Frequency	50 / 60 Hz
Product Dimension	∅320x183mm
Luminaire Net Weight(±6%)	2.3kg
Working Temperature	-30°C to +50°C
Storing Temperature	-40°C to +70°C

\* Please subject to actual product for accurate weight.



or




- The luminaire is suggested to be mounted above 4 meters height and indoor application.
- We highly suggest users to maintain and clean dust from the luminaire regularly, to keep its lifespan.
- The external flexible cable or cord of this luminaire cannot be replaced; if the cord is damaged, the luminaire shall be destroyed
- The light source of this luminaire is not replaceable; when the light source reaches its end of life the whole luminaire shall be replaced.

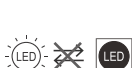


220-240V AC 50/60Hz IP65 IK08 Ta50°C

## Instructions d'installation



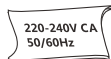
Ce produit contient une source lumineuse de classe d'efficacité énergétique D.



Source lumineuse non remplaçable



Boîtier de commande remplaçable par un professionnel.



Ne pas fixer la source lumineuse en fonctionnement

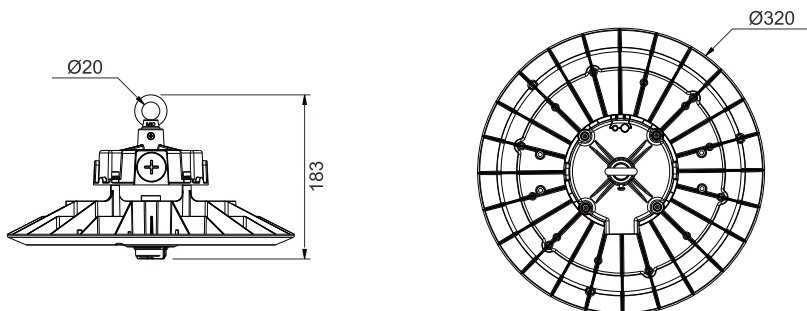


Ne pas placer sur une surface inflammable



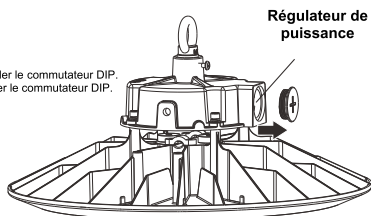
Pour une utilisation à l'intérieur

### Dimensions physiques (unité : mm)



### Puissance sélectionnable


**Attention :**  
veuillez éteindre le luminaire avant de régler le commutateur DIP.  
N'utilisez pas d'outil métallique pour ajuster le commutateur DIP.  
Ajustez le commutateur avec précaution.



#### Puissance sélectionnable

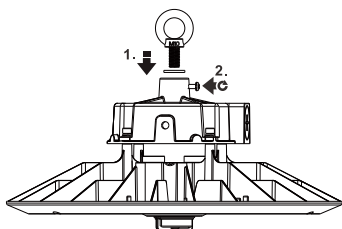
A	B	C
200 (W)	150 (W)	100 (W)

### Montage du capteur




## Support de suspension

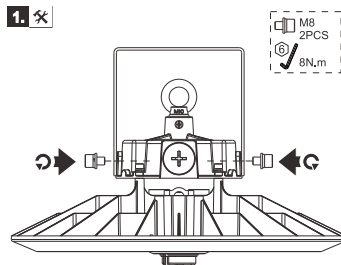
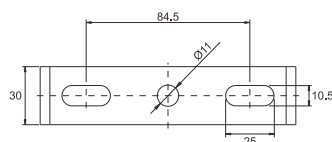
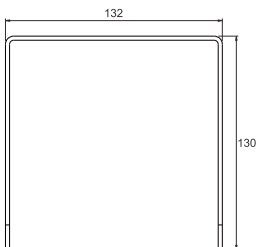
**1** ⚠ Assurez-vous que les vis sont bien serrées



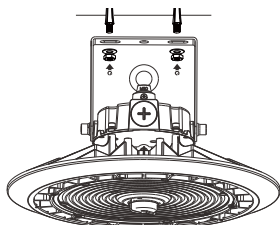
**2** ⚠  
Taille de crochet  
recommandée :  
Ø6 x 60 mm/  
Ø8 x 80 mm




## Montage au plafond (unité : mm)



**2** ⚠



**3** ⚠

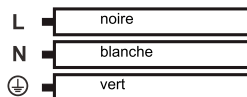


Power	100W, 150W, 200W
Numéro E	2752010
Tension d'entrée	220-240V CA
Puissance Fréquence	50 / 60 Hz
Dimension du produit	Ø320x183mm
Poids net du luminaire (±6 %)	2,3 kg
Température de fonctionnement	-30 °C à +50 °C
Température de stockage	-40 °C à +70 °C

\* Veuillez vous référer au produit réel pour connaître le poids exact.

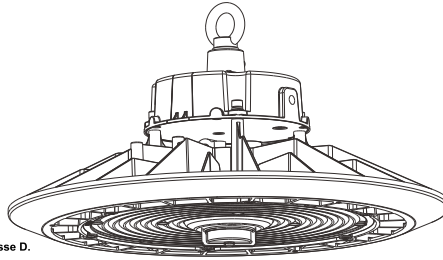


ou

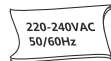


- Le luminaire est conseillé pour un montage à plus de 4 mètres de hauteur et pour une application en intérieur.
- Nous conseillons vivement aux utilisateurs d'entretenir et de dépoussiérer régulièrement le luminaire, afin de préserver sa durée de vie.
- Le câble flexible externe de ce luminaire ne peut pas être remplacé ; si le câble est endommagé, le luminaire sera détruit.
- La source lumineuse de ce luminaire n'est pas remplaçable ; lorsque la source lumineuse atteint sa fin de vie, le luminaire entier doit être remplacé.

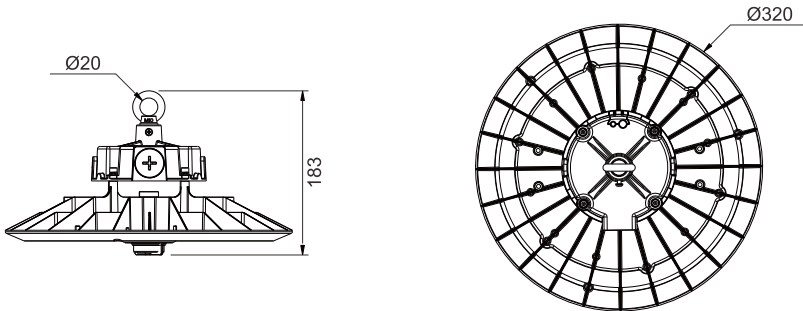
## Einbauanleitung



Dieses Produkt enthält eine Lichtquelle der Energieeffizienzklasse D.

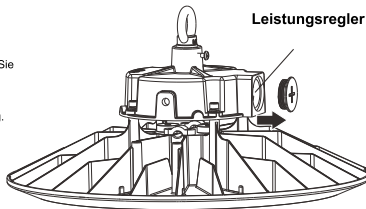


### Abmessungen (Einheiten: mm)



### Wählbare Leistung

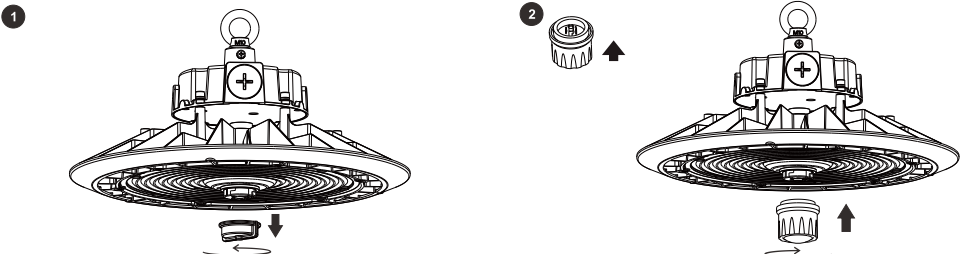
**Vorsicht:**  
Bitte schalten Sie die Leuchte aus, bevor Sie den DIP-Schalter einstellen.  
Bitte verwenden Sie kein Metallwerkzeug, um den DIP-Schalter einzustellen.  
Bitte verstellen Sie den Schalter vorsichtig.



### Wählbare Leistung

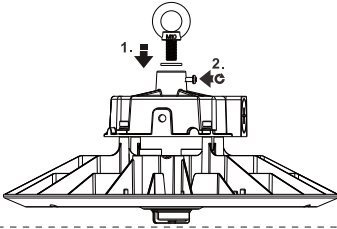
A	B	C
200 (W)	150 (W)	100 (W)
<input type="checkbox"/>	<input type="checkbox"/>	<input type="checkbox"/>

### Sensor-Montage

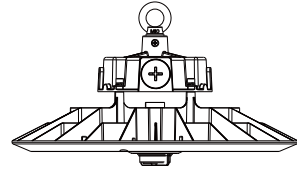


## Aufhängevorrichtung

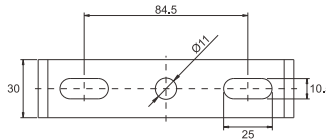
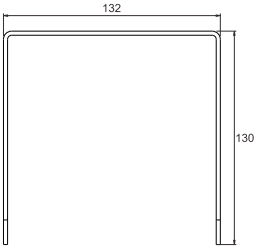
**1** ⚠ Stellen Sie sicher, dass die Schrauben fest angezogen sind



**2** ⚠ **Empfohlene Hakengröße:**  
Ø 6 x 60 mm/  
Ø 8 x 80 mm

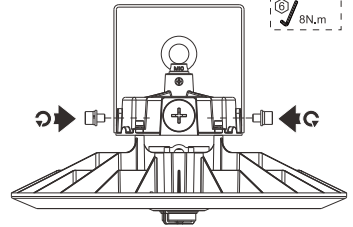


## Deckenhalterung (Einheit: mm)

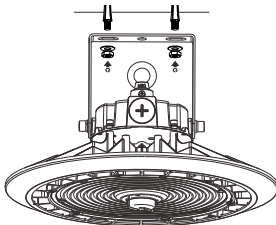


**1** ⚠

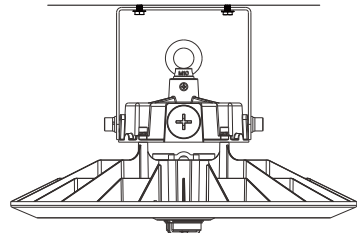
M8  
2St.  
8N.m



**2** ⚠

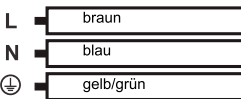


**3** ⚠

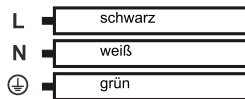


Leistung	100W, 150W, 200W
E-Nummer	2752010
Eingangsspannung	220-240V AC
Leistungsfrequenz	50 / 60 Hz
Produktmaße	Ø320x183mm
Luminaire Nettogewicht(±6 %)	2,3kg
Betriebstemperatur	-30°C to +50°C
Lagertemperatur	-40°C to +70°C

\* Das genaue Gewicht entnehmen Sie bitte dem tatsächlichen Produkt.




oder



- Es wird empfohlen, die Leuchte in einer Höhe von mehr als 4 Metern zu montieren und in Innenräumen zu verwenden.
- Wir empfehlen Ihnen dringend, die Leuchte regelmäßig zu warten und von Staub zu befreien, um ihre Lebensdauer zu verlängern.
- Das externe flexible Kabel dieser Leuchte kann nicht ausgetauscht werden; wenn das Kabel beschädigt ist, muss die Leuchte entsorgt werden.
- Die Lichtquelle dieser Leuchte ist nicht austauschbar. Wenn die Lichtquelle das Ende ihrer Lebensdauer erreicht hat, muss die gesamte Lampe ersetzt werden.

## Istruzioni per l'installazione



Questo prodotto contiene una sorgente luminosa con classe di efficienza energetica D.



Sorgente luminosa non sostituibile



Ingranaggio di comando sostituibile da un professionista.

220-240VAC  
50/60Hz



Non fissare con lo sguardo una fonte luminosa in funzione

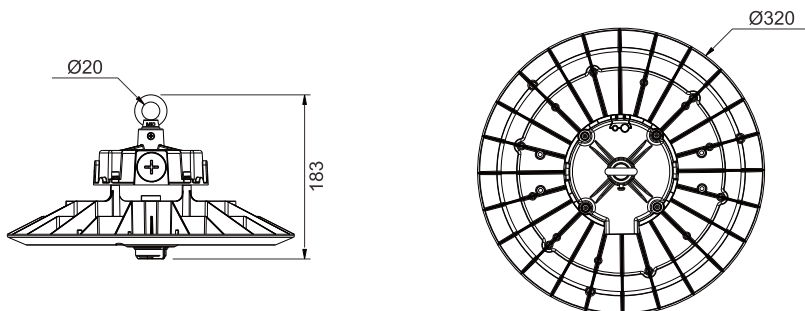


Non posizionare su una superficie infiammabile



Per uso interno

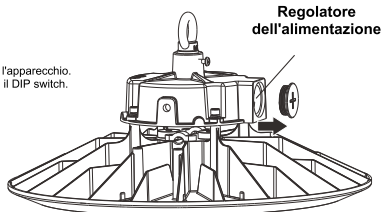
### Dimensioni fisiche (unità: mm)



### Alimentazione selezionabile

#### Attenzione:


Prima di regolare il DIP switch, scollegare l'apparecchio. Non usare strumenti metallici per regolare il DIP switch. Regolare l'interruttore con delicatezza.



#### Alimentazione selezionabile

A	B	C
200 (W)	150 (W)	100 (W)
<input type="checkbox"/>	<input type="checkbox"/>	<input type="checkbox"/>

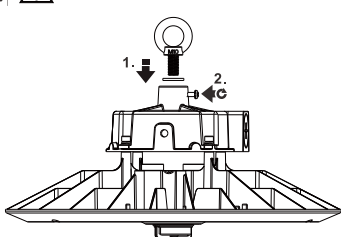
### Supporto del sensore



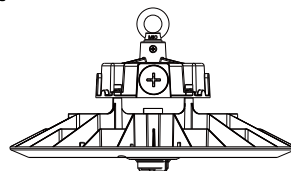


## Attacco per sospensione

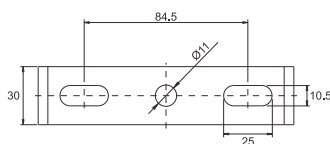
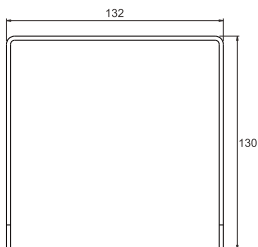
**1** ✖ ⚠ Sincerarsi che le viti siano avvitate



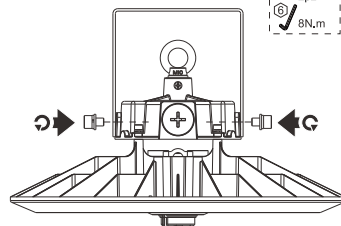
**2** ✖  
Dimensioni  
raccomandate gancio:  
Ø6x60mm/  
Ø8x80mm



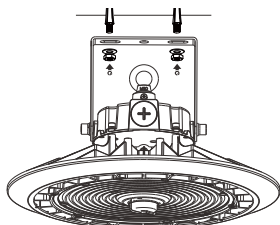
## Attacco a soffitto (unità: mm)




**1** ✖



**2** ✖

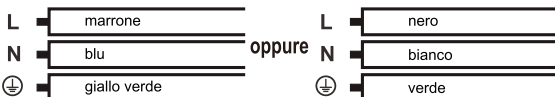


**3** ✖



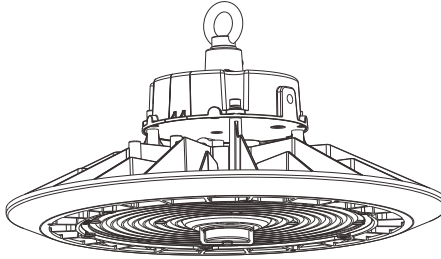
Alimentazione	100W, 150W, 200W
Codice E	2752010
Tensione d'ingresso	220-240V AC
Frequenza di alimentazione	50 / 60 Hz
Dimensioni del prodotto	Ø320x183mm
Peso netto apparecchio (±6%)	2,3kg
Temperatura di funzionamento	da -30°C a +50°C
Temperatura di conservazione	da -40°C a +70°C

\* Fare riferimento al prodotto specifico per il peso esatto.



- L'apparecchio è adatto per il montaggio a un'altezza superiore a 4 metri e per un'applicazione al chiuso.
- Sugeriamo agli utenti di sottoporre l'apparecchio a manutenzione e a pulire la polvere regolarmente per aumentarne la durata del ciclo di vita.
- Il cavo o il filo flessibile esterno di questo apparecchio non può essere sostituito; se il filo è danneggiato, eliminare l'apparecchio
- La fonte luminosa di questo apparecchio non è sostituibile; quando arriva al termine della sua vita, l'intero apparecchio deve essere sostituito.

## Installatie-instructies



Dit product bevat lichtbronnen van energie-efficiëntieklasse D.



Niet-ervangbare  
lichtbron



Verwisselbaar voorschakelapparaat  
door een professional.



220-240VAC  
50/60Hz



Kijk niet naar de  
lichtbron

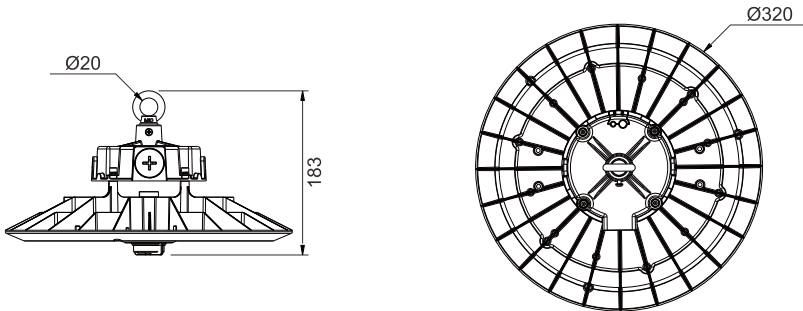


Niet op een brandbaar  
oppervlak plaatsen



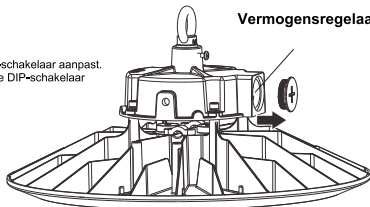
Voor gebruik  
binnenshuis

### Fysieke afmetingen (eenheid: mm)



### Vermogen selecteerbaar

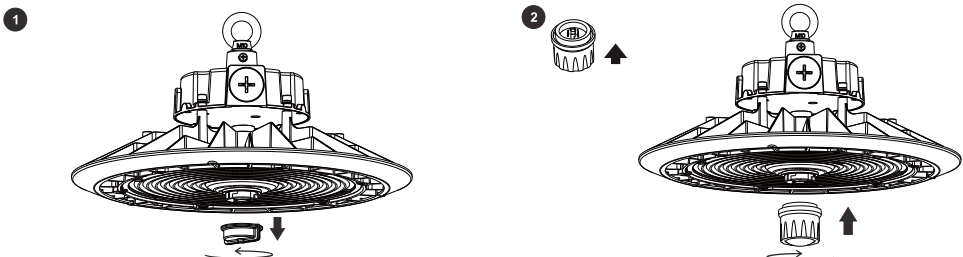
**Let op:**  
Schakel de armatuur uit voordat u de DIP-schakelaar aanpast.  
Gebruik geen metalen gereedschap om de DIP-schakelaar  
aan te passen.  
Pas de schakelaar voorzichtig aan.



### Vermogen selecteerbaar

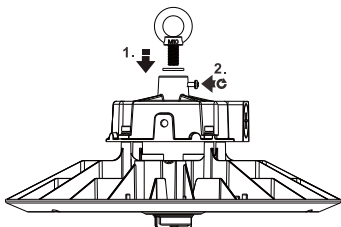
A	B	C
200 (W)	150 (W)	100 (W)
<input type="checkbox"/>	<input type="checkbox"/>	<input type="checkbox"/>

### Sensor monteren




## Ophangbevestiging

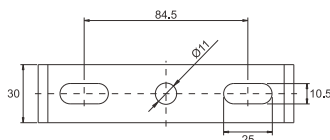
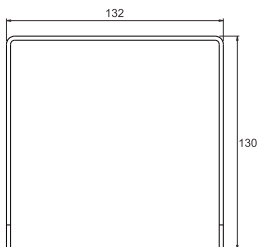
**1** ✖ Zorg ervoor dat de schroeven vastzitten




**2** ✖  
Aanbevolen  
haakmaat:  
Ø6x60 mm/  
Ø8x80 mm



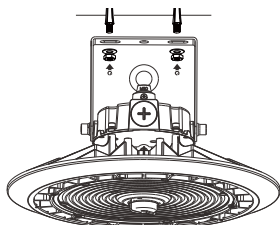
## Plafondbevestiging (eenheid: mm)




**1** ✖



**2** ✖



**3** ✖



Vermogen	100W, 150W, 200W
E-nummer	2752010
Ingangsspanning	220-240V AC
Vermogensfrequentie	50 / 60 Hz
Afmetingen product	Ø320x183mm
Netto gewicht armatuur (± 6%)	2,3 kg
Bedrijfstemperatuur	-30 °C tot +50 °C
Opslagtemperatuur	-40 °C tot +70 °C

\* Kijk naar het daadwerkelijke product voor het juiste gewicht.




of



- De armatuur wordt aanbevolen voor montage boven de 4 meter hoogte en voor gebruik binnenshuis.
- We raden gebruikers ten zeerste aan om de armatuur regelmatig te onderhouden en stofvrij te maken, zodat deze langer meegaat.
- De externe flexibele kabel of het snoer van deze armatuur kan niet worden vervangen; als het snoer beschadigd is, moet de armatuur worden vernietigd
- De lichtbron van deze armatuur is niet vervangbaar; wanneer de lichtbron het einde van zijn levensduur bereikt, moet de hele armatuur worden vervangen.

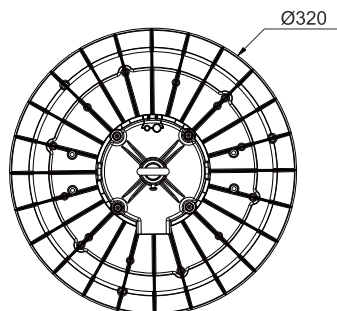
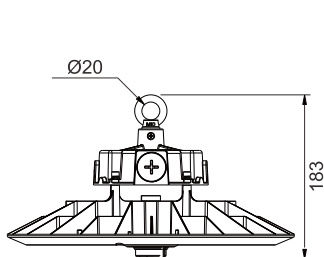
## Installationsanvisningar



Denna produkt innehåller ljuskälla med energieffektivitetsklass D.

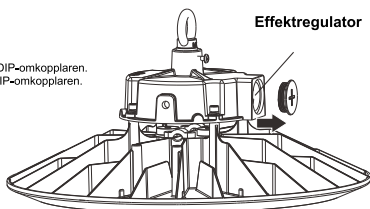


### Fysiska mått (Enhet: mm)



### Valbar effekt

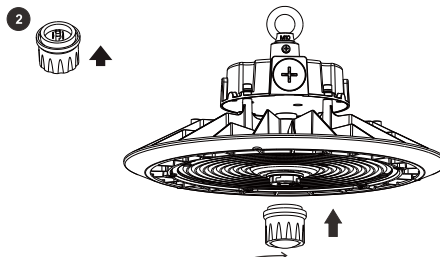
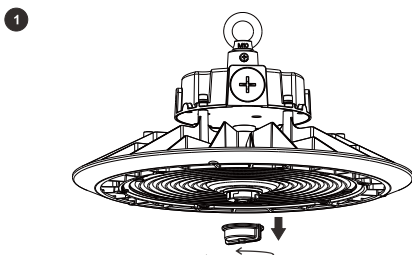
**Försiktigt!**  
Stäng av ljusarmaturen innan du justerar DIP-omkopplaren.  
Använd inte metalverktyg för att justera DIP-omkopplaren.  
Justera omkopplaren försiktigt.



### Valbar effekt

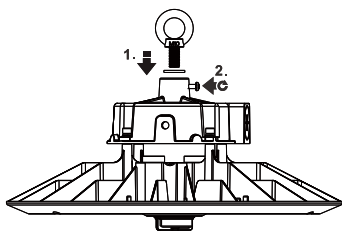
A	B	C
200 (W)	150 (W)	100 (W)
<input type="checkbox"/>	<input type="checkbox"/>	<input type="checkbox"/>

### Sensorfäste




## Upphångningsfäste

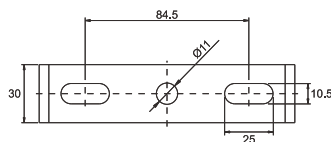
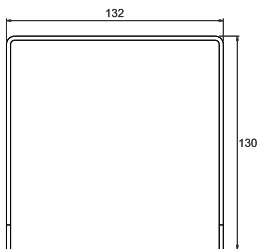
**1** ⚠️ Se till att skruvarna är åtdragna



**2** ⚠️  
Rekommenderad  
krokstorlek:  
Ø 6 x 60 mm/  
Ø 8 x 80 mm

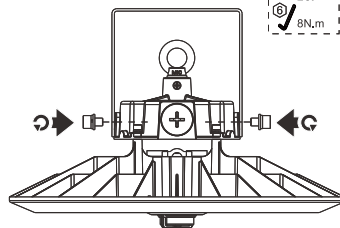


## Takmontering (Enhet: mm)




**1** ⚠️


M8  
2st  
8N.m



**2** ⚠️



**3** ⚠️

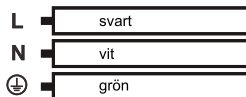


Effekt	100W, 150W, 200W
E-nummer	2752010
Inspänning	220-240V AC
Strömfrekvens	50 / 60 Hz
Produktens mått	Ø320x183mm
Ljusarmaturens nettovikt (±6 %)	2,3 kg
Arbetstemperatur	-30 °C till +50 °C
Förvaringstemperatur	-40 °C till +70 °C

\* Se faktisk produkt för korrekt vikt.



eller




- Det rekommenderas att ljusarmaturen monteras över 4 meters höjd och inomhus.
- Vi rekommenderar användare att underhålla och ta bort damm från ljusarmaturen regelbundet för att behålla dess livslängd.
- Den externa flexibla kabeln eller sladden till denna ljusarmatur kan inte bytas ut; om sladden är skadad ska armaturen förstöras
- Ljuskällan är inte utbyttbar, vilket innebär att när den når slutet av sin tekniska livslängd ska hela ljusarmaturen bytas ut.

# LED HIGHBAY z regulacijo moči

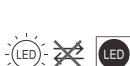


**zebra®**  
13 boulevard du  
fort de Vaux  
75017 Paris FRANCE

## Navodilo za montažo



Ta izdelek vključuje svetlobni vir energijskega razreda D.



Nezamenljiv  
svetlobni vir



Krmilni mehanizem mora  
zamenjati strokovnjak.

220-240VAC  
50/60Hz



Ne strmite v delujoč  
svetlobni vir

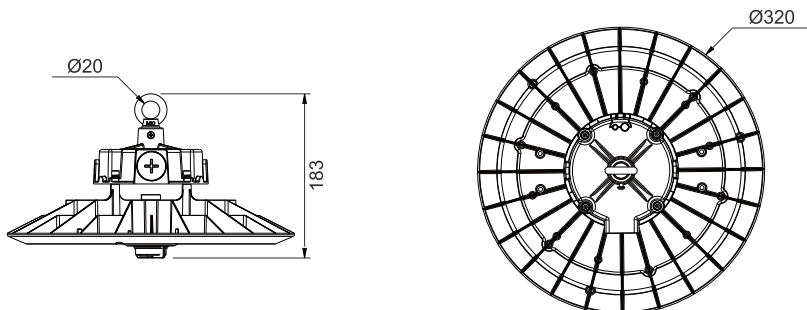


Ne postavljajte na  
netljivo površino



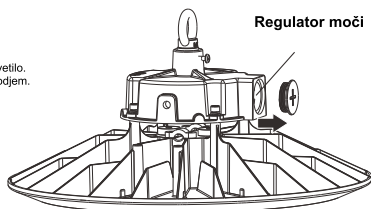
Za notranjo  
uporabo

## Fizične dimenzije (enota: mm)



## Regulacija moči


**Opozorilo:**  
Pred nastavljanjem stikala DIP izklopite svetilo.  
Stikala DIP ne nastavljajte s kovinskim orodjem.  
Stikalo nastavite previdno.



## Regulacija moči

A	B	C
200 (W)	150 (W)	100 (W)
<input type="checkbox"/>	<input type="checkbox"/>	<input type="checkbox"/>

## Namestitev senzorja



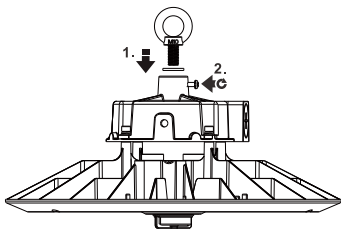
# LED HIGHBAY z regulacijo moči




**zebra®**  
13 boulevard du  
fort de Vaux  
75017 Paris FRANCE

## Obešalnik

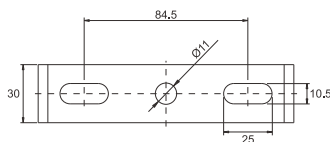
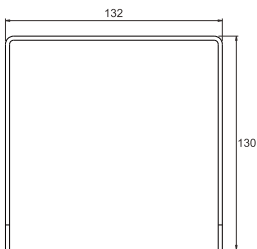
**1** ⚠️ Vijaki naj bodo čvrsto priti



**2** ⚠️  
Priporočena  
velikost kljuke:  
Ø6x60 mm/  
Ø8x80 mm

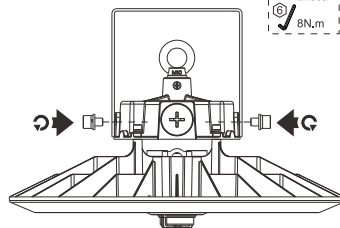


## Stropni nosilec (enota: mm)

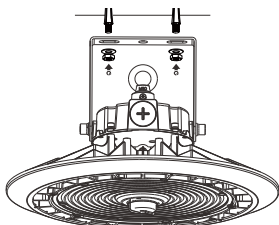


**1** ⚠️


M8  
2kosa  
8N,m



**2** ⚠️



**3** ⚠️



Moč	100W, 150W, 200W
E-številka	2752010
Vhodna napetost	220-240V AC
Frekvenca napetosti	50 / 60 Hz
Dimenzije izdelka	Ø320x183mm
Net teža svetila (±6 %)	2,3 kg
Delovna temperatura	-30°C do +50°C
Temperatura shranjevanja	-40°C do +70°C

\* Natančno težo preverite pri dejanskem izdelku.



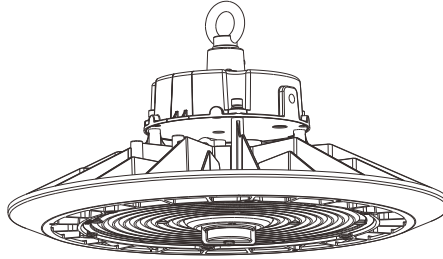
ali



- Priporočeno je, da svetilo namestite nad 4 m višine v notranjih prostorih.
- Uporabnikom močno priporočamo, da zaradi ohranitve življenjske dobe svetila z njega redno brišejo prah.
- Zunanjega gibkega kabla ali žice tega svetila ni mogoče zamenjati, zato je svetilo, če se žica poškoduje, uničeno.
- Svetlobnega vira tega svetila ni mogoče zamenjati, zato je treba svetlobni vir po koncu njegove življenjske dobe zamenjati.



## Installation Instructions

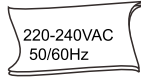


Tämä tuote sisältää energiatehokkuusluokan D valonlähteen.



Ei-vaihde-  
ttava  
valonlähte

Vaihde-  
ttava liitännä-  
laitte ammattilaisen  
toimesta



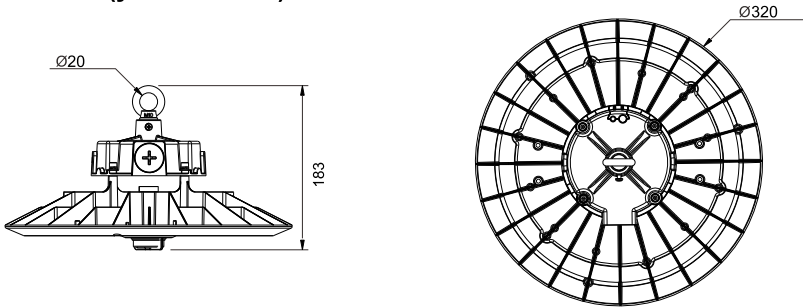
Älä tuijota  
käyttövaloa

Älä aseta sytyttävään  
pintakäyttöön



Sisälähteen

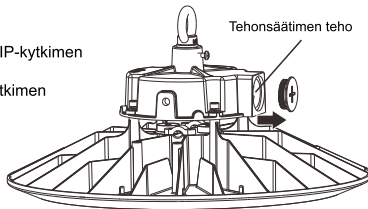
### Fyysiset mitat (yksikkö: mm)



### Teho valittavissa

#### Varoitus:

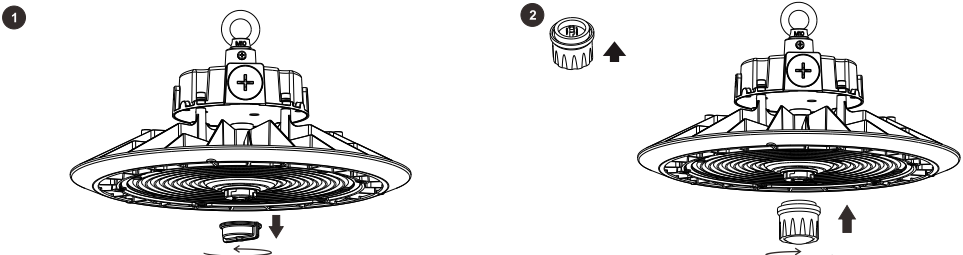
Kytke valaisimeen virta ennen DIP-kytkimen säätämistä.  
Älä käytä metallityökalua DIP-kytkimen säätämiseen.  
Säädä kytkintä varovasti.



valittavissa

A	B	C
100 (W)	200 (W)	150 (W)
<input type="checkbox"/>	<input type="checkbox"/>	<input type="checkbox"/>

### Anturin kiinnitys





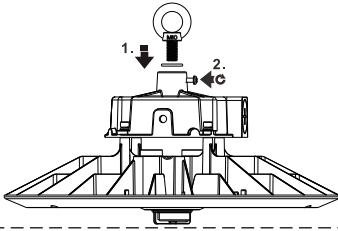
# Monitehoinen LED HIGHBAY



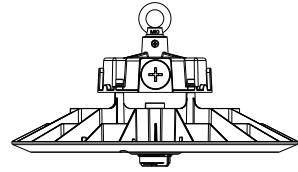
**zebra®**  
13 boulevard du  
fort de Vaux  
75017 Paris FRANCE

## Jousituksen kiinnitys

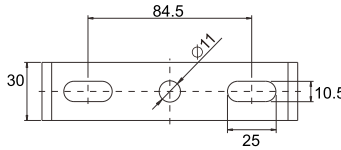

**1.** Varmista, että ruuvit on kiristetty



**2.**   
Suositeltu  
kookun koko:  
Ø6x60mm /  
Ø8x80mm

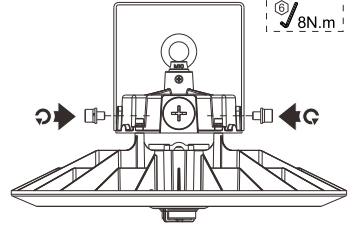


## Kattokiinnike (yksikkö:mm)

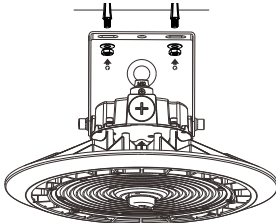


**1.**

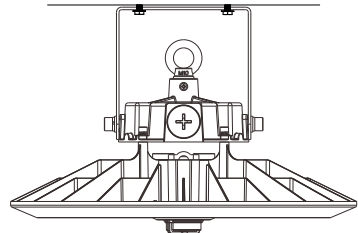
M8  
2KPL  
8N.m



**2.**

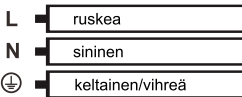


**3.**



Valta	100W, 150W, 200W
E-numero	2752010
Tulojännite	220-240V AC
Tehon taajuus	50 / 60 Hz
Tuotteen dimensio	Ø320x183mm
Valaisimen nettopaino(±6%)	2,3 kg
Käyttölämpötila	-30 °C ... +50 °C
Lämpötilan säilyttäminen	-40 °C ... +70 °C

\* Ole hyvä ja ilmoita todellinen tuote tarkan painon vuoksi.



or




- Valaisinta suositellaan asennettavaksi yli 4 metrin korkeuteen ja sisäkäyttöön.
- Suosittelemme, että käyttäjät huoltavat ja puhdistavat pölyt valaisimesta säännöllisesti, jotta sen käyttöikä säilyy.
- Tämän valaisimen ulkoista joustavaa kaapelia tai johtoa ei voi vaihtaa; jos johto on vaurioitunut, valaisin on tuhattava Tämän valaisimen
- valonlähde ei ole vaihdettavissa; kun valonlähde saavuttaa käyttöikänsä lopun, koko valaisin on vaihdettava.

# Više snaga LED HIGHBAY



**zebra®**  
13 boulevard du  
fort de Vaux  
75017 Paris FRANCE

## Installation Instructions



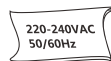
Ovaj proizvod sadrži izvor svjetlosti klase energetske učinkovitosti D.



Nezamjenjiv izvor svjetlosti



Profesionalno zamjenjiva upravljačka kutija.



Ne bujilje u izvor  
svjetlosti u radu

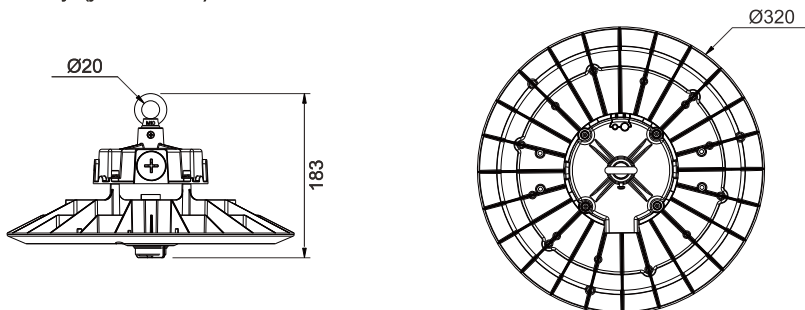


Ne stavljajte na  
zapaljivu površinu



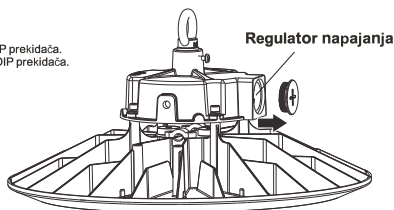
Za unutarnju  
uporabu

### Fizičke dimenzije (jedinica: mm)



### Snaga koja se može odabrati

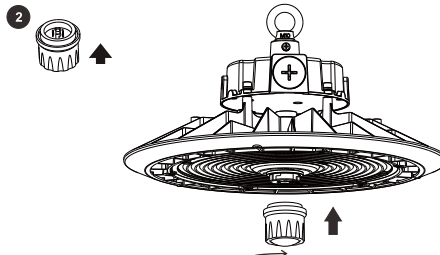
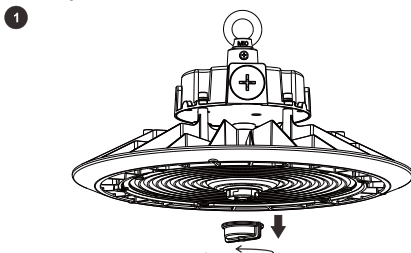
**Pažnja:**  
Isključite učvršćenje prije podešavanja DIP prekidača.  
Ne koristite metalni alat za podešavanje DIP prekidača.  
Pažljivo podestite prekidač.



### Snaga koja se može odabrati

A	B	C
200	150	100
(W)	(W)	(W)

### Montiranje senzora



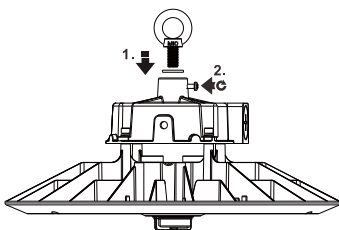
# Više snaga LED HIGHBAY



**zebra®**  
13 boulevard du  
fort de Vaux  
75017 Paris FRANCE


## Zagrada ovjesa

**1** ✖ ⚠ Proverite jesu li vijci zategnuti

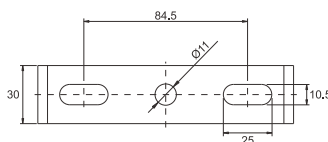
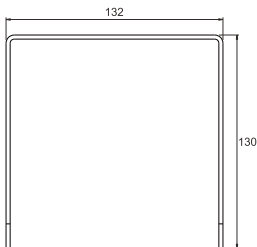


**2** ✖

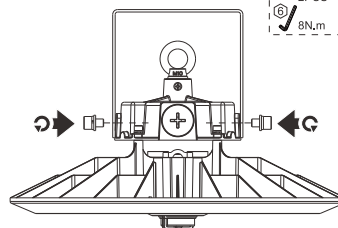
Preporučena  
veličina kuke:  
Ø6x60mm/  
Ø8x80mm



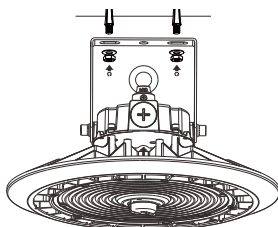
## Stropni nosač (jedinica: mm)




**1** ✖



**2** ✖



**3** ✖



Moć	100W, 150W, 200W
Broj E	2752010
Ulazni napon	220-240V AC
Frekvencija	50 / 60 Hz
Dimenzija proizvoda težina	Ø320x183mm
svjetiljke (±6%) Radna	2.3kg
temperatura Temperatura	-30°C to +50°C
skladištenja	-40°C to +70°C

\*Molimo pogledajte stvarni proizvod za točnu težinu.



or




- Svjetiljka se preporučuje za ugradnju na visini većoj od 4 metra i za unutarnju primjenu.
- Savjetujemo korisnicima da redovito održavaju i brišu svjetiljku kako bi sačuvali njezin životni vijek.
- Vanjski fleksibilni kabel ovog učvršćenja ne može se zamijeniti; Ako je kabel oštećen, učvršćenje će biti uništeno.
- Izvor svjetlosti ove svjetiljke nije zamjenjiv; Kada izvor svjetlosti dosegne kraj svog života, cijela svjetiljka mora biti zamijenjena



220-240V AC 50/60Hz IP65 IK08 Ta50°C

## Installation Instructions



Este producto contiene una fuente de luz de clase de eficiencia energética D.



Fuente de luz no reemplazable

Equipo de control reemplazable por un profesional

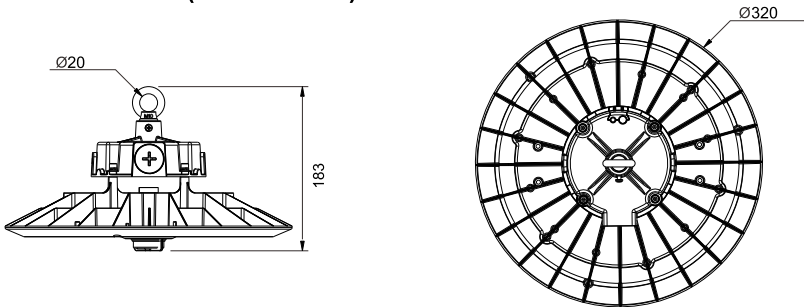
220-240VAC  
50/60 Hz

No mire fijamente el de operación sobre fuentes

No coloque en un inflamable superficies

Para de interiores uso

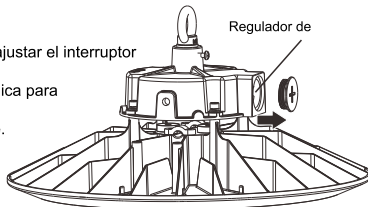
### Dimensiones físicas (Unidad: mm)



### Potencia seleccionable

#### Cautela:

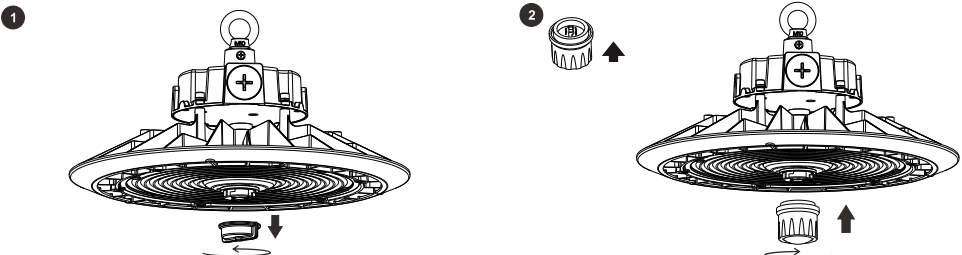
Encienda la luminaria antes de ajustar el interruptor DIP.  
No utilice una herramienta metálica para ajustar el interruptor DIP.  
Ajuste el interruptor suavemente.



potencia seleccionable

A	B	C
100	200	150
(W)	(W)	(W)

### Montaje del sensor



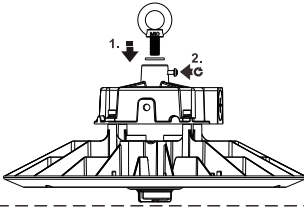
# LED multivatio HIGHBAY



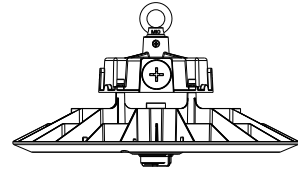
**zebra®**  
13 boulevard du  
fort de Vaux  
75017 Paris FRANCE

## Montaje de suspensión

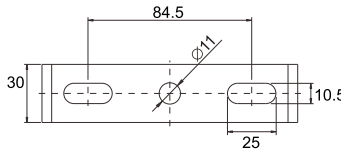

**1. ✖** Asegúrese de que los tornillos estén apretados



**2. ✖**  
Recomendado  
Tamaño de gancho:  
Ø6x60mm /  
Ø8x80mm

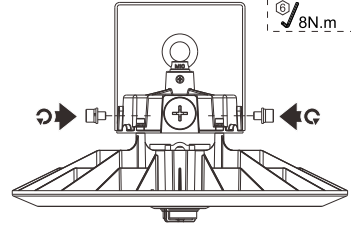


## Montaje en techo (Unidad: mm)

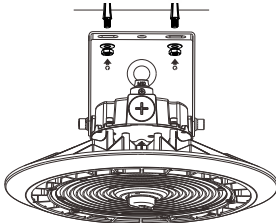


**1. ✖**

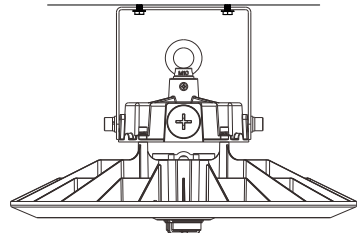
M8  
2PIEZAS  
8N.m



**2. ✖**

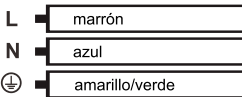


**3. ✖**



Poder	100 W, 150 W, 200 W
Número E	2752010
Voltaje de entrada	220-240 V CA
Frecuencia de potencia	50 / 60 Hz
Dimensión del producto	Ø320x183mm
Peso neto de la luminaria (±6%)	2,3 kg
Temperatura de trabajo	De -30 °C a +50 °C
Temperatura de almacenamiento	De -40 °C a +70 °C

\* Por favor, sujeto al producto real para el peso exacto.



or



- Se sugiere montar la luminaria por encima de los 4 metros de altura y su aplicación en interiores.
- Recomendamos encarecidamente a los usuarios que mantengan y limpien el polvo de la luminaria con regularidad para mantener su vida útil.
- El cable o cordón flexible externo de esta luminaria no se puede reemplazar; si el cable está dañado, la luminaria se destruirá. La fuente de luz de esta luminaria no es reemplazable; cuando la fuente de luz llegue al final de su vida útil, se reemplazará toda la luminaria.



220-240 V CA 50/60 Hz IP65 IK08 Ta50°C