

INFINITY RT


N-type

Bifacial Module with Double Glass

DMxxxG12RT-B48HBB

450~470W

23.5%
Max. Efficiency



- **Leading manufacturing**
40+ years experience in high-tech manufacturing.
- **High environmental, social and governance responsibility (ESG)**
100% green production, transparent supply chain and excellent ESG rating in the solar industry.



Outstanding Aesthetics

Designed with aesthetics in mind and manufactured using DMEGC Advanced Black Technology.



Extended Stress Tests

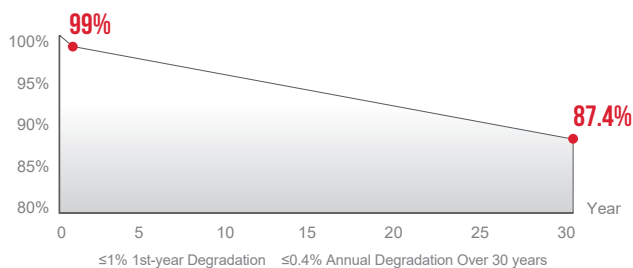
Protection against harsh environmental conditions
Certified by TÜV Rheinland.



Green Product

Focus on circular economy - low carbon footprint, PFAS-free and recyclable components.

POWER WARRANTY



COMPANY MANAGEMENT SYSTEM

- SA 8000: ILO Standards. Social responsibility standards
- ISO 9001: Quality management system
- ISO 14001: Environmental management system
- ISO 45001: Occupational health and safety management system
- ISO 50001: Energy management system
- ISO 27001: Information security management system

PRODUCT CERTIFICATION

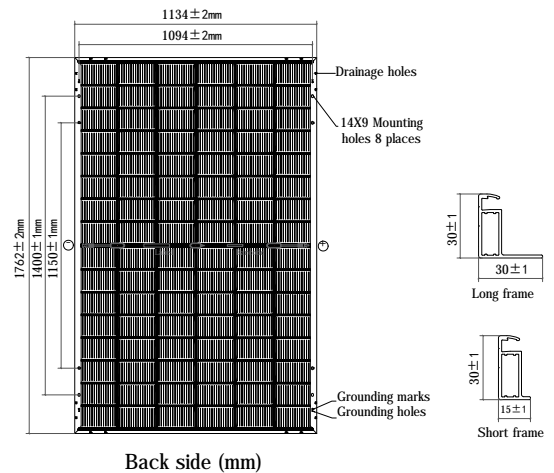
- IEC 61215, IEC 61730
- Extended-Stress (IEC TS 63209)
- Ammonia Corrosion (IEC 62716)
- Salt Mist Corrosion (IEC 61701)
- LeTID (IEC TS 63342)
- Dust & Sand (IEC 60068)



DMxxxG12RT-B48HBB

Module Specification

Cell Type	N type Mono-crystalline, 96(6×16)
Dimensions (mm)	1762×1134×30
Weight (kg)	24.0
Front Cover	2 mm heat strengthened glass, Anti-reflective coating
Rear Cover	2 mm heat strengthened glass
Junction Box	3 Diodes, IP68 according to IEC 62790
Output Cables (Including Connector)	4 mm ² /Portrait: 300 mm (+) /200 mm (-) Landscape: 1100 mm (+) /1100 mm (-) Length can be customized
Connector Type	PV-ZH202B or MC4-EVO 2A



Back side (mm)

Electrical Specifications¹

Module Type	DM450G12RT-B48HBB		DM455G12RT-B48HBB		DM460G12RT-B48HBB		DM465G12RT-B48HBB		DM470G12RT-B48HBB	
	STC ²	NMOT ³	STC	NMOT	STC	NMOT	STC	NMOT	STC	NMOT
Maximum Power (P _{max} /W)	450	343	455	347	460	351	465	354	470	358
Maximum Power Current (I _{mp} /A)	14.79	12.02	14.83	12.05	14.87	12.08	14.91	12.11	14.95	12.15
Maximum Power Voltage (V _{mp} /V)	30.43	28.55	30.69	28.80	30.95	29.04	31.21	29.28	31.47	29.53
Short-circuit Current (I _{sc} /A)	15.73	12.68	15.78	12.72	15.83	12.76	15.88	12.80	15.93	12.84
Open-circuit Voltage (V _{oc} /V)	36.04	34.69	36.18	34.82	36.32	34.96	36.46	35.09	36.60	35.22
Module Efficiency STC (%)	22.5		22.8		23.0		23.3		23.5	

¹ Measurements according to IEC 60904-3, Measurement tolerance: I_{sc}: ±4%, V_{oc}: ±3%, Test uncertainty for P_{max}: ±3%, Bifaciality: 80%±5%

² STC (Standard Test Condition): Radiation 1000 W/m², Module temperature 25°C, AM = 1.5

³ NMOT: Radiation 800 W/m², Ambient temperature 20°C, AM = 1.5, Wind Speed 1 m/s

Electrical Specifications¹ (BNPI²)

Nameplate Power (W)	450	455	460	465	470
Maximum Power (P _{max} /W)	497	503	508	514	519
Maximum Power Current (I _{mp} /A)	16.32	16.37	16.41	16.45	16.50
Maximum Power Voltage (V _{mp} /V)	30.47	30.73	30.99	31.25	31.51
Short-circuit Current (I _{sc} /A)	17.31	17.36	17.42	17.47	17.53
Open-circuit Voltage (V _{oc} /V)	36.04	36.18	36.32	36.46	36.60

¹ Measurements according to IEC 60904-3, Measurement tolerance: I_{sc}: ±4%, V_{oc}: ±3%, Test uncertainty for P_{max}: ±3%

² BNPI: Front radiation 1000 W/m², Rear radiation 135 W/m², Module temperature 25°C, AM = 1.5

Temperature Characteristics

Nominal Module Operating Temperature (NMOT)	42±2°C
Temperature Coefficient of P _{max} (%/°C)	-0.29
Temperature Coefficient of V _{oc} (%/°C)	-0.25
Temperature Coefficient of I _{sc} (%/°C)	+0.048

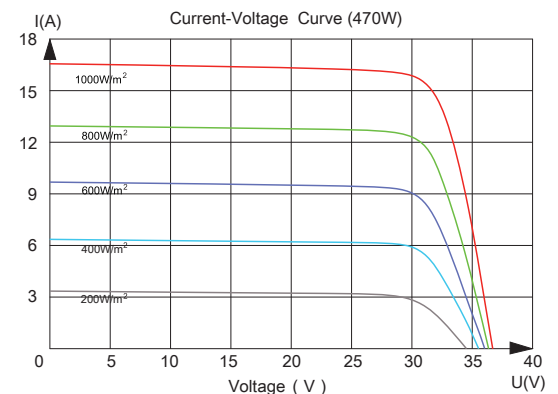
Packaging

Container	40HQ
Pallet Dimensions (mm)	1800x1140x1250
Pieces per Pallet	36
Pieces per Container	936

Operating Conditions

Operating Temperature (°C)	-40 to +85
Maximum System Voltage (V)	1500 DC (IEC)
Overcurrent Protection Rating (A)	30
Power Output Tolerance (%)	0~3
Protection Class	Class II
Max. Test Load, Push/Pull (Pa)	Front 5400 / Back 2400
Max. Design Load, Push/Pull (Pa)	Front 3600 / Back 1600
Hail Class	HW3*

* Reference diameter of ice balls-VKF 30mm, Ice ball storage temp -20°C.



Hengdian Group DMEGC Magnetics Co.,Ltd.
 Add: Hengdian Industrial Zone, Dongyang City Zhejiang Province, China 322118
 Tel: 0086-579-8658-8826 E-mail: solar@dmeqc.com.cn Website: www.dmeqcsolar.com

DMEGC Renewable Energy B.V.
 Add: Industrieweg 2,2641 RM Pijnacker, The Netherlands.
 Tel: +31 (0) 8 58200765 E-mail: contact@dmeqc.eu

Statement: The installation instructions and the warranty conditions must be followed. Due to technological progress, product parameters will be adjusted accordingly. When signing the contract, the latest data of the company shall prevail. All information in this data sheet corresponds to EN 50380.Changes and errors excepted. Document: EN DS-G12RT-B48HBB-20250714.