


Wayline - non-dimmable

Wayline 1200 3200lm 840
0048912

Product features

- LED batten, T8 replacement, ease of installation through 2 part push-in design of the housing (safety cable included), through wiring capability, steel housing, 3200lm, 23W, 139lm/W, 4000K, CR180, 3 step MacAdam ellipse, symmetric wide beam angle, Class I, 90000 hrs L80B20 lifespan, non-dimmable driver, IK08, IP20, 1220 x 70 x 76.5mm (LxWxD) dimensions, 1.37kg weight.



PRODUCT OVERVIEW

Product name	Wayline 1200 3200lm 840
Technology	LED
Housing	Steel
General application	Logistics & Industry
ETIM Class	EC000109
E-number FI	4278289
Warranty	5 years
Fixture luminous flux (lm)	3200
Luminaire efficacy (lm/W)	139
Colour temperature (K)	4000
Light colour	Neutral White
CRI (Ra)	80
Colour Variation Initial (SDCM)	SDCM3
Beam Angle (°)	115
Photobiological Risk Group	RG1
Total power consumption (W)	23
Electrical protection	Class I
Dimmable	No
Dimming method	N/A
LED Flickering Rate	Low (6% - 20%)
Housing colour	RAL 9016 - Traffic white / Bezel
IP rating	IP20
IK rating	IK08
Product EAN number	5410288489124

PHOTOMETRY

Wayline - non-dimmable

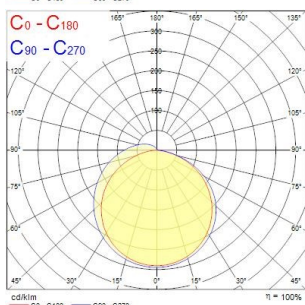
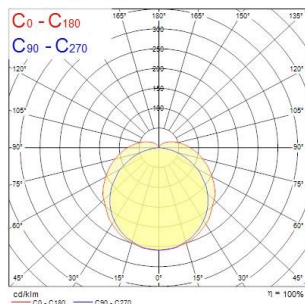
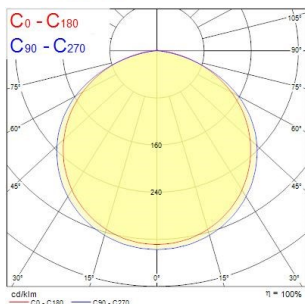
Wayline 1200 3200lm 840
0048912

Distance [m]	Cone diameter [m]	E0°	E10°	E30°	E45°	E60°	E75°	E90°
0.5	1.67 1.55	3847	275	214				
1.0	3.34 3.10	967	69	54				
1.5	5.01 4.66	409	31	25				
2.0	6.68 6.21	317	17	14				
2.5	8.35 7.76	188	11	9				
3.0	10.03 9.31	110	8	6				

Distance [m] Cone diameter [m] Illuminance [lx]
 — C0 - C180 (Half beam angle: 114.4°)
 — C90 - C270 (Half beam angle: 118.2°)

Distance [m]	Cone diameter [m]	E0°	E10°	E30°	E45°	E60°	E75°	E90°
0.5	1.50 2.73	3310	233	181				
1.0	3.00 5.47	827	58	45				
1.5	4.50 8.20	351	23	18				
2.0	6.00 10.93	207	15	11				
2.5	7.50 13.66	132	11	8				
3.0	9.00 16.40	92	8	6				

Distance [m] Cone diameter [m] Illuminance [lx]
 — C0 - C180 (Half beam angle: 108.9°)
 — C90 - C270 (Half beam angle: 112.6°)



TECHNICAL DRAWINGS

