Kraus & Naimer



Sample image

Datasheet

Article number: 70010235
Designation: KG64.T203/40.KL11V
Description: Switch Global Disconnector

IEC 60947-3 EN 60947-3, VDE 0660 Teil 107

Märkdriftspänning Ui

Spänning (V)	AC / DC
690	AC

Märkdriftström vid konstant drift

Ström (A)	Omgivningstemperatur (°C)	Temperatur topp (°C)	ytterligare krav
63	50	55	Omginingstemperatur +50°C under 24 timmar med toppar upp till +55°C

Märkdriftström Ie

Urvals kriterie	Spänning (V)	Ström (A)
AC-32A	20 - 400	63

Märkdrifteffekt

Urvals kriterie	Spänning (V)	No. of phases	No. of poles	Effekt (kW)
AC-3	220 - 240	3	3	11
AC-3	380 - 440	3	3	18,50
AC-3	660 - 690	3	3	15
AC-23A	220 - 240	3	3	11
AC-23A	380 - 440	3	3	22
AC-23A	660 - 690	3	3	18,50

Max försäkring, IEC

Säkringskarakteristik	Antal säkringar	Ström (A)
gG	1	63

UL60947-4-1 , UL508

Nominal Voltage

Spänning (V)	AC / DC
600	AC

Märkdriftspänning Ui

Spänning (V)	AC / DC
600	AC

Rated thermal current

Ström (A)	Omgivningstemperatur (°C)	Additional Text
60	0 - 40	--

Horsepower rating

Across-the-Line Motor Starting	Spänning (V)	No. of phases	No. of poles	Power (HP)	Ambient temperature [°C]
DOL	110 - 120	1	2	3	40
DOL	220 - 240	1	2	7,50	40
DOL	277 - 277	1	2	7,50	40
DOL	415 - 415	1	2	10	40
DOL	440 - 480	1	2	15	40
DOL	550 - 600	1	2	15	40
DOL	110 - 120	3	3	5	40
DOL	220 - 240	3	3	15	40
DOL	415 - 415	3	3	20	40
DOL	440 - 480	3	3	30	40
DOL	550 - 600	3	3	40	40

SCCR / Max. fuse rating

Conditions of acceptability

This device is suitable for use on circuits capable of delivering not more than 10kA rms symmetrical amperes, 600V ac max. when protected by Type RK1 fuses.

Suitable for use on a circuit capable of delivering not more than 65000 rms symmetrical amperes 600V max., when protected by 70A Class J fuses.

Temp. rating of wire

Temperature rating (°C)	Ström (A)	Text
60 - 75	--	--

General Use

AC / DC	Spänning (V)	Ström (A)	No. of phases	No. of poles	No. of contacts in series
AC	277	60	1	1	1
AC	600	60	1	2	1
AC	600	60	3	3	1

General Information

Text

- The operating handle and position indicating means to be used with these manual motor controllers should be provided from the manufacturer, or the operating handle and position indicating means to be used should have been previously evaluated in combination with the manual motor controllers.

Kraus & Naimer

General Information

Text

- När brytaren används som säkerhetsbrytare skall den vara utrustad med vred som är låsbart i läge "0".

CSA

Nominal Voltage

Spänning (V)	*AC / DC*
600	AC

Märkdriftspänning Ui

Spänning (V)	*AC / DC*
600	AC

Rated thermal current

Ström (A)	*Omgivningstemperatur (°C)*	*Additional Text*
60	0 - 40	--

Horsepower rating

Across-the-Line Motor Starting	*Spänning (V)*	*No. of phases*	*No. of poles*	*Power (HP)*	*Ambient temperature [°C]*
DOL	110 - 120	1	2	3	40
DOL	220 - 240	1	2	7,50	40
DOL	277 - 277	1	2	7,50	40
DOL	415 - 415	1	2	10	40
DOL	440 - 480	1	2	15	40
DOL	110 - 120	3	3	5	40
DOL	220 - 240	3	3	15	40
DOL	415 - 415	3	3	20	40
DOL	440 - 480	3	3	30	40
DOL	550 - 600	3	3	40	40

Temp. rating of wire

Temperature rating (°C)	*Ström (A)*	*Text*
75	--	--

General Use

AC / DC	*Spänning (V)*	*Ström (A)*	*No. of phases*	*No. of poles*	*No. of contacts in series*
AC	277	60	1	1	1
AC	600	60	1	2	1
AC	600	60	3	3	1

GENERAL TECHNICAL INFORMATION

Size of conductor

composition of conductor	*Min. / Max. value*	*No. of conductor per terminal*	*Cross section (mm²) or (AWG/kcmil)*	*Material of the wire*
solid wire	Min.	2	0,75mm²	Copper
solid wire	Min.	1	1,5mm²	Copper
flexible wire	Max.	1	AWG 6	Copper
flexible wire	Min.	1	2,5mm²	Copper
flexible wire	Max.	1	10mm²	Copper
flexible wire	Min.	2	1,5mm²	Copper
Single-core or stranded wire	Max.	1	AWG 6	Copper
Single-core or stranded wire	Max.	1	16mm²	Copper
flexible wire with sleeve	Max.	1	10mm²	Copper
flexible wire with ferrule according to DIN 46228	Min.	2	0,75mm²	Copper
flexible wire with ferrule according to DIN 46228	Min.	1	1,5mm²	Copper

Stripping length

Length (mm)	--
12	

Rekomenderad skruvmejsel

Typ av skruvmejsel	*Value*
Stjärskruvmejsel	PH2
Slot screwdriver according to DIN 5264	1,2x6,5

Tightening torque of screws

tightening torque (Nm)	*tightening torque (lb-in)*
1,80	16

Approbations

Specification	*Marking*
EAC	
CE marking	
UK Directives	
CSA C.22.2 No.14	
GB/T14048.3	

General Information

Text

- EMC Note: This device is suitable for use in environment A and B.

General Information
Text
- Smörjning och behandling av kontakterna är förbjuden.
- Inkoppling och service av strömställaren får endast utföras av behörig personal. Strömställaren är underhållsfri.
- Använd endast kopparkabel. Kabeln får inte förtennas.
- Alla anslutningsskruvar måste dras med rekommenderat moment, även de som som inte används då det kan finnas interna överkopplingar.

Waste Electrical & Electronic Equipment (WEEE)	
Picture name	*Description*
	Do not throw in the trash as care must be taken to ensure environmentally sound disposal and recycling. Please either use an environmentally friendly waste disposal company; return to the supplier for disposal; or return direct to the manufacturer, Kraus & Naimer. You can find local Kraus & Naimer offices at www.krausnaimer.com

Proposition 65	
Picture name	*Description*
	WARNING: This product can expose you to chemicals including nickel and lead, which is known to the State of California to cause cancer. For more information go to www.P65Warnings.ca.gov.

Classification Contact: Rigid contact bridge
Classification Contact Mat: Silver
Classification Terminal: Screw terminal

Mounting-KL11V

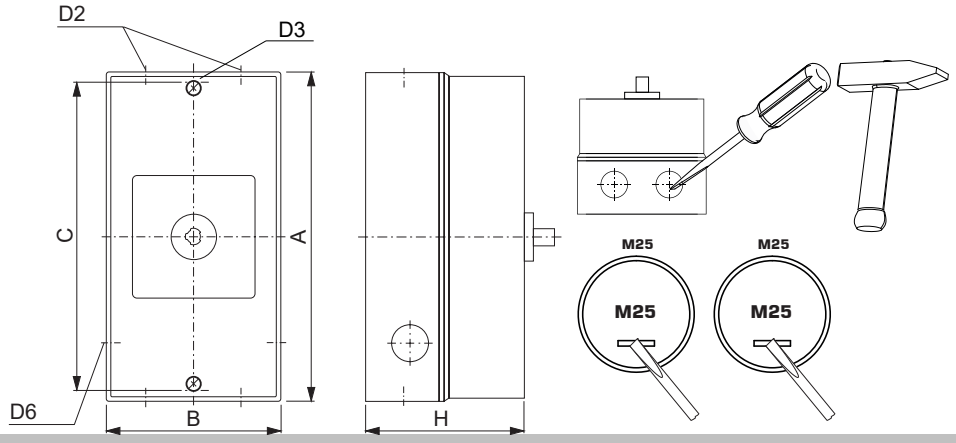

Skyddsklass frontpanel, IP		IP66, IP67, IP69k
Stages		1,00 - 5,00
A	⊢	190,00 mm
B	⊢	100,00 mm
C	⊢	178,00 mm
D2	⌀	4,00 x M25
D3	⌀	5,60 mm
D6	⌀	2,00 x M25
H	⊢	93,00 mm

Kraus & Naimer

Wiring diagram

KG64.T303.KL11V

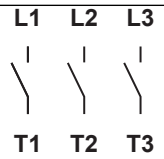

Kraus & Naimer

Switch program

KG64.T303.KL11V

Kraus & Naimer

KG64 | **T303** | **Page 1 of 1**

Face Plate

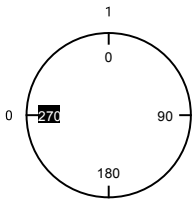

Switching Angle	90
Total switching Angle	90

		L1	L2	L3					
		1	3	5	7	9	11	13	15
		2	4	6	8	10	12	14	16
		T1	T2	T3					
0	270								
1	0	■	■	■					
	90								
	180								

Version: 102

Kraus & Naimer

Face plate

S1.F656/E10.V9

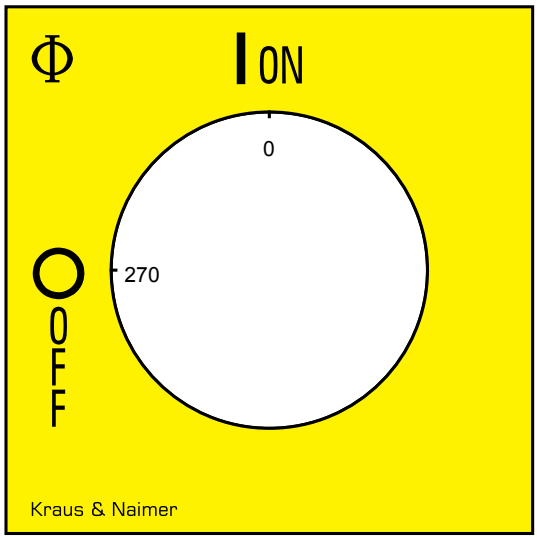

Kraus & Naimer

AUXILIARY CONTACTS

(cam operated) for switch type KG20 - KG100C and KH(R)16 - KH(R)25B

Designation: K1.M510A/2CA-B
Number of contacts: "2" 2 auxiliary contacts
Operation of contacts: "C" 1 auxiliary contact closed in pos. 1 and 1 auxiliary contact closed in pos. 0 (NO/NC)
Type of version: "A" 1. auxiliary contact module
Type of mounting: "-B" for type of mounting VE, VE2, silver contacts

IEC 60947-3 EN 60947-3, VDE 0660 Teil 107

Nominal Voltage

Spänning (V)	*AC / DC*
690	AC

Märkdriftström vid konstant drift

Ström (A)	*Omgivningstemperatur (°C)*	*Temperatur topp (°C)*	*ytterligare krav*
16	55	60	Omginingstemperatur +55°C under 24 timmar med toppar upp till +60°C

Märkdriftström Ie

Urvals kriterie	*Spänning (V)*	*Ström (A)*
AC-15	110 - 240	6
AC-15	380 - 440	3
AC-15	500	1,50
AC-21A	20 - 690	16

UL60947-4-1 , UL508

Nominal Voltage

Spänning (V)	*AC / DC*
600	AC

Märkdriftspänning Ui

Spänning (V)	*AC / DC*
600	AC

Rated thermal current

Ström (A)	*Omgivningstemperatur (°C)*	*Additional Text*
10	0 - 40	--

Pilot duty rating code

Duty Code
A600

General Use

AC / DC	*Spänning (V)*	*Ström (A)*	*No. of phases*	*No. of poles*	*No. of contacts in series*
AC	600	10	1	1	1

GENERAL TECHNICAL INFORMATION

Size of conductor

composition of conductor	*Min. / Max. value*	*No. of conductor per terminal*	*Cross section (mm²) or (AWG/kcmil)*	*Material of the wire*
solid wire	Min.	1	0,5mm²	Copper
solid wire	Min.	2	0,5mm²	Copper
flexible wire	Min.	1	0,75mm²	Copper
flexible wire	Min.	2	0,75mm²	Copper
flexible wire	Max.	2	2,5mm²	Copper
flexible wire	Max.	2	AWG 14	Copper
Single-core or stranded wire	Max.	2	AWG 12	Copper
Single-core or stranded wire	Max.	2	2,5mm²	Copper
flexible wire with ferrule according to DIN 46228	Max.	2	2,5mm²	Copper
flexible wire with ferrule according to DIN 46228	Min.	1	0,5mm²	Copper
flexible wire with ferrule according to DIN 46228	Min.	2	0,5mm²	Copper

Stripping length

Length (mm)	*--*
8	

Rekomenderad skruvmejsel

Typ av skruvmejsel	*Value*
Stjärskruvmejsel	PH1
Slot screwdriver according to DIN 5264	0,8x4

Tightening torque of screws

tightening torque (Nm)	*tightening torque (lb-in)*
0,60	5

General Information
Text
- Smörjning och behandling av kontakterna är förbjuden. - Inkoppling och service av strömställaren får endast utföras av behörig personal. Strömställaren är underhållsfri. - Använd endast kopparkabel. Kabeln får inte förtennas.