

RefLED Superia Retro MR16

RefLED Superia Retro MR16 V2 621LM 865 36° SL

0029235



Product features

- Compact, energy efficient and exceptional value for money product
- Same shape and size as halogen MR16 lamp
- Compact Cluster SMD technology enabling high efficiency with halogen look
- Reduced visible heat sink from the front
- Available in 36 degree
- High lumen efficacy
- 12V AC/DC
- 25,000 hours average rated life
- 3 years warranty



PRODUCT OVERVIEW

Product name	RefLED Superia Retro MR16 V2 621LM 865 36° SL
Technology	LED
Watt (Rated) (W)	6
Type	LED exchangeable
Fixture rating	Open
General application	Education, Hospitality, Residential & Consumer
E-number FI	4741115
Warranty	3 years
Colour temperature (K)	6500
Light colour	Daylight
Colour Consistency (SDCM)	6
Colour Variation Initial (SDCM)	SDCM6
Beam Angle (°)	36
Photobiological Risk Group	RG1
Product Voltage (V)	12
Dimmable	No
Average life (Nominal) (h)	25000
Product EAN number	5410288292359

DATA TABLE

General data

Product name	RefLED Superia Retro MR16 V2 621LM 865 36° SL
Technology	LED
Watt (Rated) (W)	6
Type	LED exchangeable
Fixture rating	Open
General application	Education, Hospitality, Residential & Consumer
Operating temperature range (°C)	-20°C...+40°C
Performance ambient temperature Tq (°C)	25
E-number FI	4741115
Warranty	3 years

RefLED Superia Retro MR16

RefLED Superia Retro MR16 V2 621LM 865 36° SL
0029235

Optical data

Colour temperature (K)	6500
Light colour	Daylight
Colour Consistency (SDCM)	6
Colour Variation Initial (SDCM)	SDCM6
Luminous Intensity (cd)	1000
Beam Angle (°)	36
Photobiological Risk Group	RG1
Lumen maintenance at end of nominal life (%)	70

Electrical data

Equivalent watt (W)	50
Product Voltage (V)	12
Control gear required	No
Transformer required	Yes
Dimmable	No
Lamp Energy Label (class)	E

Lifetime data

Lifespan L70 B50	25000
Average life (Nominal) (h)	25000
Average life (Rated) (h)	25000

Physical data

Nominal Product Length (mm)	44
Nominal Product Diameter (mm)	50
Weight (kg)	0.035

Packaging

Single packaging type	Carton
Product EAN number	5410288292359
Packaging single length / height (cm)	8.2
Packaging single width (cm)	6.1
Packaging single depth (cm)	5.1
DUN14 (inner)	25410288292353
Units per inner package	6
Packaging inner length / height (cm)	9.5
Packaging inner width (cm)	17.0
Units per outer package	36
Packaging outer width (cm)	41.5
Packaging outer depth (cm)	18.0

Safety data

Optimal operating condition (°C)	-20-40
Breakage cleaning instructions	Not applicable
Special purpose lamp	No
Dry applications use only	Yes

RefLED Superia Retro MR16

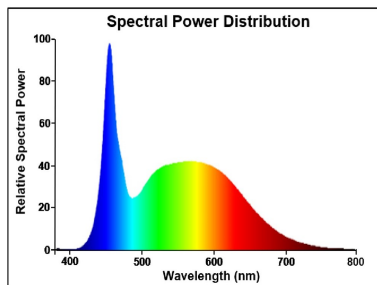
RefLED Superia Retro MR16 V2 621LM 865 36° SL

0029235

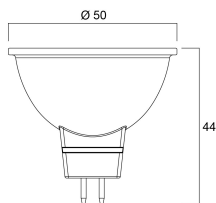
Safety message

Not Suitable for totally enclosed fixtures

PHOTOMETRY



TECHNICAL DRAWINGS

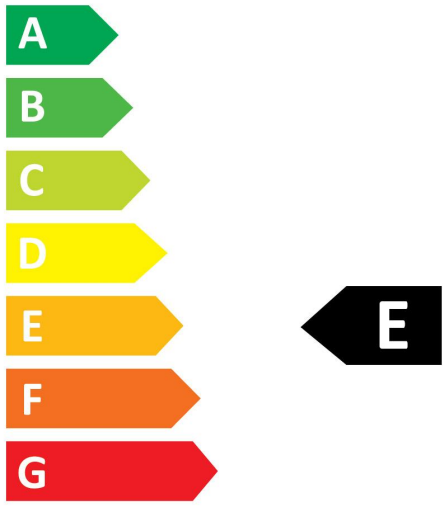


RefLED Superia Retro MR16
RefLED Superia Retro MR16 V2 621LM 865 36° SL
0029235

**ENERG**


SYLVANIA

0029235



6

kWh/1000h

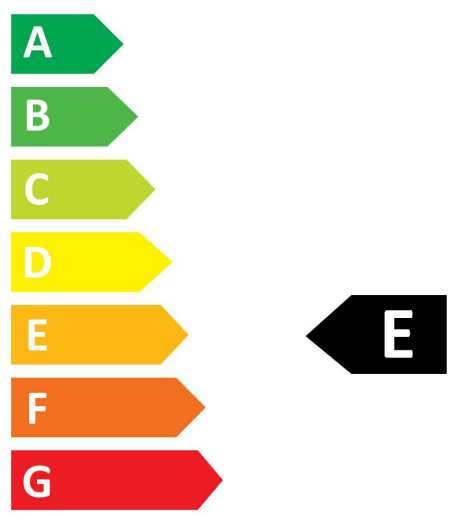


2019/2015

RefLED Superia Retro MR16
RefLED Superia Retro MR16 V2 621LM 865 36° SL
0029235



0029235



6
kWh/1000h

