

RefLED Retro Superia ES50 DIMMABLE

RefLED Superia Retro ES50 V3 345LM DIM 827 36 SL
0029125



Product features

- Premium performance professional LED GU10 range with the same look and feel of traditional halogen GU10 lamp
- Recreates backlight effect similar to halogen dichroic lamps
- Full glass design - means no colours clashing between lamp and fixture
- Very long lifetime of up to 25,000 hours
- COOLFIT functionality - ensures overheat and over temperature protection
- High switching cycles: >100,000
- High colour rendering: CRI80
- Dimmable with approved dimmers
- Warranty: 5 Years



PRODUCT OVERVIEW

Product name	RefLED Superia Retro ES50 V3 345LM DIM 827 36 SL
Technology	LED
Watt (Rated) (W)	4.5
Type	LED exchangeable
Fixture rating	Open
General application	Education, Hospitality, Museums & Galleries, Office, Residential & Consumer, Retail
E-number FI	4741021
Warranty	5 years
Colour temperature (K)	2700
Light colour	Homelight
Colour Variation Initial (SDCM)	SDCM6
Colour Consistency (SDCM)	6
Beam Angle (°)	36
Photobiological Risk Group	RG1
Product Voltage (V)	230
Dimmable	Yes
Average life (Nominal) (h)	25000
Product EAN number	5410288291253

DATA TABLE

General data

Product name	RefLED Superia Retro ES50 V3 345LM DIM 827 36 SL
Technology	LED
Watt (Rated) (W)	4.5
Type	LED exchangeable
Fixture rating	Open
General application	Education, Hospitality, Museums & Galleries, Office, Residential & Consumer, Retail
Operating temperature range (°C)	-20°C...+50°C

RefLED Retro Superia ES50 DIMMABLE

RefLED Superia Retro ES50 V3 345LM DIM 827 36 SL
0029125

Performance ambient temperature Tq (°C)	25
E-number FI	4741021
Warranty	5 years

Optical data

Colour temperature (K)	2700
Light colour	Homelight
Colour Variation Initial (SDCM)	SDCM6
Colour Consistency (SDCM)	6
Luminous Intensity (cd)	700
Beam Angle (°)	36
Photobiological Risk Group	RG1
Lumen maintenance at end of nominal life (%)	70

Electrical data

Equivalent watt (W)	50
Product Voltage (V)	230
Control gear required	No
Transformer required	No
Dimmable	Yes
Inrush Current (A)	0.55
Lamp Energy Label (class)	F
Max. Luminaires per 16A B Breaker	762

Lifetime data

Lifespan L70 B50	25000
Average life (Nominal) (h)	25000
Average life (Rated) (h)	25000

Physical data

Nominal Product Diameter (mm)	50
Weight (kg)	0.05

Packaging

Single packaging type	Carton
Product EAN number	5410288291253
Packaging single length / height (cm)	8.2
Packaging single width (cm)	6.1
Packaging single depth (cm)	5.1
DUN14 (inner)	25410288291257
Units per inner package	6
Packaging inner length / height (cm)	9.2
Packaging inner width (cm)	16.4
Units per outer package	60
Packaging outer width (cm)	17.8
Packaging outer depth (cm)	68.5

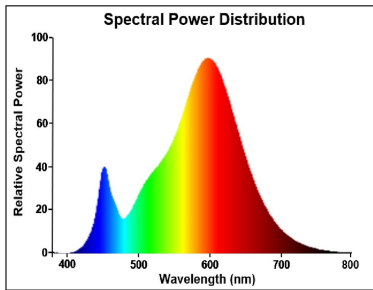
RefLED Retro Superia ES50 DIMMABLE

RefLED Superia Retro ES50 V3 345LM DIM 827 36 SL
0029125

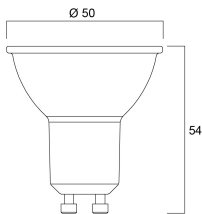
Safety data

Optimal operating condition (°C)	-20-50
Breakage cleaning instructions	Not applicable
Special purpose lamp	No
Dry applications use only	Yes
Safety message	Dimmable with approved dimmers

PHOTOMETRY



TECHNICAL DRAWINGS

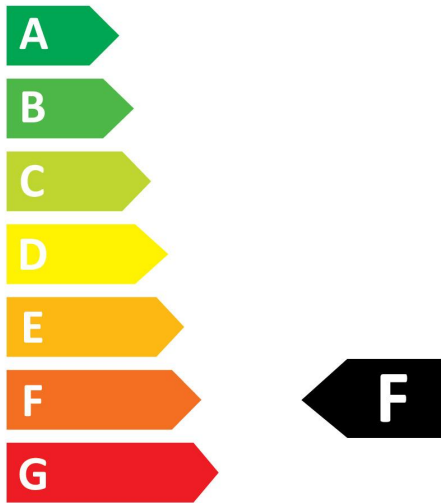


RefLED Retro Superia ES50 DIMMABLE
RefLED Superia Retro ES50 V3 345LM DIM 827 36 SL
0029125



SYLVANIA

0029125



5
kWh/1000h

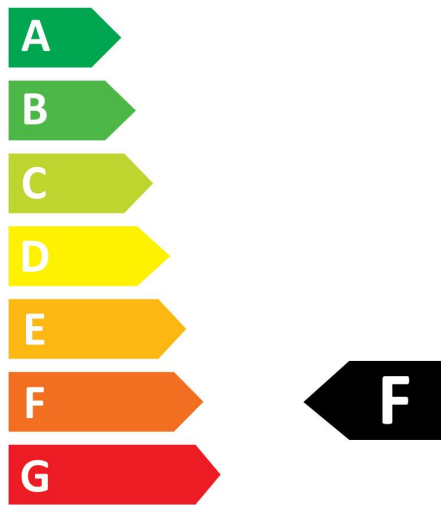


2019/2015

RefLED Retro Superia ES50 DIMMABLE
RefLED Superia Retro ES50 V3 345LM DIM 827 36 SL
0029125



0029125



5
kWh/1000h



2019/2015