


Wayline - non-dimmable

Wayline 1200 3200lm 840
0048912

Product features

- LED batten, T8 replacement, ease of installation through 2 part push-in design of the housing (safety cable included), through wiring capability, steel housing, 3200lm, 23W, 139lm/W, 4000K, CR180, 3 step MacAdam ellipse, symmetric wide beam angle, Class I, 90000 hrs L80B20 lifespan, non-dimmable driver, IK08, IP20, 1220 x 70 x 76.5mm (LxWxD) dimensions, 1.37kg weight.



PRODUCT OVERVIEW

Product name	Wayline 1200 3200lm 840
Technology	LED
Housing	Steel
General application	Logistics & Industry
ETIM Class	EC000109
E-number FI	4278289
Warranty	5 years
Fixture luminous flux (lm)	3200
Luminaire efficacy (lm/W)	139
Colour temperature (K)	4000
Light colour	Neutral White
CRI (Ra)	80
Colour Variation Initial (SDCM)	SDCM3
Beam Angle (°)	115
Photobiological Risk Group	RG1
Total power consumption (W)	23
Electrical protection	Class I
Dimmable	No
Dimming method	N/A
LED Flickering Rate	Low (6% - 20%)
Housing colour	RAL 9016 - Traffic white / Bezel
IP rating	IP20
IK rating	IK08
Product EAN number	5410288489124

PHOTOMETRY

Wayline - non-dimmable

Wayline 1200 3200lm 840

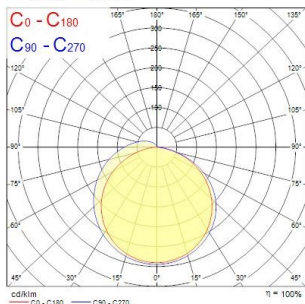
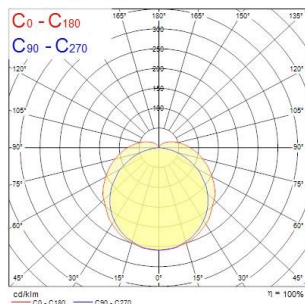
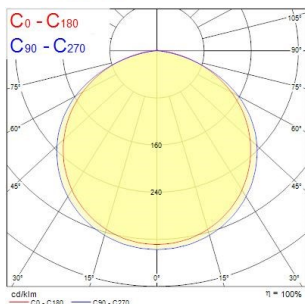
0048912

Distance [m]	Cone diameter [m]	E0°	E10°	E30°	E45°	E60°	E75°	E90°
0.5	1.67 1.55	3847	275	214				
1.0	3.34 3.10	967	69	54				
1.5	5.01 4.66	409	31	24				
2.0	6.68 6.21	317	24	19				
2.5	8.35 7.76	198	15	12				
3.0	10.03 9.31	110	8	6				

Distance [m] Cone diameter [m] Illuminance [lx]
 — C0 - C180 (Half beam angle: 114.4°)
 — C90 - C270 (Half beam angle: 118.2°)

Distance [m]	Cone diameter [m]	E0°	E10°	E30°	E45°	E60°	E75°	E90°
0.5	1.50 2.73	3310	233	181				
1.0	3.00 5.47	827	58	45				
1.5	4.50 8.20	368	23	18				
2.0	6.00 10.93	227	15	12				
2.5	7.50 13.66	132	9	7				
3.0	9.00 16.40	92	6	5				

Distance [m] Cone diameter [m] Illuminance [lx]
 — C0 - C180 (Half beam angle: 108.9°)
 — C90 - C270 (Half beam angle: 112.6°)



TECHNICAL DRAWINGS

