

PRODUCT DATASHEET

DULUX LED D13 EM & AC MAINS V 6W 840 G24D-1

DULUX LED D EM & AC MAINS V | LED replacement for CFLni with 2-pin G24d base for CCG and AC mains operation



Areas of application

- General illumination within ambient temperatures from -20...+45 °C
- Supermarkets and department stores
- Walkways and corridors
- Hotels, restaurants

Product benefits

- Easy installation
- Low energy consumption
- Easy relamping thanks to compact design
- Operation directly on 230 V AC mains possible

Product features

- LED replacement for conventional compact fluorescent lamps for use in CCG luminaires or on AC mains
- Lifetime: up to 30,000 h
- Rotatable base around its longitudinal axis ($\pm 90^\circ$)
- Single-ended two-pin plug-in G24d base
- Type of protection: IP20
- Mercury-free lamps

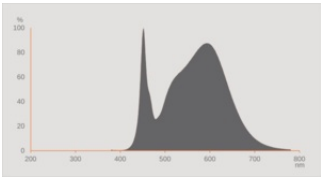


TECHNICAL DATA**Electrical data**

Nominal wattage	6 W
Construction wattage	6.00 W
Nominal voltage	220...240 V
Claimed equiv. conventional lamp power	13 W
Nominal current	29 mA
Type of current	AC
Inrush current	5 A
Operating frequency	50/60 Hz
Mains frequency	50/60 Hz
Max. lamp no. on circuit break. 10 A (B)	38
Max. lamp no. on circuit break. B10 A - CCG without compensation	100
Max. lamp no. on circuit break. B10 A - CCG with compensation	27
Max. lamp no. on circuit break. 16 A (B)	47
Max. lamp no. on circuit break. B16 A - CCG without compensation	160
Max. lamp no. on circuit break. B16 A - CCG with compensation	35
Total harmonic distortion	≤ 30 %
Power factor λ	> 0.90

Photometrical data

Luminous flux	660 lm
Nominal useful luminous flux 90°	660 lm
Luminous efficacy	110 lm/W
Lumen main.fact.at end of nom.life time	0.70
Light color (designation)	Cool White
Color temperature	4000 K
Color rendering index Ra	80
Light color	840
Standard deviation of color matching	≤6 sdcn
Flickering metric (Pst LM)	1.0
Stroboscope effect metric (SVM)	0.4



Light technical data

Beam angle	120 °
Warm-up time (60 %)	< 0.50 s
Starting time	< 0.5 s
Rated beam angle (half peak value)	120.00 °

Dimensions & Weight



Overall length	148.00 mm
Diameter	35.00 mm
Tube diameter	27,0 mm
Maximum diameter	35 mm
Product weight	54.00 g

Temperatures & operating conditions

Ambient temperature range	-20...+45 °C
Maximum temperature at tc test point	75 °C

Lifespan

Lifespan	30000 h
Number of switching cycles	200000
Lumen maintenance at end of serv	0.70
Rated lamp survival factor at 6,000 h	≥ 0.90

Additional product data

Base (standard designation)	G24d-1
Mercury content	0.0 mg
Mercury-free	Yes
Design / version	Frosted
Product remark	Available from June 2023

Capabilities

Dimmable	No
----------	----

Certificates & Standards

Energy efficiency class	E ¹⁾
Energy consumption	6.00 kWh/1000h
Type of protection	IP20
Standards	CE / EAC / UKCA
Photobiological safety group acc. to EN62778	RG0

¹⁾ Energy efficiency class (EEC) on a scale of A (highest efficiency) to G (lowest efficiency)

Country-specific categorizations

Order reference	DULUX LED D13 E
-----------------	-----------------

LOGISTICAL DATA

Temperature range at storage	-20...+80 °C
------------------------------	--------------

Energy labelling regulation data acc EU 2019/2015









Lighting technology used	LED
Non-directional or directional	NDLS
Mains or non-mains	MLS
Light source cap-type (or other electric interface)	G24d-1
Connected light source (CLS)	No
Color-tuneable light source	No
Envelope	No
High luminance light source	No
Anti-glare shield	No
Correlated colour temperature type	SINGLE_VALUE
Standby power	N/A
Networked standby power for CLS	N/A
Claim of equivalent power	No

Length	148.00 mm
Height	35.00 mm
Width	35.00 mm
Chromaticity coordinate x	0.381
Chromaticity coordinate y	0.379
R9 Colour rendering index	0.00
Beam angle correspondence	SPHERE_360
Survival factor	0.90
Displacement factor	0.90
LED light source replaces a fluorescent light source	No
EPREL ID	1404747
Model number	AC46415

Safety advice

- Not suitable for tandem operation.
- The operating temperature range of DULUX LED is restricted. In case of doubt regarding suitability of the application please measure Tc max temperature on the product prior to installation.

DOWNLOAD DATA

Documents and certificates	
	User instruction
	Declarations Of Conformity CE
	Declarations Of Conformity UKCA
Photometric and lighting design files	
	IES file (IES)
	LDT file (Eulumdat)
	UGR file (UGR table)
	LDC typ cone
	LDC typ polar

Photometric and lighting design files



Spectral power distribution

LOGISTICAL DATA

Product code	Packaging unit (Pieces/Unit)	Dimensions (length x width x height)	Gross weight	Volume
4058075823112	Folding box 1	37 mm x 37 mm x 151 mm	67.00 g	0.21 dm ³
4058075823129	Shipping box 10	193 mm x 82 mm x 165 mm	729.00 g	2.61 dm ³

The mentioned product code describes the smallest quantity unit which can be ordered. One shipping unit can contain one or more single products. When placing an order, for the quantity please enter single or multiples of a shipping unit.

DISCLAIMER

Subject to change without notice. Errors and omission excepted. Always make sure to use the most recent release.