

PRODUCT DATASHEET LUXeye Sense DALI BT

LUXeye® Sense DALI BT | Light management systems



Areas of application

- Offices
- Conference rooms
- Training rooms
- Corridors
- Surface mounting via LUXeye SENSE CM KIT

Product benefits

- Automatic start of light regulation after power-on (out of the box function)
- Basic functionality without configuration thanks to applied pre-settings
- Easy and fast customization of important parameter via screwdriver
- $V(\lambda)$ corrected light sensor element
- Predefined and customizable configurations for all applications
- Password protection for user and configuration APP access
- Easy report generation of all commissioned sensors
- Easy report sharing via email
- DEMO Mode usable without device

Product features

- One DALI broadcast output channel
- Daylight-dependent regulation and presence-dependent control of light
- Operation via standard pushbutton
- Outputs with electronical reversible short-circuit and overload protection
- Change of delay time with screwdriver direct at the sensor

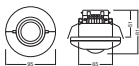
- Change of lighting intensity with screwdriver direct at the sensor
- Halogen free polycarbonate plastic housing
- Controller with integrated light and presence sensor, DALI output channel
- Presence detection via passive IR element
- Light control with app connection via Bluetooth
- Light control via smart phone
- Adjustment of all settings via smartphone
- Individual activation and deactivation of light and presence sensor
- Function indicator with three color LED
- Various shutters included for different detection areas

TECHNICAL DATA

Electrical data

Nominal wattage	0.40 W
Nominal voltage	220...240 V
Mains frequency	50/60 Hz

Dimensions & Weight



Length	90.00 mm
Width	90.00 mm
Height	81.00 mm
Diameter	95,0 mm
Product weight	144.00 g

Colors & materials

Product color	White
---------------	-------

Temperatures & operating conditions

Ambient temperature range	0...+55 °C
---------------------------	------------

Capabilities

Dimmable	No
Dimming interface	DALI
Overheating protection	Yes
Number of control outputs	20
Maximum installation height	5 m
Detection area	10 m ¹⁾
Detection angle	110 °
Type of installation	Ceiling integration
Transmitter range	15 m
Operating range, light sensor	20...5000 lx ²⁾

1) Diameter for movement detection at 5 m installation high
2) Approximately, measured at the sensor



Certificates & Standards

Approval marks – approval	CE
Protection class	II
Type of protection	IP20

EQUIPMENT / ACCESSORIES

- Suitable for up to 20 electronic control gears
- Free App for iOS and Android

DOWNLOAD DATA

Documents and certificates	
	User instruction
	Declarations Of Conformity CE

LOGISTICAL DATA

Product code	Packaging unit (Pieces/Unit)	Dimensions (length x width x height)	Gross weight	Volume
4052899957411	Folding box 1	160 mm x 125 mm x 90 mm	240.00 g	1.80 dm ³
4052899957459	Shipping box 12	495 mm x 265 mm x 192 mm	3153.00 g	25.19 dm ³

The mentioned product code describes the smallest quantity unit which can be ordered. One shipping unit can contain one or more single products. When placing an order, for the quantity please enter single or multiples of a shipping unit.

DISCLAIMER

Subject to change without notice. Errors and omission excepted. Always make sure to use the most recent release.