



- NEW for BLE2 versions: improved wireless communication based on future-proof, standardized Bluetooth SIG Mesh protocol
- Powerful recessed, rotatable and tiltable spot
- Clean and compact design ideal for retail shops, showrooms, and hospitality environments
- Die-cast aluminium housing
- Excellent colour rendering with CRI 90
- High efficiency up to 100 lm/W
- DALI2 and Smart Lighting (BLE2) versions available
- DALI2 driver compatible with 230V push dimming



Specifications

| Item Code | Item Description | Equivalent to (W) | Power (W) | Lumen | Efficacy (lm/W) | CCT (K) | Beam angle | Weight (kg/pc) |
|---------------|----------------------------------|-------------------|-----------|-------|-----------------|---------|------------|----------------|
| On-Off | | | | | | | | |
| 541003067800 | LEDSpotRS-P 20W-3000-60D-WH | HID 35W | 20 | 1800 | 90 | 3000 | 60° | 0.60 |
| 541003067900 | LEDSpotRS-P 20W-4000-60D-WH | HID 35W | 20 | 2000 | 100 | 4000 | 60° | 0.60 |
| 541003068200 | LEDSpotRS-P 35W-3000-60D-WH | HID 50W | 35 | 3150 | 90 | 3000 | 60° | 1.13 |
| 541003068300 | LEDSpotRS-P 35W-4000-60D-WH | HID 50W | 35 | 3500 | 100 | 4000 | 60° | 1.13 |
| DALI2 | | | | | | | | |
| 541003101500 | LEDSpotRS-P 35W-3000-60D-WH-DALI | HID 50W | 35 | 3150 | 90 | 3000 | 60° | 1.13 |
| 541003101600 | LEDSpotRS-P 35W-4000-60D-WH-DALI | HID 50W | 35 | 3500 | 100 | 4000 | 60° | 1.13 |
| Smart | | | | | | | | |
| 541003557000 | LEDSpotRS-P 35W-3000-60D-WH-BLE2 | HID 50W | 35 | 3150 | 90 | 3000 | 60° | 1.13 |
| 541003557100 | LEDSpotRS-P 35W-4000-60D-WH-BLE2 | HID 50W | 35 | 3500 | 100 | 4000 | 60° | 1.13 |
| 1-10V | | | | | | | | |
| 541003102300 | LEDSpotRS-P 35W-3000-60D-WH-10V | HID 50W | 35 | 3150 | 90 | 3000 | 60° | 1.13 |
| 541003102400 | LEDSpotRS-P 35W-4000-60D-WH-10V | HID 50W | 35 | 3500 | 100 | 4000 | 60° | 1.13 |

Accessories



140060651
LEDDownlightRc-HZdim-Adapter-175-200



542098030700
Junction-Box-WH

See appendix Adapter Rings Overview for adapter ring dimensional drawings.

| Technical Specifications | |
|------------------------------|------------------------------|
| Lifetime (L70) | 70,000 h |
| Lifetime (L80) | 50,000 h |
| On-/Off-cycles | 100,000 |
| Colour consistency (SDCM) | 3 |
| Dimmability | On-Off / DALI / 1-10V / BLE2 |
| Maximum tilt angle | 40° |
| Finishing | White |
| Colour rendering index (CRI) | > 90 |
| Degree of protection (IP) | IP20 |
| Impact strength | IK03 |
| Protection class | II |
| Risk group (EN 62471) | RG1 |
| With control gear | Yes |
| Glow wire test | 650°C |
| Power factor | ≥ 0.9 |

| Electrical Supply | |
|-------------------|--|
| Frequency | 50/60 Hz |
| Nominal voltage | 220-240 V |
| DC input voltage | See catalogue appendix Connection Specifications |
| 230V Cable length | 0.3 m |

5 YEARS WARRANTY

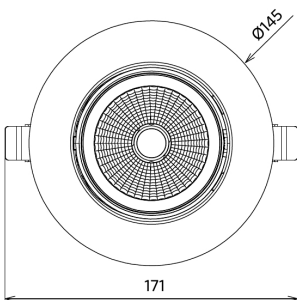
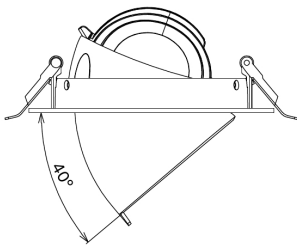


| Mechanical Properties | |
|-----------------------|------------|
| Housing material | Aluminum |
| Optical material | Dome shape |

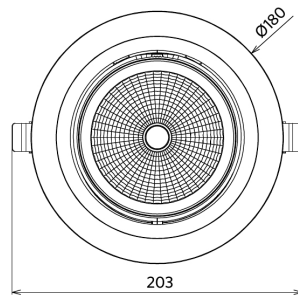
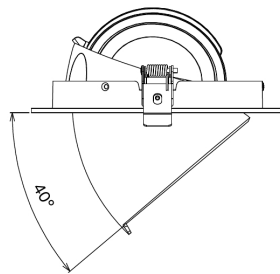
| Ambient Conditions | |
|-------------------------|-----------|
| Operating temperature | -10-+45°C |
| Application temperature | +25°C |
| Storage environment | -25-+50°C |

Dimensional Drawing (mm)

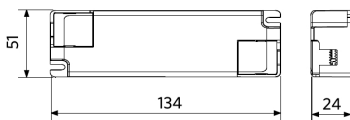
LEDSpotRS-P 20W



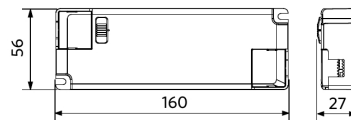
LEDSpotRS-P 35W



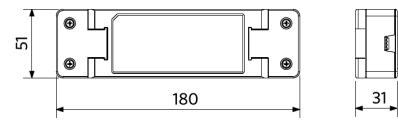
LEDSpotRS-P 20W
Driver On/Off



LEDSpotRS-P 35W
Driver On/Off

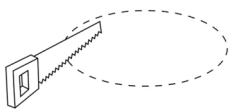


LEDSpotRS-P 35W
Driver Dim



Installation Opening Drawing (mm)

LEDSpotRS -P 20W
Ø120-130



LEDSpotRS -P 35W
Ø160-175

