


Wayline - non-dimmable

Wayline 1200 3200lm 840
0048912

Product features

- LED batten, T8 replacement, ease of installation through 2 part push-in design of the housing (safety cable included), through wiring capability, steel housing, 3200lm, 23W, 139lm/W, 4000K, CR180, 3 step MacAdam ellipse, symmetric wide beam angle, Class I, 90000 hrs L80B20 lifespan, non-dimmable driver, IK08, IP20, 1220 x 70 x 76.5mm (LxWxD) dimensions, 1.37kg weight.



PRODUCT OVERVIEW

Product name	Wayline 1200 3200lm 840
Technology	LED
Cap/Base	N/A
Housing	Steel
General application	Logistics & Industry
ETIM Class	EC000109
E-number FI	4278289
Warranty	5 years
Fixture luminous flux (lm)	3200
Luminaire efficacy (lm/W)	139
Colour temperature (K)	4000
Light colour	Neutral White
CRI (Ra)	80
Colour Variation Initial (SDCM)	SDCM3
Beam Angle (°)	115
Photobiological Risk Group	RG1
Total power consumption (W)	23
Electrical protection	Class I
Dimmable	No
Dimming method	N/A
LED Flickering Rate	Low (6% - 20%)
Housing colour	RAL 9016 - Traffic white / Bezel
IP rating	IP20
IK rating	IK08
Product EAN number	5410288489124

PHOTOMETRY

Wayline - non-dimmable

Wayline 1200 3200lm 840

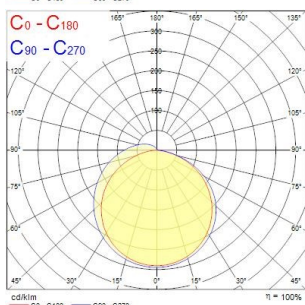
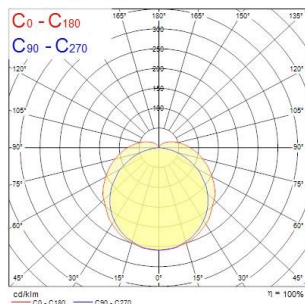
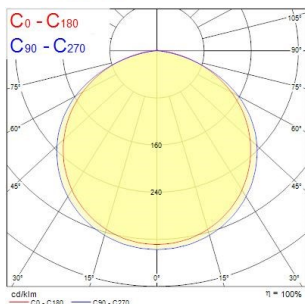
0048912

Distance [m]	Cone diameter [m]	E0°	E10°	E30°	E45°	E60°	E75°	E90°
0.5	1.67 1.55	3947	275	214				
1.0	3.34 3.10	987	69	54				
1.5	5.01 4.66	429	31	24				
2.0	6.68 6.21	317	23	18				
2.5	8.35 7.76	198	14	11				
3.0	10.03 9.31	110	9	7				

Distance [m] Cone diameter [m] Illuminance [lx]
 — C0 - C180 (Half beam angle: 114.4°)
 — C90 - C270 (Half beam angle: 118.2°)

Distance [m]	Cone diameter [m]	E0°	E10°	E30°	E45°	E60°	E75°	E90°
0.5	1.50 2.73	3310	233	181				
1.0	3.00 5.47	827	58	45				
1.5	4.50 8.20	358	23	18				
2.0	6.00 10.93	207	15	11				
2.5	7.50 13.66	132	11	8				
3.0	9.00 16.40	92	8	6				

Distance [m] Cone diameter [m] Illuminance [lx]
 — C0 - C180 (Half beam angle: 108.9°)
 — C90 - C270 (Half beam angle: 112.6°)



TECHNICAL DRAWINGS

