

# PRODUCT DATASHEET

## DULUX LED T/E42 HF & AC MAINS V 20W 840 GX24Q-4

DULUX LED T/E HF & AC MAINS V | LED replacement for CFLni with 4-pin GX24q base for ECG and AC mains operation



VALUE  
CLASS

### Areas of application

- General illumination within ambient temperatures from -20...+45 °C
- Supermarkets and department stores
- Walkways and corridors
- Hotels, restaurants

### Product benefits

- Easy installation
- Low energy consumption
- Easy relamping thanks to compact design
- Operation directly on 230 V AC mains possible

### Product features

- LED replacement for conventional compact fluorescent lamps for use in ECG luminaires or on AC mains
- Lifetime: up to 30,000 h
- Single-ended four-pin plug-in GX24q base
- Rotatable base around its longitudinal axis ( $\pm 90^\circ$ )
- Type of protection: IP20
- Mercury-free lamps



## TECHNICAL DATA

### Electrical data

Nominal wattage	20 W
Construction wattage	20.00 W
Nominal voltage	220...240 V
Operating mode	ECG, AC Mains <sup>1)</sup>
Claimed equiv. conventional lamp power	42 W
Nominal current	88 mA
Type of current	AC
Inrush current	9 A
Operating frequency	50/60 Hz
Mains frequency	50/60 Hz
Max. lamp no. on circuit break. 10 A (B)	50
Max. lamp no. on circuit break. 16 A (B)	80
Total harmonic distortion	≤ 30 %
Power factor λ	> 0.90

<sup>1)</sup> Check ECG compatibility at [ledvance.com/compatibility](https://www.ledvance.com/compatibility)

### Photometrical data

Luminous flux	2250 lm
Nominal useful luminous flux 90°	2250 lm
Luminous efficacy	112 lm/W
Lumen main.fact.at end of nom.life time	0.70
Light color (designation)	Cool White
Color temperature	4000 K
Color rendering index Ra	80
Light color	840
Standard deviation of color matching	≤6 sdcM
Flickering metric (Pst LM)	1.0
Stroboscope effect metric (SVM)	0.4



### Light technical data

Beam angle	120 °
Warm-up time (60 %)	< 0.50 s
Starting time	< 0.5 s

### Dimensions & Weight



Overall length	164.80 mm
Diameter	45.00 mm
Tube diameter	45,0 mm
Maximum diameter	45 mm
Product weight	150.00 g

### Temperatures & operating conditions

Ambient temperature range	-20...+45 °C
Maximum temperature at tc test point	90 °C

### Lifespan

Lifespan L70/B50 at 25 °C	30000 h
Number of switching cycles	200000
Lumen maintenance at end of service lifetime	0.70
Rated lamp survival factor at 6,000 h	≥ 0.90

### Additional product data

Base (standard designation)	GX24q-4
-----------------------------	---------

Mercury content	0.0 mg
Mercury-free	Yes
Design / version	Frosted

### Capabilities

Dimmable	No
----------	----

### Certificates & Standards

Energy efficiency class	E 1)
Energy consumption	20.00 kWh/1000h
Type of protection	IP20
Standards	CE / EAC / UKCA
Photobiological safety group acc. to EN62778	RG0

1) Energy efficiency class (EEC) on a scale of A (highest efficiency) to G (lowest efficiency)

### Country-specific categorizations

Order reference	DULUX LED T/E42
-----------------	-----------------

### LOGISTICAL DATA

Temperature range at storage	-20...+80 °C
------------------------------	--------------

### Energy labelling regulation data acc EU 2019/2015










Lighting technology used	LED
Non-directional or directional	NDLS
Mains or non-mains	MLS
Light source cap-type (or other electric interface)	GX24q-4
Connected light source (CLS)	No
Color-tuneable light source	No
Envelope	No
High luminance light source	No
Anti-glare shield	No
Correlated colour temperature type	SINGLE_VALUE
Standby power	0 W
Claim of equivalent power	No
Length	164.80 mm
Height	45.00 mm
Width	45.00 mm

Chromaticity coordinate x	0.381
Chromaticity coordinate y	0.379
R9 Colour rendering index	0.00
Beam angle correspondence	SPHERE_360
Survival factor	0.90
Displacement factor	0.90
LED light source replaces a fluorescent light source	No
EPREL ID	1404797
Model number	AC46455

### Safety advice

- Always check the latest update of the compatibility list available on [www.ledvance.com/ecg-compatibility](http://www.ledvance.com/ecg-compatibility).
- Not suitable for operation with conventional control gear
- The operating temperature range of DULUX LED is restricted. In case of doubt regarding suitability of the application please measure Tc max temperature on the product prior to installation.

### DOWNLOAD DATA

Documents and certificates	
	User instruction
	Addon Technical Information
	Declarations Of Conformity CE
	Declarations Of Conformity UKCA
Photometric and lighting design files	
	IES file (IES)
	LDT file (Eulumdat)
	UGR file (UGR table)
	LDC typ cone
	LDC typ polar

## Photometric and lighting design files



Spectral power distribution

## LOGISTICAL DATA

Product code	Packaging unit (Pieces/Unit)	Dimensions (length x width x height)	Gross weight	Volume
4058075822399	Folding box 1	48 mm x 48 mm x 171 mm	163.00 g	0.39 dm <sup>3</sup>
4058075822405	Shipping box 10	246 mm x 102 mm x 182 mm	1762.00 g	4.57 dm <sup>3</sup>

The mentioned product code describes the smallest quantity unit which can be ordered. One shipping unit can contain one or more single products. When placing an order, for the quantity please enter single or multiples of a shipping unit.

## DISCLAIMER

Subject to change without notice. Errors and omission excepted. Always make sure to use the most recent release.