



Harmony XVB7

Modular tower lights
Signaling units Ø 70



Harmony

Discover [Harmony](#)

Advanced operator interface and industrial relays

Harmony operator interface and industrial relays enhance operational efficiency and equipment availability across industrial and building applications. **Harmony** includes intelligent connected products and edge terminals that visualize, gather and process data, enabling informed operator decisions

Explore our offer

- [Harmony](#) Push Buttons and Switches
- [Harmony](#) HMI Operator Terminals, IPC and EdgeBox
- [Harmony](#) Signaling Devices
- [Harmony](#) Electrical Relays
- [Harmony](#) Safety

Life Is On

Schneider
Electric

Quick access to product information

Get technical information about your product

References

Modicon TM3
I/O expansion modules for Modicon controllers
Analog I/O modules

References	Modicon TM3 analog input modules	Input range	Resolution	Input terminal block (T)	Reference	Weight (kg)
2 voltage/current inputs	-10...+10 VDC 0...+10 VDC 0...20 mA / -20 mA	16 bits of	0.001	TM3AI21	0.150	
		16 bits of sign	0.002	TM3AI22	0.150	
4 voltage/current inputs	-10...+10 VDC 0...+10 VDC 0...20 mA / -20 mA	12 bits of	0.001	TM3AI41	0.200	
		11 bits of sign	0.002	TM3AI42	0.200	
4 voltage/current or temperature inputs (I, K, R, S, E, T, N, E, C)	-10...+10 VDC 0...+10 VDC 0...20 mA / -20 mA	16 bits of	0.001	TM3AI23	0.150	
		16 bits of sign	0.002	TM3AI24	0.150	
4 differential temperature inputs (I, K, R, S, E, T, N, E, C)	-10...+10 VDC 0...+10 VDC 0...20 mA / -20 mA	16 bits of	0.001	TM3AI25	0.150	
		16 bits of sign	0.002	TM3AI26	0.150	

Life Is On Schneider Electric

Search products, documents & more

PRODUCTS SOLUTIONS SERVICES SUPPORT ABOUT US

All products Industrial Automation and Control PLC, PAC and Distributed Controllers Distributed Input/Output (I/O) Modules Modicon TM3

View all Modicon TM3

TM3AI2H

Modbus TM3 - 2 analog inputs high resolution

Show more characteristics

Related Software

Product Datasheet User guide Catalogue CAD Document

Characteristics Documents and Downloads Technical FAQs Additional Information Dimensions Drawings

Main

range of product Modicon TM3

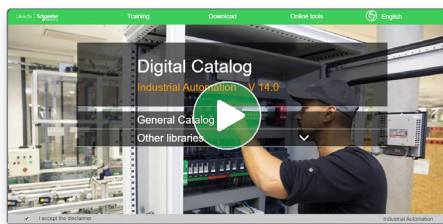
product or component type Analog input module

range compatibility Modicon M351 Modicon M221 Modicon M241

Each commercial reference presented in a catalog contains a hyperlink. Click on it to obtain the technical information of the product:

- Characteristics, Dimensions and drawings, Mounting and clearance, Connections and schemas, Performance curves
- Product image, Instruction sheet, User guide, Product certifications, End of life manual

Find your catalog



- > With just 3 clicks, you can access the Industrial Automation and Control catalogs, in both English and French
- > Consult digital automation catalogs at [Digi-Cat Online](#)

General Catalog

Product Selector

- Up-to-date catalogs
- Embedded product selectors, 360° pictures
- Optimized search by commercial references

Select your training



- > Find the right [Training](#) for your needs on our Global website
- > Locate the training center with the selector tool, using this [link](#)

Training and courses

Training by domain of expertise

Electrical Installation and Safety

Data Center

Industrial Automation

Life Is On

Schneider Electric

General contents

Harmony® XVB7 modular tower lights Ø 70 mm

Selection guide [page 2](#)

■ Presentation, selection, and description

- Modular tower lights for customer assembly [page 6](#)
- How to select your Harmony modular tower light [page 7](#)
- Assembly overview [page 8](#)

■ References

- Base modules [page 10](#)
- Light modules with steady light signal [page 11](#)
- Light modules with blinking light signal [page 11](#)
- Light modules with flashing light signal [page 11](#)
- Rotating modules [page 12](#)
- Multifunction module [page 12](#)
- Beacon lenses with steady light signal [page 12](#)
- Beacon lenses with flashing light signal [page 12](#)
- Audible modules [page 13](#)
- Mounting accessories [page 14](#)

■ **Product reference index** [page 16](#)

Harmony XV **Monolithic tower lights**



Product type	Pre-assembled and pre-cabled USB tower lights	Pre-assembled/pre-cabled tower lights Modular tower lights for customer assembly of up to 4 units
Diameter	Ø 60 mm/2.36 in.	Ø 60 mm/2.36 in.
Degree of protection conforming to IEC 60529	IP54	IP53 and IP42 (base mounting) IP23 (direct aluminum tube mounting, aluminum tube mounting, and L bracket) IP53 and IP42 (aluminum tube mounting and mounting base) IP40 (aluminum tube mounting and foldable bracket)
Type of signaling	Steady Flashing High flashing Sound	Yes Yes – – With buzzer (volume control and alarm type can be set with HMI)
Light sources	Incandescent bulb LED bulb Integral LED "Flash" discharge tube Halogen bulb	– – Yes – –
Colors of illuminated units	Multi-color LEDs (many possible combinations can be set with HMI) <input type="checkbox"/> Red <input type="checkbox"/> Orange <input type="checkbox"/> Green <input type="checkbox"/> Blue	<input type="checkbox"/> Red <input type="checkbox"/> Green <input type="checkbox"/> Orange <input type="checkbox"/> Blue
Connection	USB power cable: - 300 mm/11.81 in. for tube mounting - 400 mm/15.75 in. for direct mounting	Flying leads, length 500 to 560 mm/19.68 to 22.05 in. for tube mounting depending on model. Length 900 mm/35.43 in. for base mounting.
Mounting options	Mounting on support tube with mounting base: 4 x Ø 6 mm/0.24 in. Direct mounting on horizontal support: 3 x Ø 5 mm/0.2 in.	Base mounting: 3 x Ø 5 mm/0.2 in. Direct aluminum tube mounting: Ø 20 mm/0.79 in. Aluminum tube mounting and L bracket: 2 x Ø 9 mm/0.35 in. Aluminum tube mounting and mounting base: 4 x Ø 6 mm/0.24 in. Aluminum tube mounting and foldable bracket: 4 x Ø 6 mm/0.24 in.
Type references	XVGU	XVG

Monolithic tower lights



Product type	Pre-assembled and pre-cabled tower lights	Pre-assembled and pre-cabled tower lights	Pre-assembled and pre-cabled tower lights
Diameter	Ø 40 mm/1.58 in.	Ø 60 mm/2.36 in.	Ø 100 mm/3.94 in.
Degree of protection conforming to IEC 60529	IP54 (flat surface installation) IP23 (vertical surface installation)	IP54 (flat surface installation) IP23 (vertical surface installation)	IP54 (flat surface installation)
Type of signaling	Yes Yes – With buzzer	Yes Yes – With buzzer	Yes Yes – With siren or buzzer
Light sources	– – Yes – –	– – Yes – –	– – Yes – –
Colors of illuminated units	<input type="checkbox"/> Red <input type="checkbox"/> Orange <input type="checkbox"/> Green <input type="checkbox"/> Blue <input type="checkbox"/> White	<input type="checkbox"/> Red <input type="checkbox"/> Orange <input type="checkbox"/> Green <input type="checkbox"/> Blue <input type="checkbox"/> White	<input type="checkbox"/> Red <input type="checkbox"/> Orange <input type="checkbox"/> Green <input type="checkbox"/> Blue <input type="checkbox"/> White
Connection	Flying leads, length 450 mm/17.71 in. to 900 mm/35.43 in. depending on model	Flying leads, length 450 mm/17.71 in. to 850 mm/33.46 in. depending on model	Flying leads, length 500 mm/19.68 in.
Mounting options	Mounting on support tube with bracket: 2 x Ø 9 mm/0.35 in. Direct mounting on horizontal support: 3 x Ø 5 mm/0.2 in. Other mounting options with accessories	Mounting on support tube with bracket: 2 x Ø 11 mm/0.43 in. Direct mounting on horizontal support: 3 x Ø 5 mm/0.2 in. Other mounting options with accessories	Direct mounting on horizontal support: - 3 x Ø 6 mm/0.236 in. (without siren) - 3 x Ø 7 mm/0.276 in. (with siren) Other mounting options with accessories
Type references	XVC4	XVC6	XVC1



More technical information on www.se.com



More technical information on www.se.com

Harmony XV **Modular tower lights**



Product type	Illuminated beacons Modular tower lights for customer assembly of up to 5 units	Tower lights for customer assembly of up to 5 units
Diameter	Ø 70 mm/2.75 in.	Ø 60 mm/2.36 in.
Degree of protection conforming to IEC 60529	IP65 (mounted on mounting base XVZ●●) IP66 (mounted on base module)	IP65 for illuminated units IP54 for audible units IP55 for flexible mounting unit
Type of signaling	Steady Blinking Flashing High flashing "Flash" Sound	Yes Yes Yes Yes Yes Yes (buzzer or editable voice)
Light sources	Incandescent bulb LED bulb Integral LED "Flash" discharge tube Halogen bulb	– – Energy-efficient LED – –
Colors of illuminated units	<input type="checkbox"/> Green <input type="checkbox"/> Red <input type="checkbox"/> Orange <input type="checkbox"/> Blue <input type="checkbox"/> White <input type="checkbox"/> Yellow	<input type="checkbox"/> Green <input type="checkbox"/> Red <input type="checkbox"/> Orange <input type="checkbox"/> Blue <input type="checkbox"/> White <input type="checkbox"/> Yellow
Connection	Push-in terminals, M12 or USB connector, depending on model	Spring cage connection terminals
Mounting options	1/2" NPT adapter Plastic mounting base with tube L bracket aluminum tube Plastic foldable bracket Plastic wall mount bracket Side entry adapter Magnetic adapter	Mounting on support tube and adjustable support tube: 4 x Ø 6 mm/0.24 in. Flexible wall mounting: 3 x Ø 5 mm/0.2 in. Direct mounting: 2 x Ø 5 mm/0.2 in. 3 x Ø 5 mm/0.2 in. 4 x Ø 5 mm/0.2 in. Mounting on bracket: 2 x Ø 9 mm/0.35 in.
Type references	XVB7	XVU

Modular tower lights **Rotating beacons** **Beacons** **Sound solutions**



Product type	Pre-assembled/pre-cabled tower lights Modular tower lights for customer assembly of up to 5 units	Pre-cabled rotating beacons Pre-cabled motor-less rotating/flashing beacons	Complete miniature beacons	Sirens and electronic alarms
Diameter	Ø 45 mm/1.77 in.	Ø 84 mm/3.31 in. to Ø 130 mm/5.12 in.	Ø 45 mm/1.77 in.	–
Degree of protection conforming to IEC 60529	IP54 in vertical position (XVM with plastic mounting base) IP42 in horizontal position (XVM with metal bracket) IP40 in other positions (all types of XVM tower lights)	Ø 84 mm/3.31 in. and Ø 106 mm/4.17 in.: IP23 (IP65 with accessory) Ø 120 mm/4.72 in.: IP23 Ø 130 mm/5.12 in.: IP66 and IP67 (depending on voltage) Ø 100 mm/3.94 in.: IP65 for upright position, IP23 for sideways and inverted positions	IP40	IP53 (sirens) IP54 (electronic alarms) IP65 (editable voice)
Type of signaling	Yes – Yes – Yes Yes Yes Yes – Yes	Yes Yes – – – Yes – – Yes	Yes – – Yes – – Yes	– – – – Yes (editable voice) – – –
Light sources	– – – – –	– Super bright – – –	– – – – –	– – – – –
Colors of illuminated units	<input type="checkbox"/> Red <input type="checkbox"/> Green <input type="checkbox"/> Orange <input type="checkbox"/> Blue <input type="checkbox"/> White	<input type="checkbox"/> Red <input type="checkbox"/> Orange <input type="checkbox"/> Green <input type="checkbox"/> Blue	<input type="checkbox"/> Green <input type="checkbox"/> Red <input type="checkbox"/> Orange <input type="checkbox"/> Blue <input type="checkbox"/> White <input type="checkbox"/> Yellow	–
Connection	Flying leads, length 300 mm/11.81 in. or screw terminals	Flying leads, length 400 mm/15.75 in. (except XVR08: 500 mm/19.68 in.)	Screw clamp terminals	Screw clamp terminals (except XVS14: flying leads, length 500 mm/19.68 in.)
Mounting options	Mounting on bracket: 2 x Ø 9 mm/0.35 in. Mounting on support tube: 4 x Ø 5.5 mm/0.22 in. or M5	Depending on model: - XVR08 (Ø 84 mm/3.31 in.): 3 x Ø 5 mm/0.2 in. - XVR10 (Ø 106 mm/4.17 in.): 3 x Ø 5 mm/0.2 in. - XVR12 (Ø 120 mm/4.72 in.): 3 x Ø 6 mm/0.24 in. - XVR13 (Ø 130 mm/5.12 in.): 3 x Ø 9 mm/0.35 in. - XVR13●●●L (Ø 130 mm/5.12 in.): 3 x Ø 7 mm/0.28 in. - XVR3 (Ø 100 mm/3.94 in.): 3 x Ø 6 mm/0.24 in.	3 x Ø 3.3 mm/0.13 in. or M3	3 x Ø 6.5 mm/0.26 in.
Type references	XVM	XVR	XVDLS	XVS

Signaling units

Modular tower lights Ø 70 mm

Harmony® XVB7

Tower lights for customer assembly (up to 5 units)

Harmony XVB7:

- Modular tower lights Ø 70 mm / 2.75 in. for customer assembly with light and sound functions



Harmony XVB7: redefining signaling excellence

The beacons and tower lights of the Harmony XVB7 range are visual or audible signaling units used for indicating, throughout 360° and at a distance, the various states or operation sequences of a machine or installation, e.g. machine start/stop, no material, call for technical staff, detected fault signaling, etc.

- > Harmony modular tower lights, **launching in 2025**, feature a sleek, new design incorporating universal LEDs to maximize brightness while minimizing energy consumption.
- > With easy installation and a modular concept, Harmony modular tower lights simplify your selection journey and enable operational efficiency.
- > These enhancements minimize the number of references that need to be stocked by end users, OEMs, and distributors, thereby optimizing supply chains and helping to ensure availability at the right place and time.

Bright, connected, and streamlined for your success!

Flexible

- > **Modular** concept provides flexibility in selection
- > **IO-Link** and **Modbus over USB** connections enable greater operation capability

Efficient

- > More **rationalized construction** reduces SKUs by a third while maintaining the same functional coverage (1)
- > **Push-in terminals** and **M12** connections help cut wiring time by up to 95%
- > **Energy-efficient LEDs** enable power optimization

Aesthetic

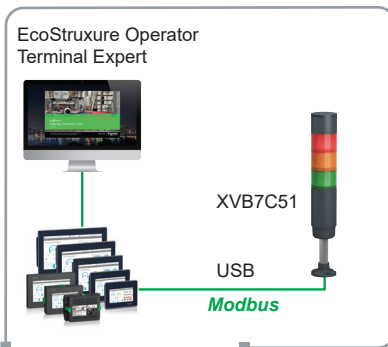
- > Sleek **modern design**
- > Available in both **dark gray** and **silver** body color

Visible, audible

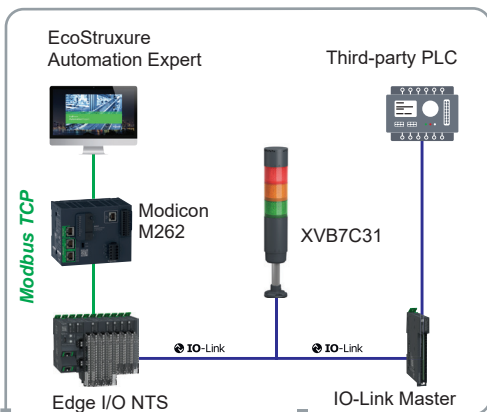
- > Quadruple improvement in **brightness**
- > Audible signal **up to 102 dB**

Service and availability

- > Supported by Schneider Electric service centers
- > Wide availability throughout an extensive distribution network



Connectivity with Modbus protocol



Connectivity with IO-Link protocol

(1) SKUs: Stock-Keeping Units

+ Energy-efficient LEDs provide energy savings with greater brightness

Signaling units

Modular tower lights Ø 70 mm

Harmony® XVB7

Tower lights for customer assembly (up to 5 units)



How to select your Harmony modular tower light

Step 1: Base module selection

- > The base module determines the voltage level of the assembled tower light
- > Different types of connection are available:
 - IO-Link base enables direct plug-and-play into IO-Link solution with IODD file
 - USB base integrated with Schneider Electric HMI as a solution offer
 - 24 V $\overline{\text{---}}$ base with M12 connector maximizes wiring efficiency

Step 2: Lens or light module selection

- > Maximum of five layers, including the top module
- > All light modules operate with a 24 V supply voltage
- > Choose from six colors and four light patterns

Step 3: Top module selection

- > The top module can be a sounder, a beacon, or a cover.
- > All audible modules and beacons operate with a 24 V supply voltage.
- > Sound buzzers are adjustable up to 102 dB with a 2-tone or 8-tone pattern (IP66) or as a self-adjusting buzzer (IP65) that automatically adapts based on ambient noise up to 100 dB.
- > The editable sounder can be programmed with up to 16 tones and supports MP3/Wav files.

Step 4: Mounting accessory selection

- > Universal accessories, common across all diameters (40, 60, and 70 mm/1.57, 2.36, and 2.75 in.)
- > Available in various tube lengths ranging from 100 to 800 mm/3.94 to 31.5 in.
- > Includes various types of mounting options

Choose the base module (see page 10)

Determines the overall voltage of the product

Example	X	V	Base	B	7	C	21B	Q
module for direct mounting	X	V		B	7	C		
Voltage/ type	24 V $\sim/\overline{\text{---}}$ base						21B	
	100...240 V \sim and 120 V $\overline{\text{---}}$ base						21M	
	IO-Link base						31	
	USB base via Modbus protocol						51	
	24 V $\overline{\text{---}}$, M12 quick connection base						61	
Color	Silver							Q
	Dark gray							(1)

Choose the light module (see pages 11 and 12)

All 24 V, can stack up to five layers, including beacon and audible module

Example	X	V	B	7	C	2	5
Base module for direct mounting	X	V	B	7	C		
Type	Steady light					2	
	Blinking light					5	
	Flashing light					6	
	Rotating light (only red or orange)					R	
	Multifunction					M	
Color	Green						3
	Red						4
	Orange						5
	Blue						6
	White						7
	Yellow						8
	Multicolored						9

(1) No character or digit for dark gray

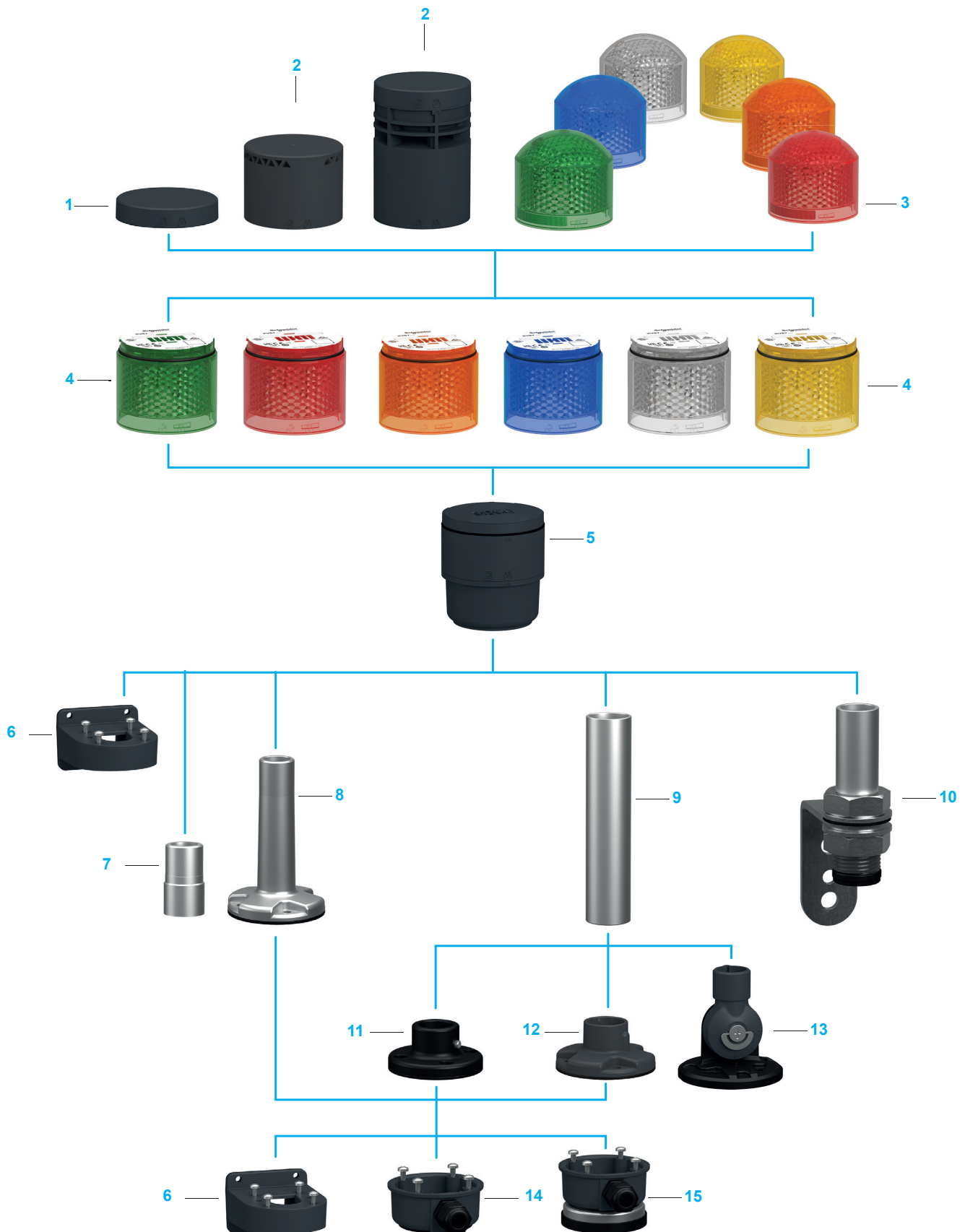
Signaling units

Modular tower lights Ø 70 mm

Harmony® XVB7

Tower lights for customer assembly (up to 5 units)

Assembly overview



Signaling units

Modular tower lights Ø 70 mm

Harmony® XVB7

Tower lights for customer assembly (up to 5 units)

Assembly overview

Assembly overview

Harmony XVB7 tower lights for customer assembly

Modular composition of one to five light or audible modules that are supplied as separate items for customer assembly.

Maximum configuration:

- 5 units (24 V, IO -Link, USB base)
- 4 units (M12, AC base)

The **Harmony XVB7** range comprises:

- 5 base modules with push-in terminals or M12 quick connection **5**:
(top cover **1** included, side cable entry adapter **15** can be purchased separately)
 - 24 V ~/-, push-in terminals (dark gray or silver)
 - 100...240 V ~ and 120 V -, push-in terminals (dark gray or silver)
 - 24 V -, M12 connection (dark gray)
 - USB over Modbus protocol, USB connection (dark gray)
 - IO-Link protocol, M12 connection (dark gray)
- 21 colored light modules **4**:
 - 6 with steady light signal (green, red, orange, blue, white, or yellow)
 - 6 with blinking light signal (green, red, orange, blue, white, or yellow)
 - 6 with flashing light signal (green, red, orange, blue, white, or yellow)
 - 2 rotating modules (red or orange)
 - 1 multifunction module (clear lens, 8 colors, 4 light patterns)
- 12 beacon lenses **3**:
 - 6 with steady light signal (green, red, orange, blue, white, or yellow)
 - 6 with flashing light signal (green, red, orange, blue, white, or yellow)
- 4 audible modules **2**
 - 2-tone buzzers (dark gray or silver)
 - 8-tone buzzers (dark gray)
 - Self-adjusting buzzer
 - Customizable vocal element
- A maximum of one beacon **3** or sound module **2**, for mounting on top of the bank
- Top cover **1** (provided with each base module)
- The light or audible modules stack vertically and are easily locked and unlocked using an integral clamping ring. Electrical connections between each unit are made automatically.

Mounting options

- Wall mounting bracket **6**
- 1/2" NPT adapter **7**
- Mounting bases with tube **8**
- Ø 25 mm/0.98 in. aluminum tubes, height 100, 250, 400, or 800 mm/3.94, 9.84, 15.75, or 31.5 in. **9**
- L brackets for Ø 25 mm/0.98 in. aluminum tubes (height 100 or 250 mm/3.94 or 9.84 in.) **10**
- Mounting bases for tube mounting (metal **11** or plastic **12**)
- Foldable brackets **13**
- Side cable entry adapter **14**
- Magnetic adapter **15**

Cabling

By means of removable push-in terminal block incorporated in base module (simplified wiring).

Signaling units

Modular tower lights Ø 70 mm

Harmony® XVB7

Tower lights for customer assembly (up to 5 units)

Base modules



XVB7C21B



XVB7C21BQ



XVB7C21M



XVB7C21MQ

IO-Link



XVB7C31



XVB7C61

Base modules for direct mounting (IP66) or tube mounting (IP65)

Description	Voltage Connection	Color	Reference	Weight kg/lb
Standard base modules with adapter and cover	24 V ~/--- Push-in terminals	Dark gray	XVB7C21B	0.164/ 0 361
		Silver	XVB7C21BQ ▲	0.165/ 0 363

24 V --- M12 connector (A-coded, 15 cm cable)	Dark gray	XVB7C61	0.289/ 0 637
---	-----------	----------------	-----------------

100 - 240 V ~ 120 V --- Push-in terminals	Dark gray	XVB7C21M	0.280/ 0 617
---	-----------	-----------------	-----------------

Silver	XVB7C21MQ ▲	0.282/ 0 621
--------	--------------------	-----------------

Connected base modules with adapter, cover, and wiring pull-out protection	5 V --- Modbus protocol USB 2.0 Type C connection (cable not included)	Dark gray	XVB7C51 ▲	0.180/ 0 397
--	---	-----------	------------------	-----------------

24 V --- IO-Link protocol (V1.1) M12 connector (A-coded, 15 cm cable)	Dark gray	XVB7C31	0.227/ 0 500
--	-----------	----------------	-----------------

▲ : Available second half 2025

Signaling units

Modular tower lights Ø 70 mm

Harmony® XVB7

Tower lights for customer assembly (up to 5 units)

Light modules




XVB7C23



XVB7C24



XVB7C25



XVB7C26



XVB7C27



XVB7C28




XVB7C53



XVB7C54



XVB7C55



XVB7C56



XVB7C57



XVB7C58



XVB7C63



XVB7C64



XVB7C65



XVB7C66



XVB7C67



XVB7C68

Light modules with steady light signal (IP66)

Description	Light source	Color	Reference	Weight kg/lb
Light modules with energy-efficient LED	LED, included 24 V ~/-/-	Green	XVB7C23	0.105/ 0.231
		Red	XVB7C24	0.105/ 0.231
		Orange	XVB7C25	0.105/ 0.231
		Blue	XVB7C26	0.105/ 0.231
		White	XVB7C27	0.105/ 0.231
		Yellow	XVB7C28	0.105/ 0.231

Light modules with blinking light signal (IP66)

Description	Light source	Color	Reference	Weight kg/lb
Light modules with energy-efficient LED	LED, included 24 V ~/-/-	Green	XVB7C53	0.105/ 0.231
		Red	XVB7C54	0.105/ 0.231
		Orange	XVB7C55	0.105/ 0.231
		Blue	XVB7C56	0.105/ 0.231
		White	XVB7C57	0.105/ 0.231
		Yellow	XVB7C58	0.105/ 0.231

Light modules with flashing light signal (IP66)

Description	Light source	Color	Reference	Weight kg/lb
Light modules with energy-efficient LED	LED, included 24 V ~/-/- 2 Joule flash	Green	XVB7C63	0.108/ 0.238
		Red	XVB7C64	0.108/ 0.238
		Orange	XVB7C65	0.108/ 0.238
		Blue	XVB7C66	0.108/ 0.238
		White	XVB7C67	0.108/ 0.238
		Yellow	XVB7C68	0.108/ 0.238

Signaling units

Modular tower lights Ø 70 mm

Harmony® XVB7

Tower lights for customer assembly (up to 5 units)

Rotating and multifunction modules, beacon lenses



XVB7CR4



XVB7CR5



XVB7CM9



XVB7L23



XVB7L24



XVB7L25



XVB7L26



XVB7L27



XVB7L28



XVB7L63



XVB7L64



XVB7L65



XVB7L66



XVB7L67



XVB7L68

Rotating and multifunction modules (IP66)

Description	Light source	Color	Reference	Weight kg/lb
Rotating modules with energy-efficient LED	LED, included 24 V ~/-	Red	XVB7CR4 ▲	0.106/ 0 233
		Orange	XVB7CR5 ▲	0.106/ 0 233

Multifunction module adjustable via dip switch: - 8 colors, 4 light patterns - Steady, blinking, 2 x flash, 3 x flash	LED, included 24 V ~/-	Clear lens 8 colors (blue, green, orange, red, white, yellow, turquoise, and purple)	XVB7CM9	0.107/ 0 235
---	---------------------------	---	-------------------------	-----------------

Beacon lenses with steady light signal (IP66)

Description	Light source	Color	Reference	Weight kg/lb
Beacon lenses with energy-efficient LED	LED, included 24 V ~/-	Green	XVB7L23	0.094/ 0 207
		Red	XVB7L24	0.094/ 0 207
		Orange	XVB7L25	0.094/ 0 207
		Blue	XVB7L26	0.094/ 0 207
		White	XVB7L27	0.094/ 0 207
		Yellow	XVB7L28	0.094/ 0 207

Beacon lenses with flashing light signal (IP66)

Description	Light source	Color	Reference	Weight kg/lb
Beacon lenses with energy-efficient LED	LED, included 24 V ~/- 2 Joule flash	Green	XVB7L63	0.108/ 0 238
		Red	XVB7L64	0.108/ 0 238
		Orange	XVB7L65	0.108/ 0 238
		Blue	XVB7L66	0.108/ 0 238
		White	XVB7L67	0.108/ 0 238
		Yellow	XVB7L68	0.108/ 0 238

▲ : Available second half 2025


Signaling units

Modular tower lights Ø 70 mm

Harmony® XVB7

Tower lights for customer assembly (up to 5 units)

Audible modules



XVB7C9S



XVB7C9SQ



XVB7C9V

Audible modules

Description	Sound pattern	Color	Reference	Weight kg/lb
Sounder - 360° omnidirectional sound - IP66 - 88 to 102 dB (A) at 1 m - Voltage: 24 V ~/- - Dip switch for tone and volume selection	2-tone buzzer (continuous or intermittent)	Dark gray	XVB7C9S	0.080/ 0.176
		Silver	XVB7C9SQ ▲	0.081/ 0.178
	8-tone buzzer (continuous or intermittent)	Dark gray	XVB7C9T ▲	0.081/ 0.178
Self-adjusting sounder - Sound pressure automatically adjusts based on ambient sound - IP66 - 80 to 100 dB (A) at 1 m - Voltage: 24 V ~/- 	1-tone buzzer (intermittent)	Dark gray	XVB7C9SS ▲	0.080/ 0.176
Customizable sounder/voice alarm - Type-C USB for programming - IP66 (upright position) - 16 maximum tones (8 MB memory) - 88 dB (A) at 1 m - Supports MP3/Wav files - Voltage: 24 V - 	Vocal	Dark gray	XVB7C9V ▲	0.212/ 0.467

▲ : Available second half 2025




Signaling units

Modular tower lights Ø 70 mm

Harmony® XVB7

Tower lights for customer assembly (up to 5 units)

Mounting accessories



Mounting bases

Mounting bases without tube

Description	Material	Color	Reference	Weight kg/lb
Mounting bases for tube mounting - IP66 (metal) - IP65 (plastic) - Bottom cable entry - Gasket and screws included	Plastic	Dark gray	XVZ01	0.042/ 0.092
		Silver	XVZ01Q ▲	0.042/ 0.092
		White	XVZ01W ▲	0.042/ 0.092
	Metal	Black	XVZ11	0.117/ 0.257

Mounting bases with tube

Description	Height mm/in.	Material	Color	Reference	Weight kg/lb
Plastic mounting bases comprising a Ø 25 mm/0.98 in. tube - IP66 - Bottom cable entry - Gasket and screws included	100/ 3.94	Plastic	Dark gray	XVZ02	0.081/ 0.178
			Silver	XVZ02Q	0.081/ 0.178

Tubes

Description	Height mm/in.	Material	Color	Reference	Weight kg/lb
Aluminium tubes Ø 25 mm/0.98 in. - IP66 - Bottom cable entry	100/ 3.94	Aluminum	Silver	XVZ100	0.040/ 0.088
			Silver	XVZ250	0.098/ 0.216
			Silver	XVZ400	0.156/ 0.343
			Silver	XVZ800	0.311/ 0.685

▲ : Available second half 2025

Signaling units

Modular tower lights Ø 70 mm

Harmony® XVB7

Tower lights for customer assembly (up to 5 units)

Mounting accessories



XVZ100T

L brackets with integrated tube

Description	Height of tube mm/in.	Material	Color	Reference	Weight kg/lb
Steel L brackets comprising a Ø 25 mm/0.98 in. aluminum tube - IP54 (on horizontal surface) - IP23 (on vertical surface) - Bottom cable entry	100/ 3.98	Aluminum (tube) Steel (bracket)	Silver	XVZ100T	0.332/ 0.732
	250/ 9.84	Aluminum (tube) Steel (bracket)	Silver	XVZ250T	0.381/ 0.840



XVZ06

Brackets

Description	Material	Color	Reference	Weight kg/lb
Foldable brackets for mounting at various angles - IP40 - Bottom cable entry - Screws included	Plastic	Dark gray	XVZ06	0.123/ 0.271



XVZ06W

		White	XVZ06W	0.123/ 0.271
--	--	-------	---------------	-----------------



XVZ09

Wall mounting bracket for use on vertical support - Can not be combined with L brackets XVZ100T and XVZ250T - IP66 - Gasket and screws included	Plastic	Dark gray	XVZ09	0.050/ 0.110
---	---------	-----------	--------------	-----------------

Other mounting accessories

Description	Material	Color	Reference	Weight kg/lb
1/2" NPT adapter - IP66 - Bottom cable entry	Steel	Silver	XVZ00	0.101/ 0.222



XVZ00



XVZ07

Side cable entry adapter for base mounting (M16 x 1.5 cable gland) - IP65 - Gasket and screws included	Plastic	Dark gray	XVZ07	0.069/ 0.152
--	---------	-----------	--------------	-----------------



XVZ08

Magnetic adapter for base mounting with side cable entry (M16 x 1.5 cable gland) - IP65 - Screws included	Plastic	Dark gray	XVZ08	0.298/ 0.657
---	---------	-----------	--------------	-----------------

Signaling units

Modular tower lights Ø 70 mm

Harmony® XVB7

Product reference index

X	
XVB7C21B	10
XVB7C21BQ	10
XVB7C21M	10
XVB7C21MQ	10
XVB7C23	11
XVB7C24	11
XVB7C25	11
XVB7C26	11
XVB7C27	11
XVB7C28	11
XVB7C31	10
XVB7C51	10
XVB7C53	11
XVB7C54	11
XVB7C55	11
XVB7C56	11
XVB7C57	11
XVB7C58	11
XVB7C61	10
XVB7C63	11
XVB7C64	11
XVB7C65	11
XVB7C66	11
XVB7C67	11
XVB7C68	11
XVB7C9S	13
XVB7C9SQ	13
XVB7C9SS	13
XVB7C9T	13
XVB7C9V	13
XVB7CM9	12
XVB7CR4	12
XVB7CR5	12
XVB7L23	12
XVB7L24	12
XVB7L25	12
XVB7L26	12
XVB7L27	12
XVB7L28	12
XVB7L63	12
XVB7L64	12
XVB7L65	12
XVB7L66	12
XVB7L67	12
XVB7L68	12
XVZ00	15
XVZ01	14
XVZ01Q	14
XVZ01W	14
XVZ02	14
XVZ02Q	14
XVZ06	15
XVZ06W	15
XVZ07	15
XVZ08	15
XVZ09	15
XVZ100	14
XVZ100T	15
XVZ11	14
XVZ250	14
XVZ250T	15
XVZ400	14
XVZ800	14

mySchneider, your personalized digital experience

Access an all-in-one customized online experience and benefit from tailored business services, resources, and tools to efficiently support your business operations.

- **Efficiency:** In just a few clicks, find all the information and support you need to get the job done.
- **Simplicity:** Use a single login to access all business services, in one place, available 24/7. You no longer need to log in to multiple platforms.
- **Personalization:** Benefit from content, tools, and business services tailored to your activity, and customize your landing page based on your preferences.

Watch the How-to Videos



Order management

- > [Select Products and Add to Cart](#)
- > [Check for Products' Price and Availability](#)
- > [Order Products with Generic Commercial References](#)



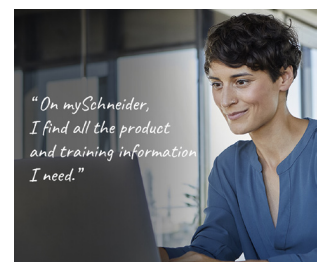
Product information

- > [Find a Product Data Sheet and Related Documents](#)
- > [Select Products and Add to Cart](#)
- > [Stay Up to Date on the Status of My Products](#)



Support

- > [Get Quicker Answers Thanks to Online Support](#)



Training

- > [Access Trainings Dedicated to My Activity](#)

[Create your account](#)

Life Is 

Schneider
Electric

Legal information

The information provided in this Catalog contains description of Schneider Electric products, solutions and services ("Offer") with technical specifications and technical characteristics of the performance of the corresponding Offer.

The content of this document is subject to revision at any time without notice due to continued progress in methodology, design and manufacturing.

To the extent permitted by applicable law, no responsibility or liability is assumed by Schneider Electric and its subsidiaries for any type of damages arising out of or in connection with (i) informational content of this Catalog not conforming with or exceeding the technical specifications, or (ii) any error contained in this Catalog, or (iii) any use, decision, act or omission made or taken on basis of or in reliance on any information contained or referred to in this Catalog.


SCHNEIDER ELECTRIC MAKES NO WARRANTY OR REPRESENTATION OF ANY KIND, WHETHER EXPRESS OR IMPLIED, AS TO WHETHER THIS CATALOG OR ANY INFORMATION CONTAINED THEREIN SUCH AS PRODUCTS AND SERVICES WILL MEET REQUIREMENTS, EXPECTATIONS OR PURPOSE OF ANY PERSON MAKING USE THEREOF.

Schneider Electric brand and any trademarks of Schneider Electric and its subsidiaries referred to in this Catalog are property of Schneider Electric or its subsidiaries. All other brands are trademarks of their respective owners.

This Catalog and its content are protected under applicable copyright laws and provided for informative use only. No part of this Catalog may be reproduced or transmitted in any form or by any means (electronic, mechanical, photocopying, recording, or otherwise), for any purpose, without the prior written permission of Schneider Electric.

Copyright, intellectual, and all other proprietary rights in the content of this Catalog (including but not limited to software, audio, video, text, and photographs) rests with Schneider Electric or its licensors. All rights in such content not expressly granted herein are reserved. No rights of any kind are licensed or assigned or shall otherwise pass to persons accessing this information.

Life Is On



Learn more about our products at www.se.com

Design: Schneider Electric
Photos: Schneider Electric

Schneider Electric Industries SAS

Head Office
35, rue Joseph Monier - CS 30323
F-92500 Rueil-Malmaison Cedex
France

DIA5ED2241101EN
April 2025 - V2.0