

Product datasheet

Specifications



PRD1 25r modular surge arrester - 3 poles + N - 350V - with remote transfer

Local distributor code:

401400830

16332

EAN Code: 3606480060427

Main

Range of product	PRD1
range of product	Multi9
Product name	Multi9 PRD1
Product or component type	Surge arrester with pluggable cartridge
Device short name	PRD1 25r
Device application	Distribution
Standards	EN 61643-11:2012 IEC 61643-11:2011
Product certifications	CE
Quality labels	KEMA-KEUR
Poles description	3P + N
Remote signalling	With
Signal contacts composition	1 SD (1 C/O)
Surge arrester type	Electrical distribution network
Earthing system	TN-S TT

Complementary

Surge arrester class type	Type 1 + 2
Surge arrester technology	Spark gap MOV
[Ue] rated operational voltage	230/400 V AC (+/- 10 %) at 50/60 Hz
Nominal discharge current	Common mode: 100 kA (N/PE) Differential mode: 25 kA (L/N)
[Iimp] impulse current	Common mode: 100 kA N/PE 50 A.s Differential mode: 25 kA L/N 12.5 A.s
[Uc] maximum continuous operating voltage	Differential mode: 350 V L/N Common mode: 350 V N/PE
Maximum [Up] voltage protection level	Common mode <1.5 kV type 2 N/PE Differential mode <1.5 kV type 2 L/N
[Ifi] follow current	25 kA differential mode L/N 0.1 kA common mode N/PE
Short-circuit withstand	25 kA
Disconnecter device type	Associated fuse gG 315 A up to I _{sc} = 25 kA Associated circuit breaker NSXm 100E TM-D up to I _{sc} = 16 kA Associated circuit breaker NSXm 100B TM-D up to I _{sc} = 25 kA Associated circuit breaker Compact NSX100B TM-D up to I _{sc} = 25 kA

Signalling circuit voltage	1 A/250 V AC 50/60 Hz
Mounting mode	Clip-on (DIN rail)
9 mm pitches	16
Height	90 mm
Width	142.8 mm
Depth	70 mm
Net weight	1.43 kg
Colour	Anthracite grey (RAL 7016)
Material	PBT (polybutylene terephthalate)
Connections - terminals	Tunnel type terminal (downside) 2.5...35 mm ² Tunnel type terminal (upside) 2.5...35 mm ²
Tightening torque	4.5 N.m
Impulse current	25 kA
Compatibility code	PRD1_25r
Market segment	Small commercial

Environment

IK degree of protection	IK05 conforming to IEC 62262
Relative humidity	5...90 %
Operating altitude	2000 m
Ambient air temperature for operation	-25...60 °C
Ambient air temperature for storage	-40...80 °C

Packing Units

Unit Type of Package 1	PCE
Number of Units in Package 1	1
Package 1 Height	9 cm
Package 1 Width	14 cm
Package 1 Length	18.8 cm
Package 1 Weight	1.282 kg
Unit Type of Package 2	S03
Number of Units in Package 2	7
Package 2 Height	30 cm
Package 2 Width	30 cm
Package 2 Length	40 cm
Package 2 Weight	9.555 kg
Unit Type of Package 3	P12
Number of Units in Package 3	56
Package 3 Height	45 cm
Package 3 Width	80 cm
Package 3 Length	120 cm

Package 3 Weight 87.44 kg

Logistical informations

Country of origin DE

Contractual warranty

Warranty 18 months


Environmental Data

Schneider Electric aims to achieve Net Zero status by 2050 through supply chain partnerships, lower impact materials, and circularity via our ongoing “Use Better, Use Longer, Use Again” campaign to extend product lifetimes and recyclability.



[Environmental Data explained >](#)

[How we assess product sustainability >](#)

Use Better

 Materials and Substances	
Packaging made with recycled cardboard	No
Packaging without single use plastic	No
EU RoHS Directive	Compliant
SCIP Number	A9614fa2-07f8-47d1-a2fe-e27b32003d8d
REACH Regulation	REACH Declaration

Use Again

 Repack and remanufacture	
End of life manual availability	No need of specific recycling operations
Take-back	No
WEEE Label	 The product must be disposed on European Union markets following specific waste collection and never end up in rubbish bins