

Product datasheet

Specifications



soft starter for asynchronous motor - ATS01 - 32 A - 380..415V - 15 KW

Local distributor code:
389528902

ATS01N232QN

EAN Code: 3389110673111

Main

Range of product	Altistart 01
Product or component type	Soft starter
Product destination	Asynchronous motors
Product specific application	Simple machine
Device short name	ATS01
Network number of phases	3 phases
[Us] rated supply voltage	380...415 V - 10...10 %
Motor power kW	15 kW, 3 phases at 380...415 V
IcL starter rating	32 A
Utilisation category	AC-53B conforming to EN/IEC 60947-4-2
Current consumption	160 A at nominal load
Type of start	Start with voltage ramp
Power dissipation in W	4.5 W at full load and at end of starting 324.5 W in transient state

Complementary

Assembly style	With heat sink
Function available	Integrated bypass
Supply voltage limits	342...456 V
Supply frequency	50...60 Hz - 5...5 %
Network frequency	47.5...63 Hz
Output voltage	<= power supply voltage
[Uc] control circuit voltage	Built into the starter
Starting time	Adjustable from 1 to 10 s 1 s / 50 10 s / 5 5 s / 10
Deceleration time symb	Adjustable from 1 to 10 s
Starting torque	30...80 % of starting torque of motor connected directly on the line supply
Discrete input type	Logic (LI1, LI2, BOOST) stop, run and boost on start-up functions <= 8 mA 27 kOhm
Discrete input voltage	24...40 V
Discrete input logic	Positive LI1, LI2, BOOST at State 0: < 5 V and <= 0.2 mA at State 1: > 13 V, >= 0.5 mA

Discrete output current	2 A DC-13 3 A AC-15
Discrete output type	Open collector logic LO1 end of starting signal Relay outputs R1A, R1C NO
Discrete output voltage	24 V (voltage limits: 6...30 V) open collector logic
Minimum switching current	10 mA at 6 V DC for relay outputs
Maximum switching current	Relay outputs: 2 A at 250 V AC cos phi = 0.5 and L/R = 20 ms inductive load Relay outputs: 2 A at 30 V DC cos phi = 0.5 and L/R = 20 ms inductive load
Display type	1 LED (green) for starter powered up 1 LED (yellow) for nominal voltage reached
tightening torque	0.5 N.m 1.9...2.5 N.m
Electrical connection	4 mm screw clamp terminal - rigid 1 1...10 mm ² AWG 8 power circuit Screw connector - rigid without cable end 1 0.5...2.5 mm ² AWG 14 control circuit 4 mm screw clamp terminal - rigid with cable end 2 1...6 mm ² AWG 10 power circuit Screw connector - rigid 2 0.5...1 mm ² AWG 17 control circuit Screw connector - flexible with cable end 1 0.5...1.5 mm ² AWG 16 control circuit 4 mm screw clamp terminal - flexible without cable end 1 1.5...10 mm ² AWG 8 power circuit Screw connector - flexible without cable end 1 0.5...2.5 mm ² AWG 14 control circuit 4 mm screw clamp terminal - flexible with cable end 2 1...6 mm ² AWG 10 power circuit 4 mm screw clamp terminal - flexible without cable end 2 1.5...6 mm ² AWG 10 power circuit Screw connector - flexible without cable end 2 0.5...1.5 mm ² AWG 16 control circuit 4 mm screw clamp terminal - flexible with cable end 1 1...6 mm ² AWG 10 power circuit
Marking	CE
Operating position	Vertical +/- 10 degree
Height	154 mm
Width	45 mm
Depth	131 mm
Net weight	0.56 kg
Compatibility code	ATS01N2
Motor power range AC-3	15...25 kW at 380...440 V 3 phases
Motor starter type	Soft starter

Environment

Electromagnetic compatibility	Conducted and radiated emissions level B conforming to CISPR 11 Conducted and radiated emissions level B conforming to IEC 60947-4-2 Damped oscillating waves level 3 conforming to IEC 61000-4-12 Electrostatic discharge level 3 conforming to IEC 61000-4-2 EMC immunity level 3 conforming to EN 50082-1 EMC immunity level B conforming to EN 50082-2 Harmonics level 3 conforming to IEC 1000-3-2 Harmonics level 3 conforming to IEC 1000-3-4 Immunity to conducted interference caused by radio-electrical fields level 3 conforming to IEC 61000-4-6 Immunity to electrical transients level 4 conforming to IEC 61000-4-4 Immunity to radiated radio-electrical interference level 3 conforming to IEC 61000-4-3 Micro-cuts and voltage fluctuation conforming to IEC 61000-4-11 Voltage/current impulse level 3 conforming to IEC 61000-4-5
Standards	EN/IEC 60947-4-2
Product certifications	C-Tick CSA CCC GOST UL
IP degree of protection	IP20

Pollution degree	2 conforming to EN/IEC 60947-4-2
Vibration resistance	1 gn (f= 13...150 Hz) conforming to EN/IEC 60068-2-6 1.5 mm peak to peak (f= 3...13 Hz) conforming to EN/IEC 60068-2-6
Shock resistance	15 gn for 11 ms conforming to EN/IEC 60068-2-27
Relative humidity	5...95 % without condensation or dripping water conforming to EN/IEC 60068-2-3
Ambient air temperature for operation	-10...40 °C (without derating) 40...50 °C (with current derating of 2 % per °C)
Ambient air temperature for storage	-25...70 °C conforming to EN/IEC 60947-4-2
Operating altitude	<= 1000 m without derating > 1000 m with current derating of 2.2 % per additional 100 m

Packing Units

Unit Type of Package 1	PCE
Number of Units in Package 1	1
Package 1 Height	5.200 cm
Package 1 Width	15.300 cm
Package 1 Length	17.300 cm
Package 1 Weight	671.000 g
Unit Type of Package 2	S03
Number of Units in Package 2	14
Package 2 Height	30.000 cm
Package 2 Width	30.000 cm
Package 2 Length	40.000 cm
Package 2 Weight	9.863 kg
Unit Type of Package 3	P06
Number of Units in Package 3	112
Package 3 Height	75.000 cm
Package 3 Width	60.000 cm
Package 3 Length	80.000 cm
Package 3 Weight	90.140 kg

Logistical informations

Country of origin	DE
--------------------------	----

Contractual warranty

Warranty	18 months
-----------------	-----------


Environmental Data

Schneider Electric aims to achieve Net Zero status by 2050 through supply chain partnerships, lower impact materials, and circularity via our ongoing “Use Better, Use Longer, Use Again” campaign to extend product lifetimes and recyclability.



[Environmental Data explained >](#)

[How we assess product sustainability >](#)

Use Better

 Materials and Substances	
Packaging made with recycled cardboard	Yes
Packaging without single use plastic	Yes
EU RoHS Directive	Pro-active compliance (Product out of EU RoHS legal scope)
REACH Regulation	REACH Declaration

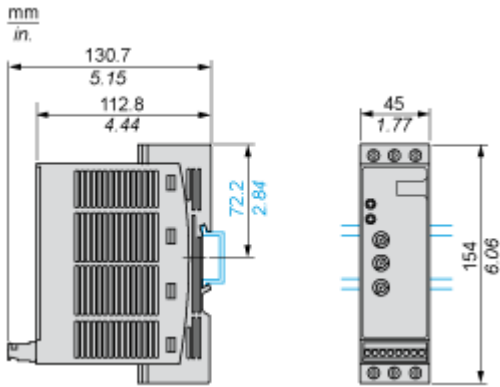
Use Again

 Repack and remanufacture	
Take-back	No
WEEE Label	 The product must be disposed on European Union markets following specific waste collection and never end up in rubbish bins

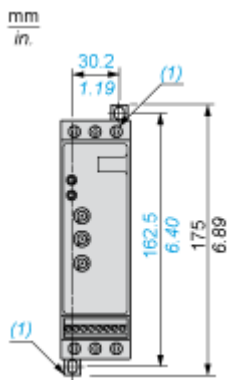
Dimensions Drawings

Dimensions

Mounting on Symetrical (35 mm) Rail



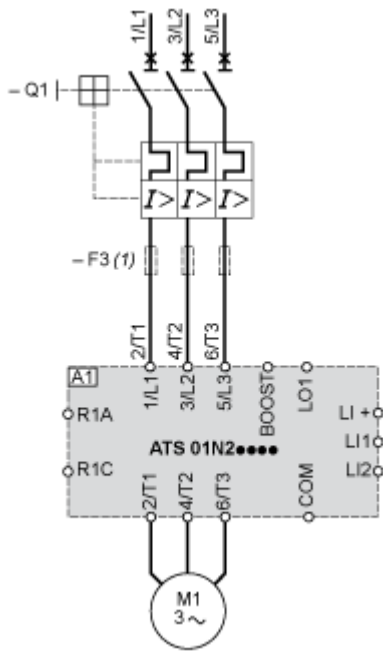
Screw Fixing



(1) Retractable fixings

Connections and Schema

Example of Manual Control



A1 : Soft start/soft stop unit

(1) For type 2 coordination

Q1 : Motor circuit-breaker

F3 : 3 fast-acting fuses

Technical Description

Function Diagram

2-wire Control with Deceleration



- Us : Power supply voltage
- LED 1 : Green LED
- LI2 : Logic input
- R1 : Relay output
- LO1 : Logic output
- LED 2 : Yellow LED

3-wire Control with Deceleration



- Us : Power supply voltage
- LED 1 : Green LED
- LI2, LI1 : Logic inputs
- R1 : Relay output
- LO1 : Logic output
- Um : Motor voltage
- LED 2 : Yellow LED

Image of product / Alternate images

Alternative



