

# Product datasheet

Specifications



## advanced touchscreen panel 800 x 600 pixels SVGA- 12.1" TFT - 96 MB

Local distributor code:  
398059239

HMIGTO6310

**EAN Code: 3595864150307**

## Main

Range of product	Harmony GTO
Product or component type	Advanced touchscreen panel
Display colour	65536 colours
Display size	12.1 inch
Supply	External source
Battery type	Lithium battery for internal RAM, autonomy: 100 days, charging time = 5 day(s), battery life = 10 year(s)
Processor name	ARM926EJ-S
Software package	Vijeo Designer

## Complementary

Terminal type	Touchscreen display
Display type	Backlit colour TFT LCD
Display resolution	800 x 600 pixels SVGA
Touch sensitive zone	1024 x 1024
Touch panel	Resistive film, 1000000 cycles
Backlight lifespan	50000 hours white at 25 °C
Brightness	16 levels - control by touch panel 16 levels - control by software
Character font	Taiwanese (traditional Chinese) ASCII (European characters) Chinese (simplified Chinese) Japanese (ANK, Kanji) Korean
[Us] rated supply voltage	24 V DC
Supply voltage limits	19.2...28.8 V
Inrush current	30 A
Maximum power consumption in W	12 W when power is not supplied to external devices 7 W when backlight is OFF 8 W when backlight is dimmed 17 W
Local signalling	Status LED green, steady for offline Status LED green, steady for operating Status LED orange, flashing for software starting up Status LED red, steady for power supply (ON) Status LED clear, faded for power supply (OFF) COM2 LED yellow, steady for data is being transmitted COM2 LED yellow, faded for no data transmission SD card LED green, steady for card is inserted SD card LED green, faded for card is not inserted or is not being accessed

<b>Memory description</b>	Flash EPROM, 96 MB
<b>Data backed up</b>	512 KB internal RAM (SRAM)
<b>Data storage equipment</b>	SD card, <= 32 GB SDHC card, <= 32 GB
<b>Downloadable protocols</b>	Schneider Electric Modicon Modbus Schneider Electric Modicon Uni-TE Schneider Electric Modicon Modbus Plus Schneider Electric Modicon FIPWAY Mitsubishi Melsec third party protocols Omron Sysmac third party protocols Rockwell Automation Allen-Bradley third party protocols Siemens Simatic third party protocols Schneider Electric Modicon Modbus TCP
<b>Integrated connection type</b>	COM1 serial link SUB-D 9, interface: RS232C, transmission rate: 2400...115200 bps COM2 serial link RJ45, interface: RS485, transmission rate: 2400...115200 bps COM2 serial link RJ45, interface: RS485, transmission rate: 187.5 kbps compatible with Siemens MPI Ethernet RJ45, interface: 10BASE-T/100BASE-TX Ethernet RJ45, interface: IEEE 802.3 USB 2.0 type A USB 2.0 type mini B
<b>Product mounting</b>	Flush mounting
<b>Fixing mode</b>	By 4 screw clamps
<b>Front material</b>	PPT
<b>Enclosure material</b>	PPT
<b>Type of cooling</b>	Natural convection
<b>Width</b>	315 mm
<b>Height</b>	241 mm
<b>Depth</b>	56 mm
<b>Net weight</b>	2.5 kg

## Environment

<b>Standards</b>	UL 508 IEC 61131-2 IEC 61000-6-2
<b>Product certifications</b>	C-Tick KCC cULus CE UKCA UKEX
<b>Ambient air temperature for operation</b>	0...55 °C
<b>Ambient air temperature for storage</b>	-20...60 °C
<b>Relative humidity</b>	10...90 % without condensation
<b>Operating altitude</b>	< 2000 m
<b>IP degree of protection</b>	IP20 (rear panel) conforming to IEC 60529 IP65 (front panel) conforming to IEC 60529
<b>NEMA degree of protection</b>	NEMA 4X front panel (indoor use)
<b>Shock resistance</b>	147 m/s <sup>2</sup> 3 chocks in each direction X, Y and Z conforming to IEC 61131-2
<b>Vibration resistance</b>	3.5 mm (f = 5...9 Hz) - X, Y, Z directions for 10 cycles (approx. 100 min) - conforming to IEC 61131-2 1 gn (f = 9...150 Hz) - X, Y, Z directions for 10 cycles (approx. 100 min) - conforming to IEC 61131-2
<b>Resistance to electrostatic discharge</b>	6 kV contact discharge conforming to IEC 61000-4-2 level 3

## Packing Units

Unit Type of Package 1	PCE
Number of Units in Package 1	1
Package 1 Height	17.500 cm
Package 1 Width	32.500 cm
Package 1 Length	39.000 cm
Package 1 Weight	3.430 kg
Unit Type of Package 2	P12
Number of Units in Package 2	30
Package 2 Height	120.000 cm
Package 2 Width	80.000 cm
Package 2 Length	120.000 cm
Package 2 Weight	122.500 kg

## Logistical informations

Country of origin	ID
-------------------	----

## Contractual warranty

Warranty	18 months
----------	-----------



## Environmental Data

Schneider Electric aims to achieve Net Zero status by 2050 through supply chain partnerships, lower impact materials, and circularity via our ongoing “Use Better, Use Longer, Use Again” campaign to extend product lifetimes and recyclability.

[Environmental Data explained >](#)

[How we assess product sustainability >](#)

### Environmental footprint

Total lifecycle Carbon footprint 907

Environmental Disclosure [Product Environmental Profile](#)

## Use Better

### Materials and Substances

F-gas free Only air and vacuum used for insulation / breaking, no F-gas including SF6

Packaging made with recycled cardboard Yes

Packaging without single use plastic No

[EU RoHS Directive](#) Pro-active compliance (Product out of EU RoHS legal scope)

SCIP Number 3647523b-250a-4687-bcce-2d1cdc982a

REACH Regulation [REACH Declaration](#)

Halogen-free status Product contains halogen above thresholds

PVC free No

Silicone-free No

## Use Again

### Repack and remanufacture

Recyclability potential, in % 26

End of life manual availability [End of Life Information](#)

Removable battery User replaceable

Take-back No

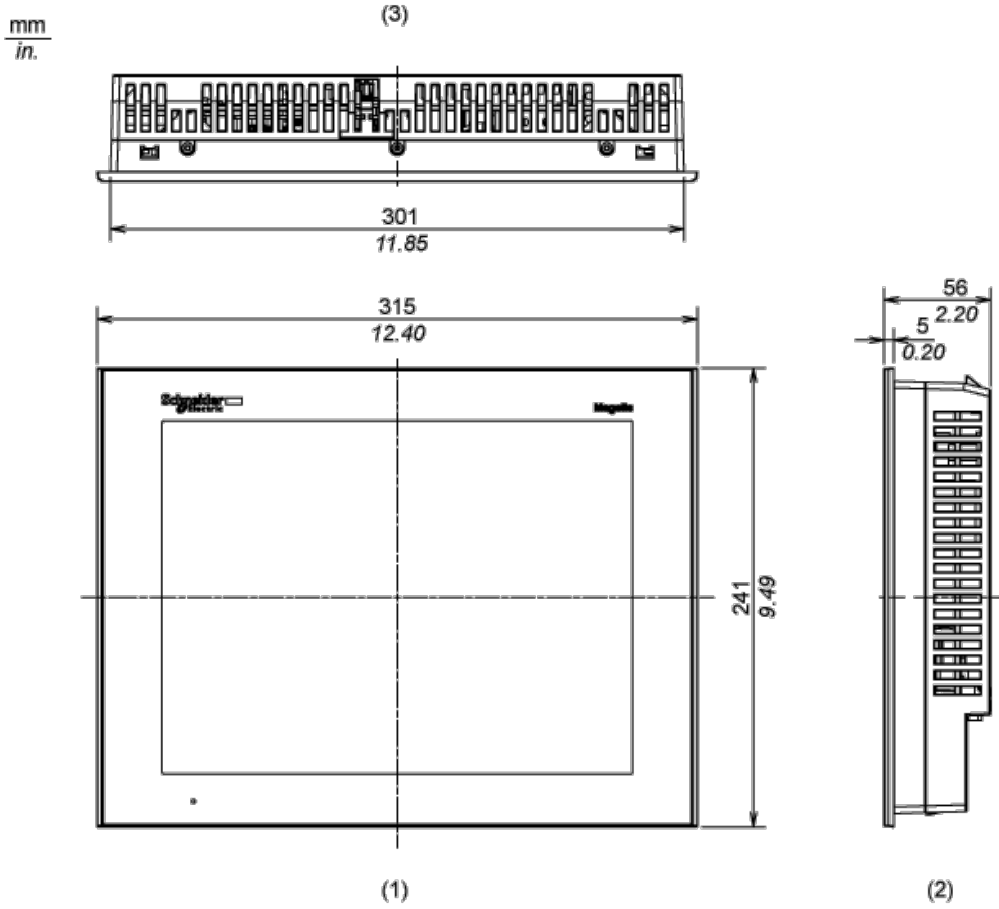
WEEE Label  The product must be disposed on European Union markets following specific waste collection and never end up in rubbish bins

Dimensions Drawings

Dimensions

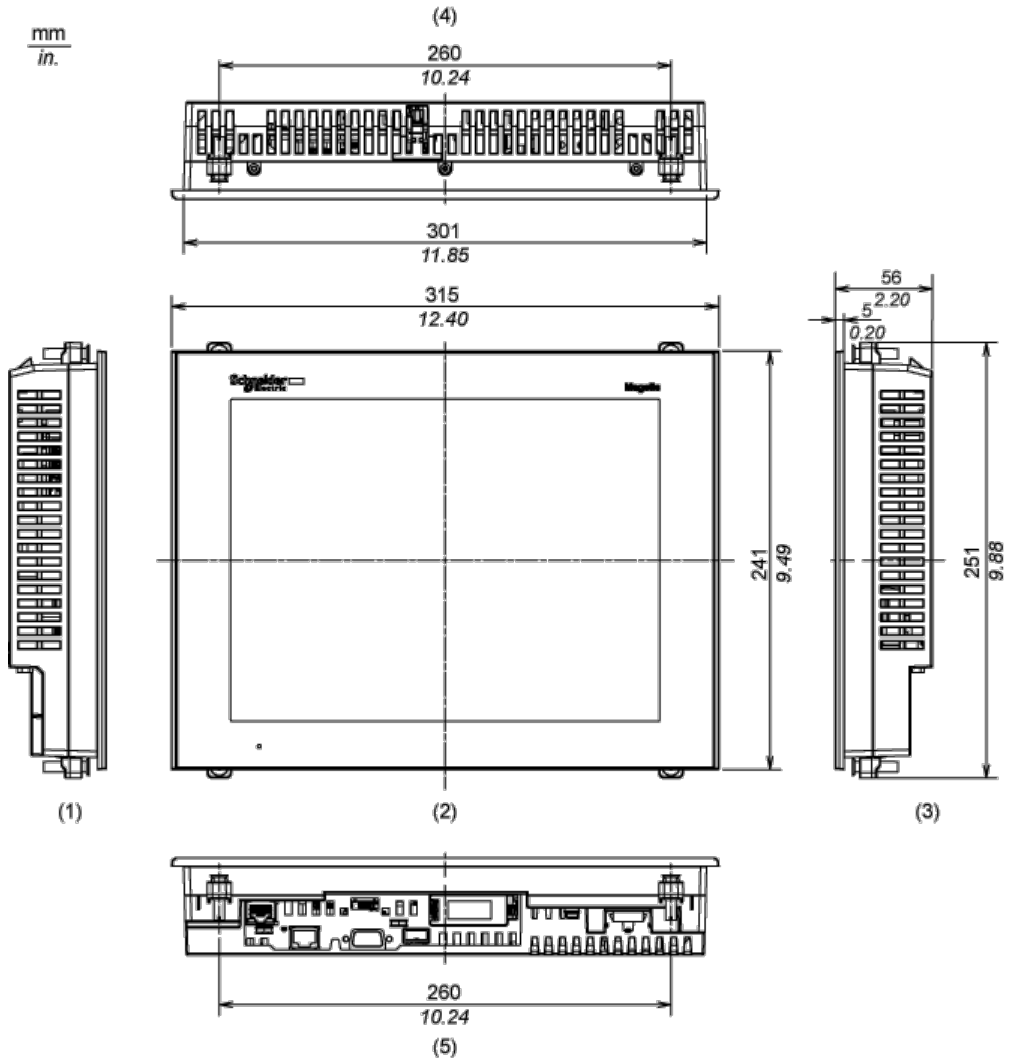
---

External Dimensions



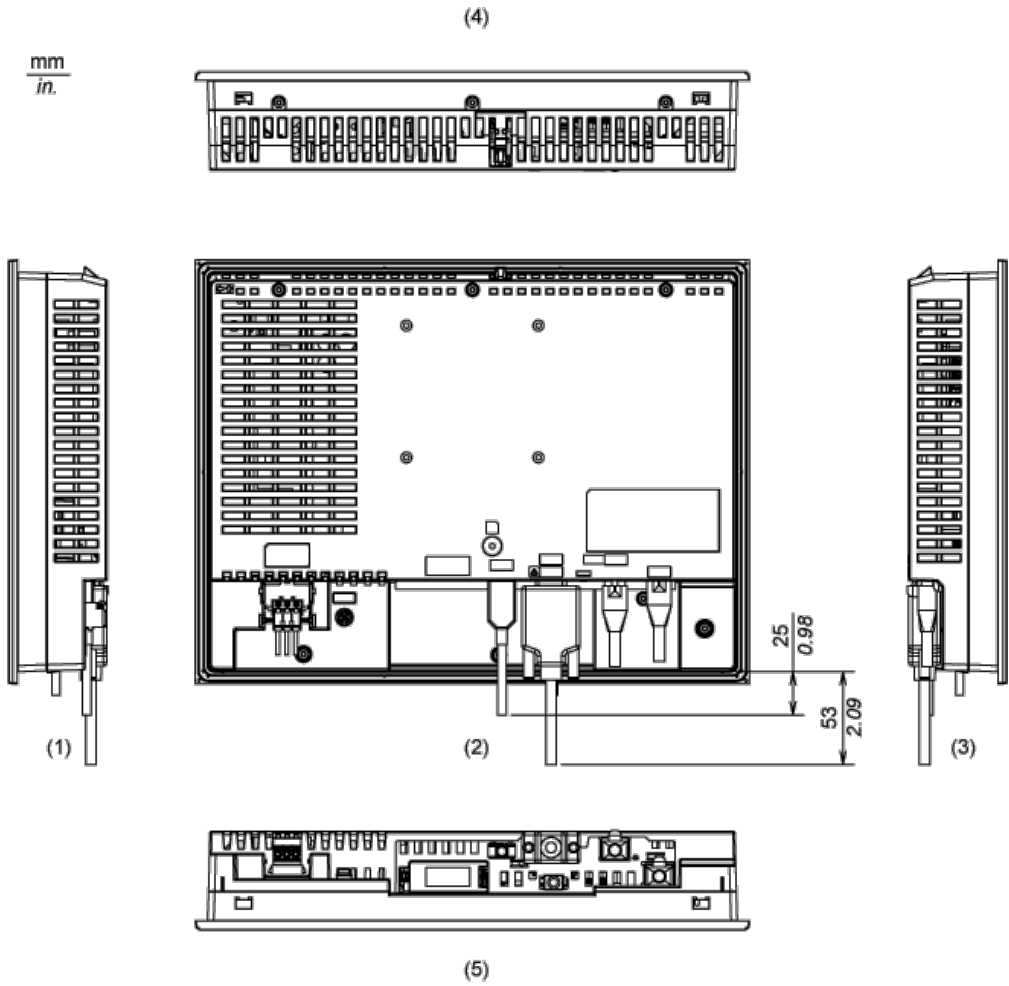
- 1 Front
- 2 Right Side
- 3 Top

Installation with Installation Fasteners



- 1 Left Side
- 2 Front
- 3 Right Side
- 4 Top
- 5 Bottom

Dimensions with Cables

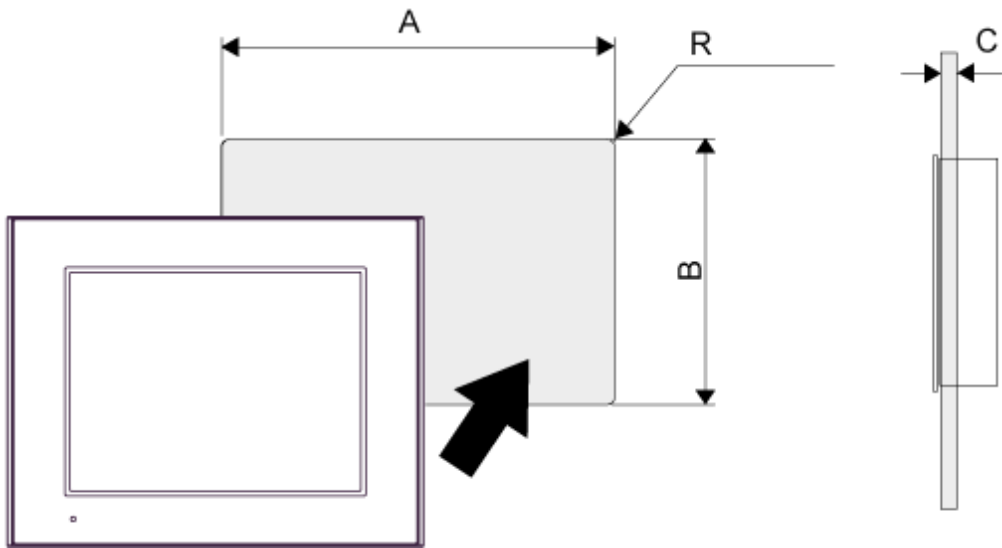


- 1 Left Side
- 2 Rear
- 3 Right Side
- 4 Top
- 5 Bottom

Mounting and Clearance

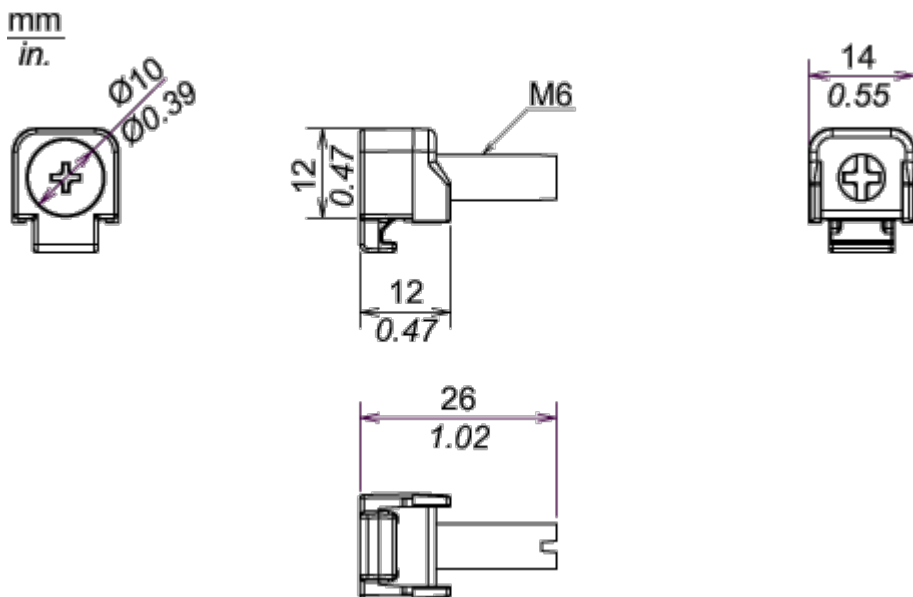
Mounting

Panel Cut Dimensions



A		B		C		R	
mm	in.	mm	in.	mm	in.	mm	in.
301.5 (+1, -0)	11.87 (+0.04, -0)	227.5 (+1, -0)	8.96 (+0.04, -0)	1.6...5	0.06...0.2	3 max.	0.12 max.

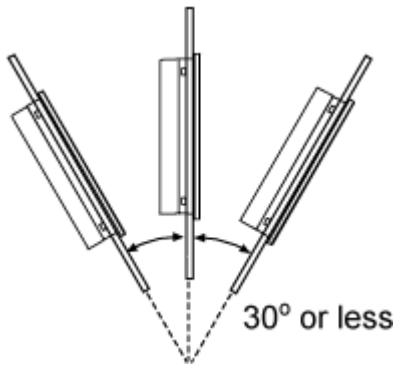
Installation Fastener Dimensions



Installation Requirements

---

Mounting Angle



When installing the panel in a slanted position with an incline more than  $30^\circ$ , the ambient temperature must not exceed  $40^\circ\text{C}$  ( $104^\circ\text{F}$ ). You may need to use forced air cooling (fan,A/C) to ensure the ambient operating temperature is  $40^\circ\text{C}$  or less ( $104^\circ\text{F}$  or less).

Clearance

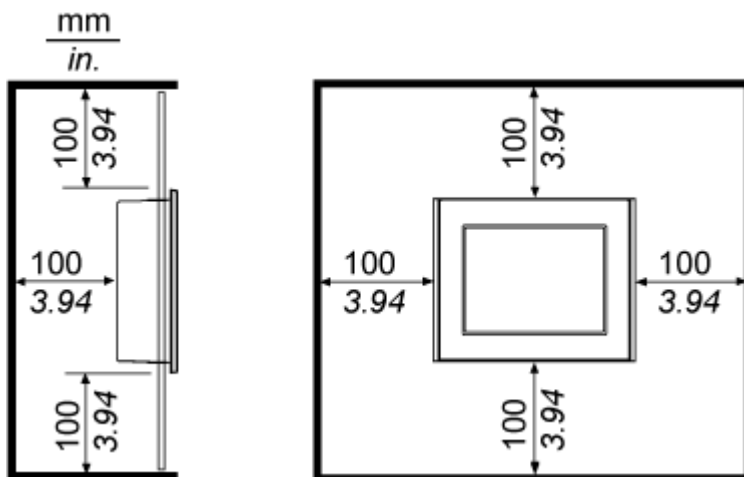


Image of product / Alternate images

Alternative

---



