

Product datasheet

Specifications



Touch panel screen, Harmony ST6, 4"W display, 1COM, 1Ethernet, USB host&device, 24 VDC

HMIST6200

EAN Code: 3606489523374

Main

Range of product	Harmony ST6
Product or component type	Touch panel screen
Processor name	ARM Cortex-A8
Memory description	512 MB device memory 128 MB user data memory 512 KB backup memory

Complementary

Display size	4 inch
Display type	Colour TFT LCD
Display colour	16 million colours
Display resolution	480 x 272 pixels
Touch panel	Single touch analogue resistive
Backlight lifespan	50000 hours with white
Brightness	16 levels
Character font	ASCII ASCII (European characters) Chinese (simplified Chinese) Japanese (ANK, Kanji) Katakana Korean Taiwanese (traditional Chinese)
[Us] rated supply voltage	24 V DC (+/- 20 %)
Power consumption in W	6.9 W
Inrush current	30 A
Local signalling	Status LED green, steady for offline Status LED green, steady for operating Status LED green, flashing for operating Status LED green, faded for stand-by Status LED orange, flashing for software starting up Status LED red, steady for power supply (ON) Status LED red, flashing for operating Status LED red, off for power supply (OFF)
Number of pages	200 application pages
Port Ethernet	10/100BASE
Integrated connection type	1 COM1 serial link - 1 SUB-D 9-pin female - RS232C/RS485 (rate: 2400...115200 bps)bottom COM1 serial link (rate: 2400...187500 bps)back 1 USB 2.0 type Aback 1 USB 2.0 type micro Bbottom 1 Ethernet - female RJ45 - RS485

Disclaimer: This documentation is not intended as a substitute for and is not to be used for determining suitability or reliability of these products for specific user applications

Supply	External supply
Realtime clock	Built-in 0...50 °C Built-in 10...90 % RH
Downloadable protocols	Modbus Uni-TE Third party protocols
Product brand	Schneider Electric Modicon Mitsubishi Melsec Omron Sysmac Rockwell Automation Allen-Bradley Siemens Simatic
Fixing mode	By 2 screws, mounting on 1.6...5 mm thick panel conforming to UL 61010-2-201 By 2 screws conforming to IEC 61131-2 By 2 screws conforming to IEC 61000-6-2
Enclosure material	PC
Front material	Aluminium
Marking	CE
Cut-out dimensions	118.5 x 92.5 mm panel cut dimension
Height	108.5 mm
Width	134.5 mm
Depth	43 mm
Net weight	0.4 kg

Environment

Immunity to microbreaks	2 ms
Standards	IEC 61000-6-4 IEC 61000-6-2 IEC 61131-2 UL 61010-2-201 CSA C22.2 No 61010-2-201
Product certifications	CSA CE UKCA
Directives	2014/35/EU - low voltage directive 2014/30/EU - electromagnetic compatibility
Ambient air temperature for operation	0...50 °C
Ambient air temperature for storage	-20...60 °C
Relative humidity	10...90 % non-condensing
Operating altitude	2000 m
IP degree of protection	IP20 (rear panel) conforming to IEC 61131-2 IP65 (front panel) conforming to IEC 61131-2
NEMA degree of protection	NEMA 4 front panel (indoor use) NEMA 13 front panel (in enclosure)
Shock resistance	147 m/s ² for 11 ms (X, Y, Z directions for 10 cycles (approx. 100 min)) conforming to IEC 61131-2
Vibration resistance	+/- 3.5 mm (f = 5...9 Hz) X, Y, Z directions for 10 cycles (approx. 100 min) conforming to IEC 61131-2 9.8 m/s ² (f = 9...150 Hz)

Electromagnetic compatibility	Electrical fast transient/burst immunity test - test level: 2 kV (power ports) conforming to IEC 61000-4-4 Electrical fast transient/burst immunity test - test level: 1 kV (signal ports) Electrostatic discharge immunity test - test level: 6 kV (contact discharge) conforming to IEC 61000-4-2 level 3 Electrostatic discharge immunity test - test level: 8 kV (air discharge)
--------------------------------------	---

Packing Units

Unit Type of Package 1	PCE
Number of Units in Package 1	1
Package 1 Height	8.000 cm
Package 1 Width	13.700 cm
Package 1 Length	18.500 cm
Package 1 Weight	463.000 g
Unit Type of Package 2	S03
Number of Units in Package 2	12
Package 2 Height	30.000 cm
Package 2 Width	30.000 cm
Package 2 Length	40.000 cm
Package 2 Weight	6.200 kg

Contractual warranty

Warranty	18 months
-----------------	-----------



Environmental Data

Schneider Electric aims to achieve Net Zero status by 2050 through supply chain partnerships, lower impact materials, and circularity via our ongoing “Use Better, Use Longer, Use Again” campaign to extend product lifetimes and recyclability.

[Environmental Data explained >](#)

[How we assess product sustainability >](#)

Environmental footprint

Total lifecycle Carbon footprint 517

Environmental Disclosure [Product Environmental Profile](#)

Use Better

Materials and Substances

F-gas free Only air and vacuum used for insulation / breaking, no F-gas including SF6

Packaging made with recycled cardboard Yes

Packaging without single use plastic No

[EU RoHS Directive](#) Pro-active compliance (Product out of EU RoHS legal scope)

SCIP Number 20694bec-44d9-42c3-8fdd-3861ce15e3ab

REACH Regulation [REACH Declaration](#)

Halogen-free status Product contains halogen above thresholds

PVC free No

Silicone-free No

Use Again

Repack and remanufacture

Recyclability potential, in % 29

End of life manual availability [End of Life Information](#)

Removable battery User replaceable

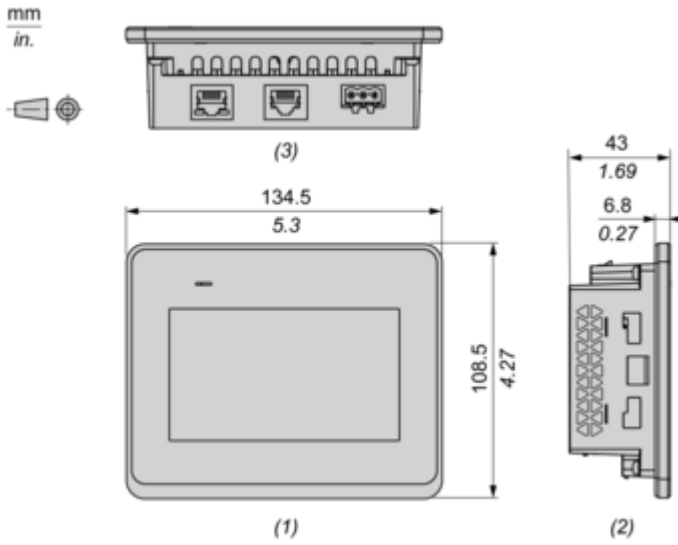
Take-back No

WEEE Label  The product must be disposed on European Union markets following specific waste collection and never end up in rubbish bins

Dimensions Drawings

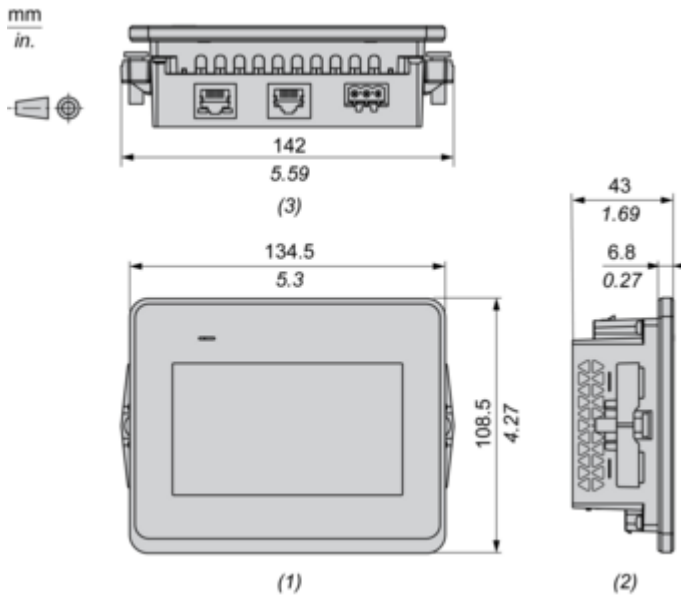
Dimensions

External Dimensions



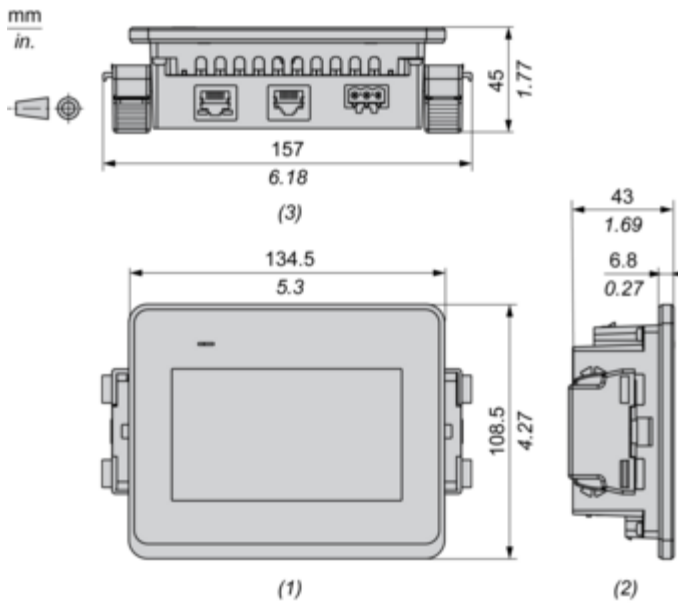
- (1) : Front
- (2) : Left
- (3) : Bottom

Dimensions with Installation Fasteners



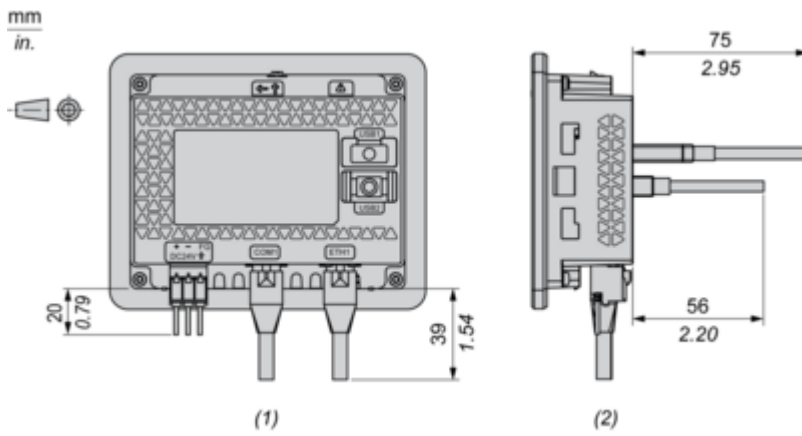
- (1) : Front
- (2) : Left
- (3) : Bottom

Dimensions with Spring Clips



- (1) : Front
- (2) : Left
- (3) : Bottom

Dimensions with Cables

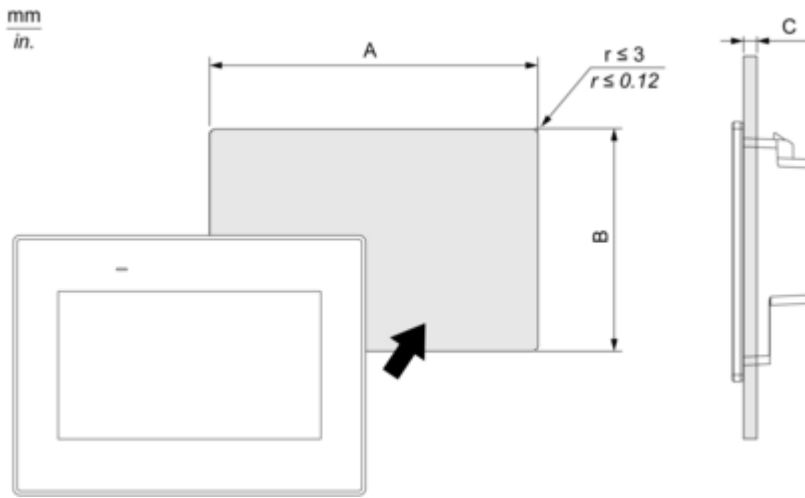


- (1) : Rear
- (2) : Right

Mounting and Clearance

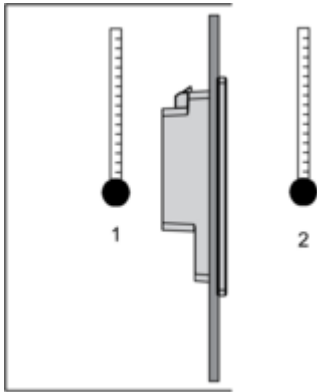
Mounting

Panel Cut Dimensions

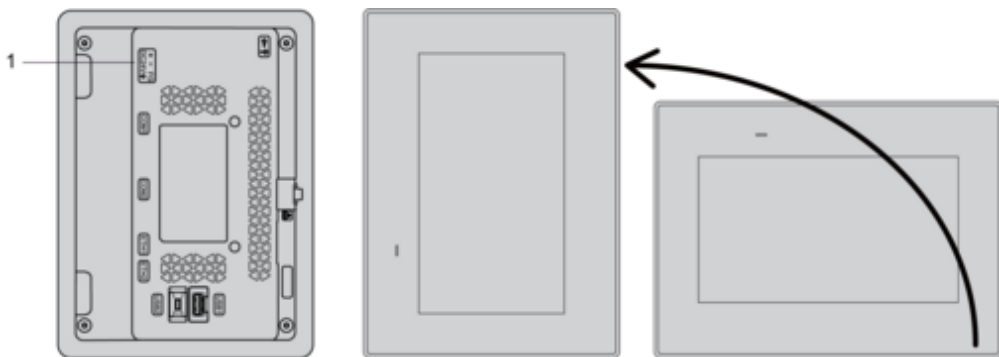


A		B		C Installing with spring			
				Position 1		Position 2	
mm	in.	mm	in.	mm	in.	mm	in.
118.5 (+1, -0)	4.67 (+0.04, -0)	92.5 (+1, -0)	3.64 (+0.04, -0)	1.5...4	0.06...0.16	4...6	0.16...0.24

Installation Requirements

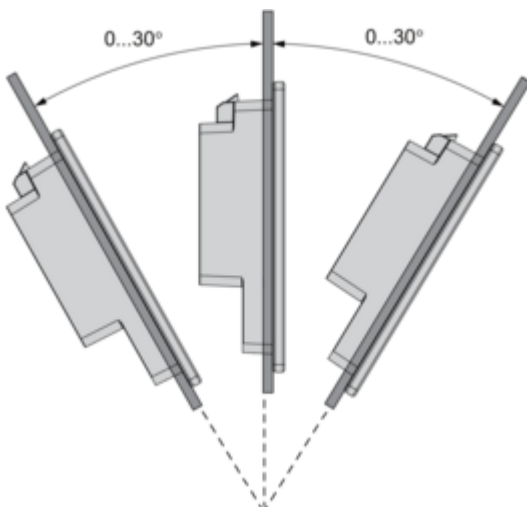


- 1 : Internal temperature
- 2 : External temperature



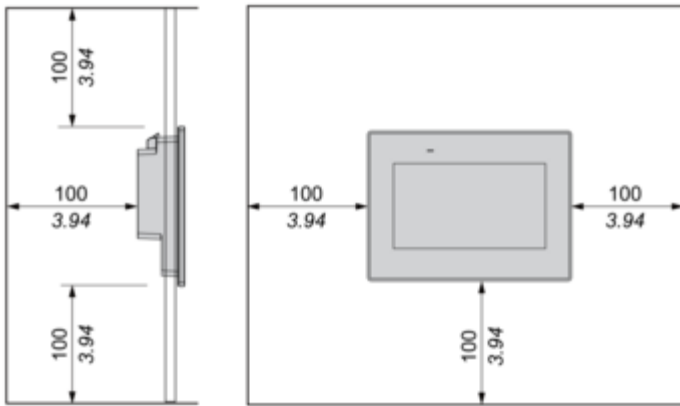
- 1 : Power connector

Mounting Angle



Clearance

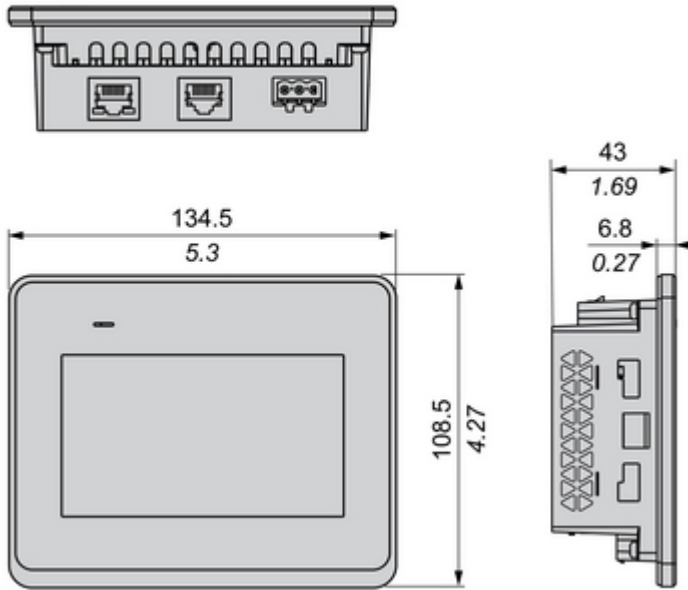
mm
in.



Technical Illustration

Dimensions

mm
in.



Offer Marketing Illustration

Product benefits / Features

The infographic features a central image of a black HMI screen. Surrounding it are six circular icons, each with a corresponding text block describing a feature. The background is a solid green color.

Features

Harmony ST6 Basic HMI

- Better visualization of machine data and operation performance** (Icon: Bar chart with a play button)
- Cybersecurity enhancement with secure boot and encrypted transfer** (Icon: Padlock)
- User-friendly protocols allowing you to easily connect your OT devices to IT with OPC-UA** (Icon: Network diagram)
- Long-term stable supply, and Global Service and Support** (Icon: Handshake)
- Enable remote monitoring and remote maintenance securely by PC, tablet and smartphone** (Icon: House with an arrow pointing out)
- Create highly responsive screens with ease by configuration software "EcoStruxure" Operator Terminal Expert** (Icon: Document with a play button)

Offer Marketing Illustration

Product benefits / Features

Technical Benefits

Harmony ST6 Basic HMI

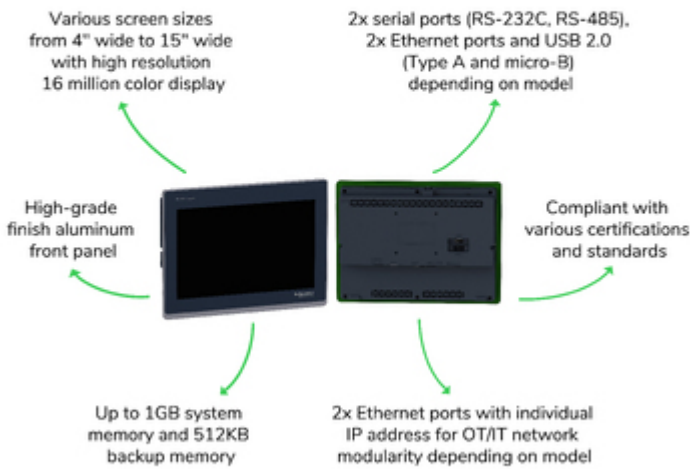


Image of product / Alternate images

Alternative



