

Product datasheet

Specifications



touch panel screen 5"7 Color

Local distributor code:

395511385

HMISTU855

EAN Code: 3606489909499

Main

Range of product	Harmony STO & STU
Product or component type	Touch panel screen
Processor name	CPU ARM9

Complementary

Display size	5.7 inch
Display type	QVGA TFT colour touchscreen
Display colour	65536 colours
Display resolution	320 x 240 pixels QVGA
Touch panel	Analogue
Backlight lifespan	50000 hours
Brightness	16 levels
Character font	Taiwanese (traditional Chinese) Japanese (ANK, Kanji) Chinese (simplified Chinese) ASCII Korean
[Us] rated supply voltage	24 V DC
Supply	External source
Supply voltage limits	20.4...28.8 V
Inrush current	30 A
Power consumption in W	6.8 W
Number of pages	Limited by internal memory capacity
Processor frequency	333 MHz
Memory description	Application memory 16 MB Back up of data 64 kB
Integrated connection type	1 USB 2.0 type mini B 1 USB 2.0 type A COM1 serial link - female RJ45 - RS232C/RS485 (rate: <= 115.2 kbits/s) power supply - removable screw terminal block 1 Ethernet - RJ45
Realtime clock	Access to the PLC real-time clock
Downloadable protocols	Uni-TE Modbus TCP/IP Third party protocols Modbus
Fixing mode	Ø 22 mm hole

Enclosure material	PC/PBT and PAA
Marking	With Schneider logo CE
Height	129.15 mm
Width	163 mm
Depth	56.5 mm

Environment

Immunity to microbreaks	7 ms
Standards	UL 1604 FCC Class A IEC 61000-6-2 IEC 61131-2 UL 508
Product certifications	UL class 1 Div2 T4A ou T5 C-Tick cULus Marine UKCA
Ambient air temperature for operation	0...50 °C
Ambient air temperature for storage	-20...60 °C
Relative humidity	0...85 % without condensation
Operating altitude	<= 2000 m
IP degree of protection	IP20 (rear panel) conforming to IEC 60529 IP65 (front panel) conforming to IEC 60529
NEMA degree of protection	NEMA 4X front panel (indoor use)
Shock resistance	15 gn for 11 ms conforming to IEC 60068-2-27
Vibration resistance	+/- 3.5 mm (f = 5...9 Hz) conforming to IEC 60068-2-6 1 gn (f = 9...150 Hz) conforming to IEC 60068-2-6
Resistance to electromagnetic fields	10 V/m conforming to IEC 61000-4-3

Packing Units

Unit Type of Package 1	PCE
Number of Units in Package 1	1
Package 1 Height	7.000 cm
Package 1 Width	18.000 cm
Package 1 Length	27.000 cm
Package 1 Weight	867.700 g
Unit Type of Package 2	S03
Number of Units in Package 2	8
Package 2 Height	30.000 cm
Package 2 Width	30.000 cm
Package 2 Length	40.000 cm
Package 2 Weight	7.315 kg
Unit Type of Package 3	P06
Number of Units in Package 3	64

Package 3 Height	75.000 cm
Package 3 Width	60.000 cm
Package 3 Length	80.000 cm
Package 3 Weight	74.876 kg

Contractual warranty

Warranty	18 months
-----------------	-----------



Environmental Data

Schneider Electric aims to achieve Net Zero status by 2050 through supply chain partnerships, lower impact materials, and circularity via our ongoing “Use Better, Use Longer, Use Again” campaign to extend product lifetimes and recyclability.

[Environmental Data explained >](#)


[How we assess product sustainability >](#)

Environmental footprint	
Total lifecycle Carbon footprint	802
Environmental Disclosure	Product Environmental Profile

Use Better

Materials and Substances	
F-gas free	Only air and vacuum used for insulation / breaking, no F-gas including SF6
Packaging made with recycled cardboard	Yes
Packaging without single use plastic	No
EU RoHS Directive	Pro-active compliance (Product out of EU RoHS legal scope)
SCIP Number	7a6de532-1e9f-4049-9a61-3f413d116265
REACH Regulation	REACH Declaration
Halogen-free status	Product contains halogen above thresholds
PVC free	No
Silicone-free	No

Use Again

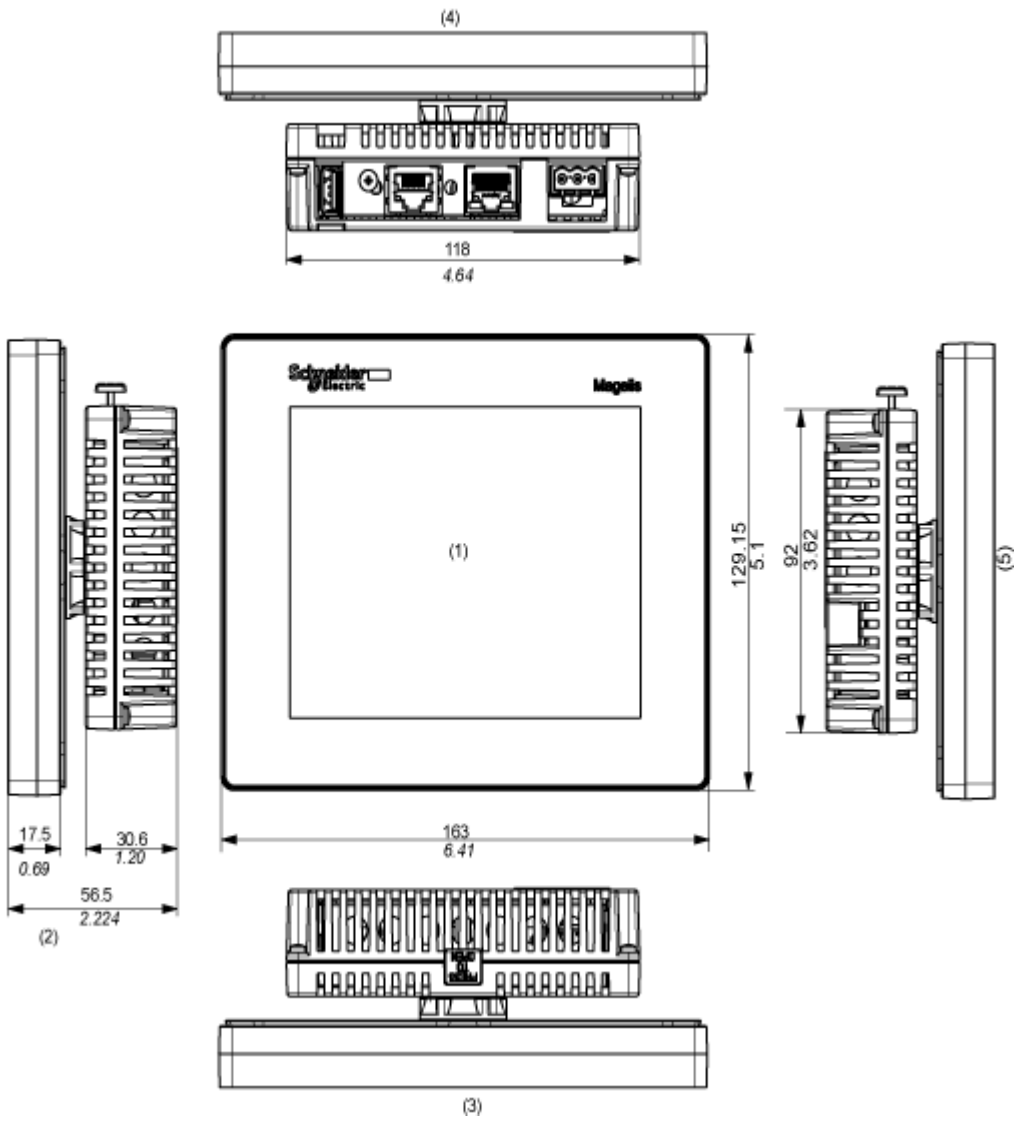
Repack and remanufacture	
Recyclability potential, in %	58
End of life manual availability	End of Life Information
Removable battery	User replaceable
Take-back	No
WEEE Label	 The product must be disposed on European Union markets following specific waste collection and never end up in rubbish bins

Dimensions Drawings

Display and Rear Modules

Dimensions

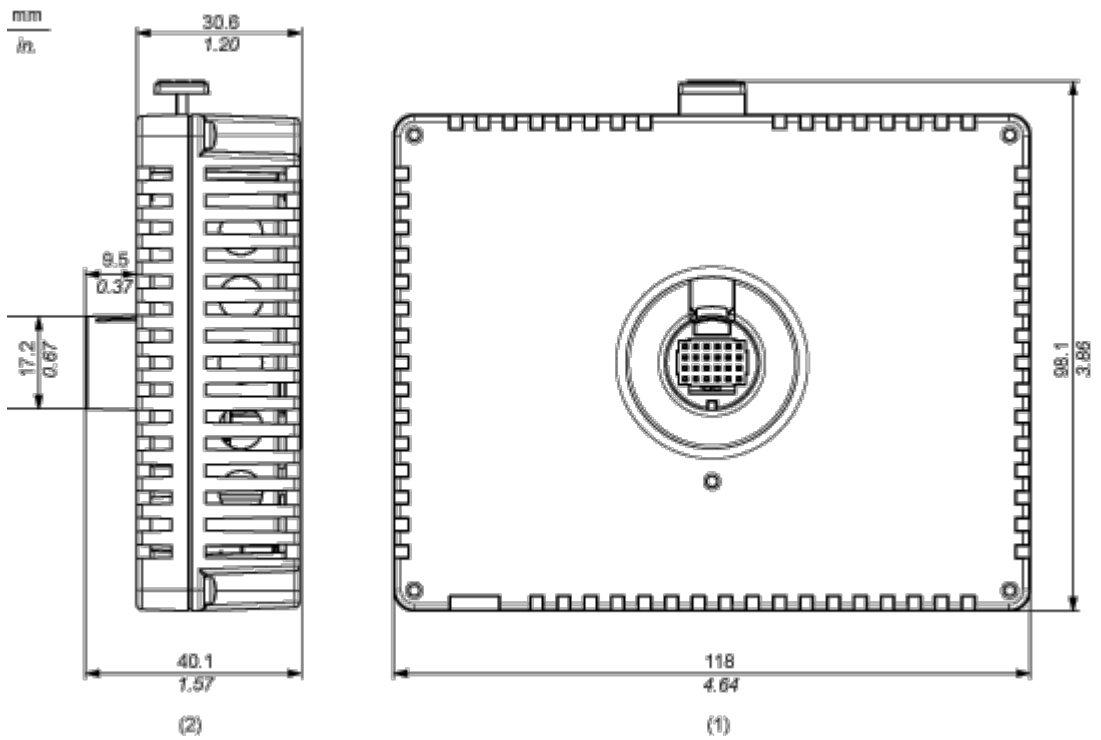
mm
in.



- (1) Front
- (2) Right side
- (3) Top
- (4) Bottom
- (5) Left side

Rear Module

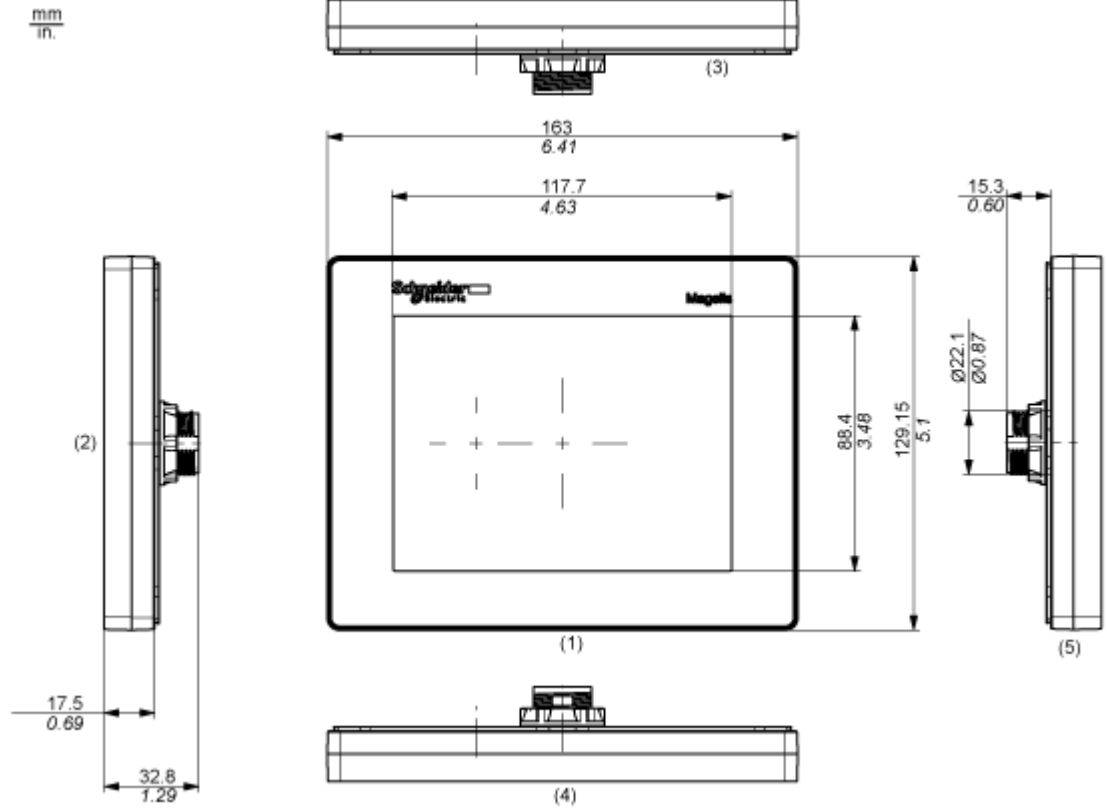
Dimensions



- (1) Front
- (2) Right Side

Display Module

Dimensions

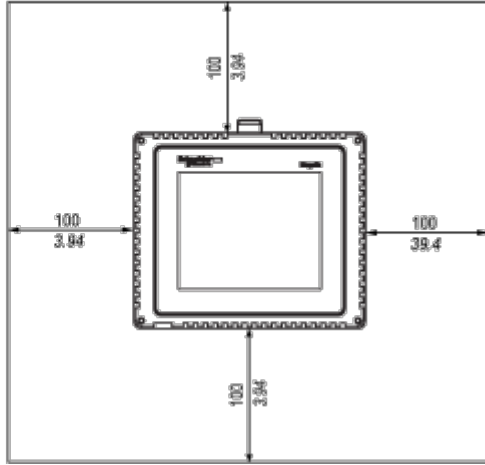
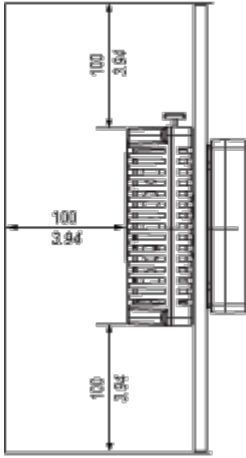


- (1) Front
- (2) Right Side
- (3) Bottom
- (4) Top
- (5) Left Side

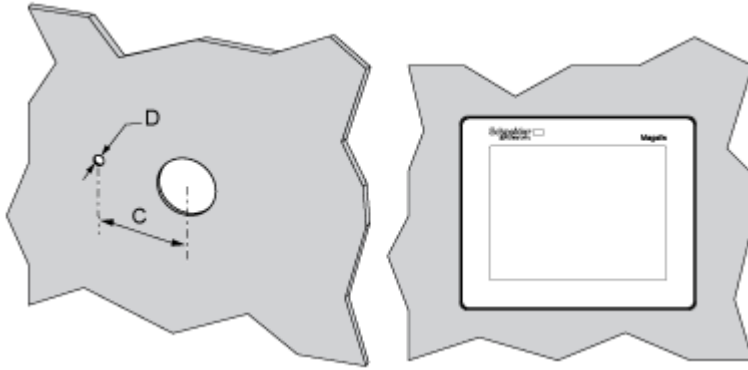
Mounting and Clearance

Clearance

mm
in.



Panel Cut-out Dimensions



C (mm)	C (in.)	D (mm)	D (in.)
+0	+0	+0	+0
30.00	1.18	4.00	0.15
-0.20	-0.007	-0.20	-0.007

NOTE: With the tee option, the rotating torque that can be supported by the display module is 6 Nm (53.10 in-lb).

Image of product / Alternate images

Alternative



