

# Product datasheet

Specifications



## TeSys D - star delta starter - 3 x 3P (3 NO) - 18 A - 24 V AC coil

Local distributor code:

381825250

LC3D18AB7

EAN Code: 3389110546064

### Main

<b>Range</b>	TeSys TeSys Deca
<b>Product name</b>	TeSys Deca
<b>Product or component type</b>	Star delta starter
<b>Device short name</b>	LC3D
<b>Contactor application</b>	Motor control
<b>Utilisation category</b>	AC-3
<b>Device presentation</b>	Pre-wired
<b>Poles description</b>	3 x 3P
<b>power pole contact composition</b>	3 x 3 NO
<b>[Ue] rated operational voltage</b>	Power circuit: $\leq 690$ V AC 25...400 Hz
<b>[Ie] rated operational current</b>	18 A (at $\leq 60$ °C) at $\leq 440$ V AC AC-3 for power circuit
<b>Motor power kW</b>	11 kW at 220/230 V AC 50/60 Hz 22 kW at 415 V AC 50/60 Hz 22 kW at 440 V AC 50/60 Hz 18.5 kW at 380/400 V AC 50/60 Hz
<b>Control circuit type</b>	AC at 50/60 Hz
<b>[Uc] control circuit voltage</b>	24 V AC 50/60 Hz
<b>Auxiliary contact composition</b>	1 NC for KM1 star contactor
<b>[Uimp] rated impulse withstand voltage</b>	6 kV conforming to IEC 60947
<b>Overvoltage category</b>	III
<b>[Ui] rated insulation voltage</b>	Power circuit: 690 V conforming to IEC 60947-4-1 Power circuit: 600 V CSA certified Power circuit: 600 V UL certified Signalling circuit: 690 V conforming to IEC 60947-1 Signalling circuit: 600 V CSA certified Signalling circuit: 600 V UL certified
<b>Electrical durability</b>	1.65 Mcycles 18 A AC-3 at $U_e \leq 440$ V
<b>safety cover</b>	Protective cover
<b>Interlocking type</b>	Mechanical
<b>Mounting support</b>	Plate
<b>Standards</b>	IEC 60947-5-1 EN 60947-5-1 UL 508 CSA C22.2 No 14 IEC 60947-4-1 EN 60947-4-1 IEC 60335-1

<b>Product certifications</b>	BV CSA RINA GOST UL GL LROS (Lloyds register of shipping) DNV CCC
-------------------------------	---

## Complementary

<b>Connections - terminals</b>	Control circuit: screw clamp terminals 1 1...4 mm <sup>2</sup> - cable stiffness: flexible without cable end Control circuit: screw clamp terminals 2 1...4 mm <sup>2</sup> - cable stiffness: flexible without cable end Control circuit: screw clamp terminals 1 1...4 mm <sup>2</sup> - cable stiffness: flexible with cable end Control circuit: screw clamp terminals 2 1...2.5 mm <sup>2</sup> - cable stiffness: flexible with cable end Control circuit: screw clamp terminals 1 1...4 mm <sup>2</sup> - cable stiffness: solid without cable end Control circuit: screw clamp terminals 2 1...4 mm <sup>2</sup> - cable stiffness: solid without cable end Power circuit: screw clamp terminals 1 1.5...6 mm <sup>2</sup> - cable stiffness: flexible without cable end Power circuit: screw clamp terminals 2 1.5...6 mm <sup>2</sup> - cable stiffness: flexible without cable end Power circuit: screw clamp terminals 1 1...6 mm <sup>2</sup> - cable stiffness: flexible with cable end Power circuit: screw clamp terminals 2 1...4 mm <sup>2</sup> - cable stiffness: flexible with cable end Power circuit: screw clamp terminals 1 1.5...6 mm <sup>2</sup> - cable stiffness: solid without cable end Power circuit: screw clamp terminals 2 1.5...6 mm <sup>2</sup> - cable stiffness: solid without cable end
<b>Tightening torque</b>	Power circuit: 1.7 N.m - on screw clamp terminals - with screwdriver flat Ø 6 mm Power circuit: 1.7 N.m - on screw clamp terminals - with screwdriver Philips No 2 Control circuit: 1.7 N.m - on screw clamp terminals - with screwdriver flat Ø 6 mm Control circuit: 1.7 N.m - on screw clamp terminals - with screwdriver Philips No 2 Power circuit: 1.7 N.m - on screw clamp terminals - with screwdriver pozidriv No 2 Control circuit: 1.7 N.m - on screw clamp terminals - with screwdriver pozidriv No 2
<b>Maximum operating rate</b>	30 cyc/h 60 °C
<b>Starting time</b>	30 s
<b>Coil technology</b>	Without built-in suppressor module
<b>Control circuit voltage limits</b>	Drop-out: 0.3...0.6 Uc at 50/60 Hz (at <60 °C) Operational: 0.8...1.1 Uc at 50 Hz (at <60 °C) Operational: 0.85...1.1 Uc at 60 Hz (at <60 °C)
<b>Inrush power in VA</b>	70 VA 60 Hz cos phi 0.75 (at 20 °C) 70 VA 50 Hz cos phi 0.75 (at 20 °C)
<b>Hold-in power consumption in VA</b>	7.5 VA 60 Hz cos phi 0.3 (at 20 °C) 7 VA 50 Hz cos phi 0.3 (at 20 °C)
<b>Heat dissipation</b>	2...3 W at 50/60 Hz
<b>Auxiliary contacts type</b>	Mechanically linked conforming to IEC 60947-5-1 3 x 1 NO + 1 NC Mirror contact conforming to IEC 60947-4-1 3 x 1 NC
<b>Signalling circuit frequency</b>	25...400 Hz
<b>Minimum switching current</b>	5 mA for signalling circuit
<b>minimum switching voltage</b>	17 V for signalling circuit
<b>Non-overlap time</b>	1.5 ms on de-energisation between NC and NO contact 1.5 ms on energisation between NC and NO contact
<b>Width</b>	144 mm
<b>Height</b>	124 mm

Depth	143 mm
Net weight	1.73 kg

## Environment

Insulation resistance	> 10 MOhm for signalling circuit
IP degree of protection	IP20 front face conforming to IEC 60529
Climatic withstand	conforming to IACS E10 conforming to IEC 60947-1 Annex Q category D
Protective treatment	TH conforming to IEC 60068-2-30
Pollution degree	3
Ambient air temperature for storage	-60...80 °C
Ambient air temperature for operation	-40...70 °C at Uc
Operating altitude	3000 m without derating
Fire resistance	850 °C conforming to IEC 60695-2-1
Flame retardance	V1 conforming to UL 94
Mechanical robustness	Vibrations contactor open: 2 Gn, 5...300 Hz Vibrations contactor closed: 4 Gn, 5...300 Hz Shocks contactor open: 10 Gn for 11 ms Shocks contactor closed: 15 Gn for 11 ms

## Packing Units

Unit Type of Package 1	PCE
Number of Units in Package 1	1
Package 1 Height	17.500 cm
Package 1 Width	16.000 cm
Package 1 Length	23.000 cm
Package 1 Weight	1.764 kg
Unit Type of Package 2	P06
Number of Units in Package 2	27
Package 2 Height	75.000 cm
Package 2 Width	60.000 cm
Package 2 Length	80.000 cm
Package 2 Weight	60.500 kg

## Logistical informations

Country of origin	FR
-------------------	----

## Contractual warranty

Warranty	18 months
----------	-----------



## Environmental Data

Schneider Electric aims to achieve Net Zero status by 2050 through supply chain partnerships, lower impact materials, and circularity via our ongoing “Use Better, Use Longer, Use Again” campaign to extend product lifetimes and recyclability.

[Environmental Data explained >](#)

[How we assess product sustainability >](#)

### Environmental footprint

Total lifecycle Carbon footprint 70

Environmental Disclosure [Product Environmental Profile](#)

## Use Better

### Materials and Substances

Packaging made with recycled cardboard Yes

Packaging without single use plastic No

[EU RoHS Directive](#) Compliant

REACH Regulation [REACH Declaration](#)

PVC free Yes

## Use Again

### Repack and remanufacture

Recyclability potential, in % 66

End of life manual availability [End of Life Information](#)

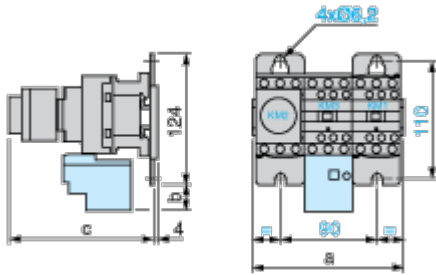
Take-back No

WEEE Label  The product must be disposed on European Union markets following specific waste collection and never end up in rubbish bins

Dimensions Drawings

Dimensions

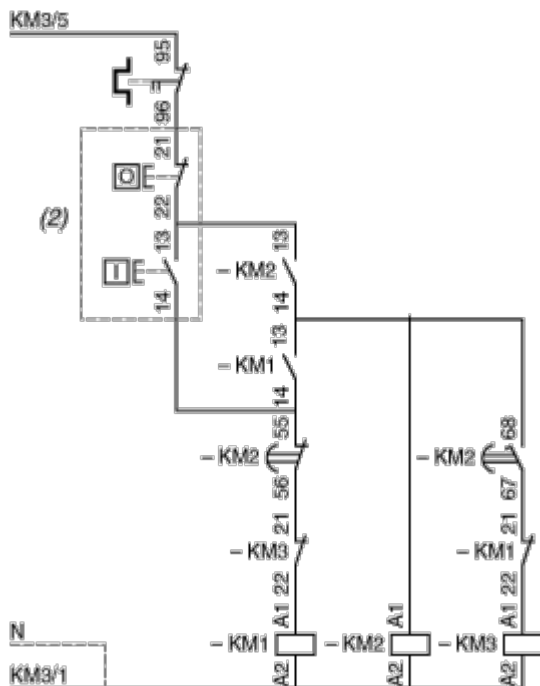
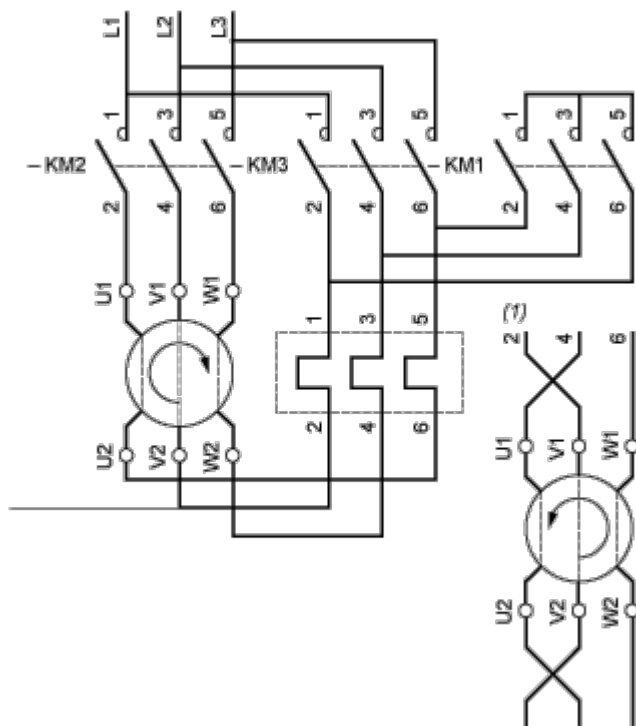
---



LC3		D09A	D12A	D18A	D32A
<b>a</b>		143	143	144	165
<b>b</b>		26.5	26.5	26.5	32.5
<b>c</b>	with LAD S	139	139	139	145
	with LAD S and sealing cover	143	143	143	149

Connections and Schema

Wiring



- (1) Recommended cabling for reversal of motor rotation (standard motor, viewed from shaft end).
- (2) Remote control.

**NOTE:** LC3 D09A to D18A: Mechanical interlock between KM3 and KM1.

