

Product datasheet

Specifications



Solid state panel mount relay, 10 A, zero voltage switching, thermal pad, input 3...32 V DC, output 24...300 V AC

SSP1A110BDT

EAN Code: 3606485442037

Main

Range of product	Harmony Solid State Relays
Provided accessory	Thermal pad
Device short name	SSP1E
Mounting support	Panel
Number of phases	1 phase
[In] rated current	10 A
Solid state output type	SCR output Zero voltage switching
Output switching mode	Zero voltage switching

Complementary

Control input voltage	3...32 V DC
Minimum switching voltage	3 V DC turn-on
Maximum switching voltage	1 V DC turn-off
Response time	0.5 cycle (turn-on) 0.5 cycle (turn-off)
Input current	10 mA at 12 V DC
Output voltage	24...300 V AC
Load current	0.15...10 A
Transient overvoltage	600 V
Surge current	120 A for 16.6 ms
Maximum I ² t for fusing	60 A ² .s for 8.33 ms at 60 Hz 66 A ² .s for 10 ms at 50 Hz
Co-ordination type	Type 1 - 13 A miniature circuit breaker (MCB) - curve B Type 2 - 10 A miniature circuit breaker (MCB) - curve B
Maximum leakage current	1 mA off-state
Maximum voltage drop	<1.15 V on-state
DV/dt	500 V/μs off-state at maximum voltage
Power factor	0.5 (with maximum load)
Motor controller rating	0.5 hp 120 V AC 1 hp 240 V AC
Insulation resistance	1000 MOhm at 500 V DC
Maximum capacitance	10 pF for input/output

Dielectric strength	4 kV AC for input/output 4 kV AC for input or output to case
[Uimp] rated impulse withstand voltage	6 kV output to case 6 kV input to output
Tightening torque	1.5...1.7 N.m for input 2...2.2 N.m for output
Connections - terminals	Screw terminals: 0.2...3.3 mm ² , (AWG 24...AWG 12) with cable end for input Screw terminals: 0.5...5.26 mm ² , (AWG 20...AWG 10) with cable end for output Screw terminals: 0.2...3.3 mm ² , (AWG 24...AWG 12) without cable end for input Screw terminals: 0.5...8.26 mm ² , (AWG 20...AWG 8) without cable end for output Forked type tag connectors: 9.2 x 4 mm for input Ring lugs: 9.2 x 4 mm for input Forked type tag connectors: 11.7 x 4.5 mm for output Ring lugs: 11.7 x 4.5 mm for output
Thermal resistance	1.03 °C/W junction to case
thermal pad impedance	0.48 °C-in ² /W at 25 psi
LED indicator	LED, green for input
IP degree of protection	IP20
Safety reliability data	MTTFd = 1875.9 years B10d = 1731395
Net weight	89.2 g
Device presentation	Complete product

Environment

Ambient air temperature for operation	-40...80 °C
Ambient air temperature for storage	-40...125 °C
Pollution degree	2
Overvoltage category	III
Product certifications	CE CSA UL EAC
Marking	CE EAC CSA UL
Standards	CSA C22.2 No 14-13 EN/IEC 62314 UL 508 EN/IEC 60950-1

Packing Units

Unit Type of Package 1	PCE
Number of Units in Package 1	1
Package 1 Height	3.4 cm
Package 1 Width	4.8 cm
Package 1 Length	6.5 cm
Package 1 Weight	97.0 g
Unit Type of Package 2	S01
Number of Units in Package 2	30
Package 2 Height	15.0 cm

Package 2 Width	15.0 cm
-----------------	---------

Package 2 Length	40.0 cm
------------------	---------

Package 2 Weight	3.2 kg
------------------	--------

Logistical informations

Country of origin	MX
-------------------	----

Contractual warranty

Warranty	18 months
----------	-----------

Environmental Data

Schneider Electric aims to achieve Net Zero status by 2050 through supply chain partnerships, lower impact materials, and circularity via our ongoing “Use Better, Use Longer, Use Again” campaign to extend product lifetimes and recyclability.

[Environmental Data explained >](#)

[How we assess product sustainability >](#)

Environmental footprint

Total lifecycle Carbon footprint 1054

Environmental Disclosure [Product Environmental Profile](#)

Use Better

Materials and Substances

Packaging made with recycled cardboard Yes

Packaging without single use plastic Yes

[EU RoHS Directive](#) Pro-active compliance (Product out of EU RoHS legal scope)

SCIP Number 134201bc-d293-4667-9cca-10a7f11729e0

REACH Regulation [REACH Declaration](#)

Use Again

Repack and remanufacture

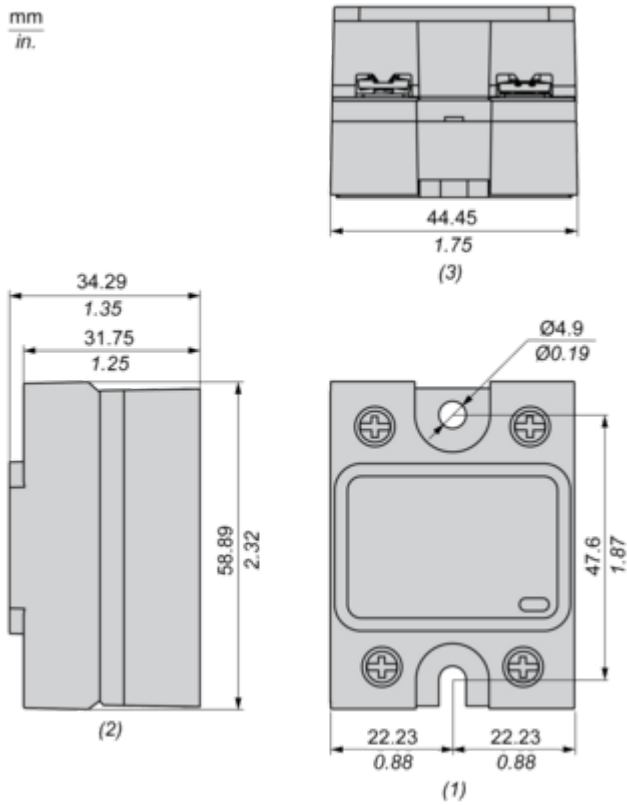
End of life manual availability [End of Life Information](#)

Take-back No

Dimensions Drawings

Dimensions

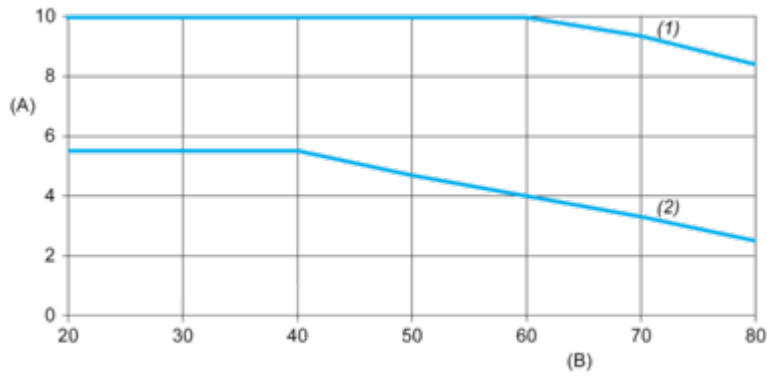
mm
in.



- (1) Front view
- (2) Side view
- (3) Bottom view

Performance Curves

Derating Curves



- A : Load Current (Arms)
- B : Ambient Temperature (°C)
- (1) For Heatsink SSRHP25
- (2) No Heatsink

Technical Illustration

Dimensions

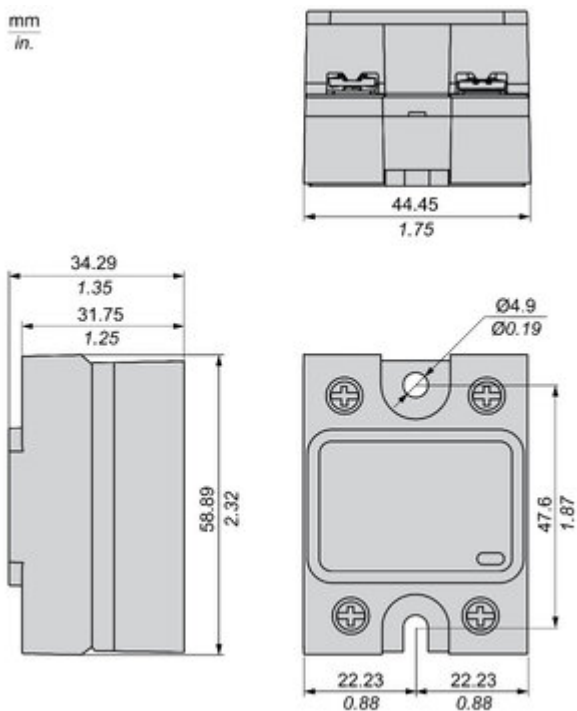




Image of product / Alternate images

Alternative








Image of product in real life situation

