

Product datasheet

Specifications



Control station, plastic, dark grey lid, 2 flush push buttons Ø22, marked START STOP, 1 NO + 1 NC

Local distributor code:

237262129

XALD215

EAN Code: 3389110114287

Main

Range of product	Harmony XALD
Product or component type	Complete control station
Device short name	XALD
Product destination	For XB5 Ø 22 mm control and signalling units
Control station application	Start-Stop function
Colour of base of enclosure	Light grey (RAL 7035)
Colour of cover	Dark grey (RAL 7016)
Material	Polycarbonate
Operator profile	2 flush push-buttons
Operators description	Green "START" 1 NO - red "STOP" 1 NC
Control station composition	1 flush push-button, green 1 NO START marking 1 flush push-button, red 1 NC STOP marking
Marking location	Marking on push-button
Contact operation	Slow-break

Complementary

Cable entry	2 knock-outs for cable entry, clamping capacity: 14 mm 2 knock-outs for Pg 13 cable gland and ISO M20, clamping capacity: 12 mm
Net weight	0.233 kg
Resistance to high pressure washer	7000000 Pa at 55 °C, distance : 0.1 m
Number of command positions	2
Number of indicator lights	0
Colour of marking	White marking when green, red or black caps Black marking when white caps
Number of push buttons	2
Positive opening	With conforming to IEC 60947-5-1 appendix K
Operating travel	1.5 mm (NC changing electrical state) 2.6 mm (NO changing electrical state) 4.3 mm (total travel)
Operating force	3.5 N NC changing electrical state 3.8 N NO changing electrical state
Mechanical durability	10000000 cycles
Number of selector switches	0

Connections - terminals	Screw clamp terminals, $\leq 2 \times 1.5 \text{ mm}^2$ with cable end conforming to IEC 60947-1 Screw clamp terminals, $>= 1 \times 0.22 \text{ mm}^2$ without cable end conforming to IEC 60947-1
Tightening torque	0.8...1.2 N.m conforming to IEC 60947-1
Number of key switches	0
Shape of screw head	Cross compatible with Philips no 1 screwdriver Cross compatible with pozidriv No 1 screwdriver Slotted compatible with flat $\varnothing 4 \text{ mm}$ screwdriver Slotted compatible with flat $\varnothing 5.5 \text{ mm}$ screwdriver
Contacts material	Silver alloy (Ag/Ni)
Short-circuit protection	10 A cartridge fuse type gG conforming to IEC 60947-5-1
[I_{th}] conventional free air thermal current	10 A conforming to IEC 60947-5-1
[U_i] rated insulation voltage	600 V (pollution degree 3) conforming to IEC 60947-1
Number of mushroom-shaped push-buttons	0
[U_{imp}] rated impulse withstand voltage	6 kV conforming to IEC 60947-1
[I_e] rated operational current	6 A at 120 V, AC-15, A600 conforming to IEC 60947-5-1 3 A at 240 V, AC-15, A600 conforming to IEC 60947-5-1 1.2 A at 600 V, AC-15, A600 conforming to IEC 60947-5-1 0.55 A at 125 V, DC-13, Q600 conforming to IEC 60947-5-1 0.27 A at 250 V, DC-13, Q600 conforming to IEC 60947-5-1 0.1 A at 600 V, DC-13, Q600 conforming to IEC 60947-5-1
Electrical durability	1000000 cycles, AC-15, 2 A at 230 V, operating rate $<3600 \text{ cyc/h}$, load factor: 0.5 conforming to IEC 60947-5-1 appendix C 1000000 cycles, AC-15, 3 A at 120 V, operating rate $<3600 \text{ cyc/h}$, load factor: 0.5 conforming to IEC 60947-5-1 appendix C 1000000 cycles, AC-15, 4 A at 24 V, operating rate $<3600 \text{ cyc/h}$, load factor: 0.5 conforming to IEC 60947-5-1 appendix C 1000000 cycles, DC-13, 0.2 A at 110 V, operating rate $<3600 \text{ cyc/h}$, load factor: 0.5 conforming to IEC 60947-5-1 appendix C 1000000 cycles, DC-13, 0.5 A at 24 V, operating rate $<3600 \text{ cyc/h}$, load factor: 0.5 conforming to IEC 60947-5-1 appendix C
Electrical reliability	$\Lambda < 10\text{exp}(-6)$ at 5 V, 1 mA conforming to IEC 60947-5-4 $\Lambda < 10\text{exp}(-8)$ at 17 V, 5 mA conforming to IEC 60947-5-4
Number of contacts as normally closed contact	1
Number of contacts as normally open contact	1
Number of contacts as change-over contact	0
Environment	
Protective treatment	TH
Ambient air temperature for storage	-40...70 °C
Ambient air temperature for operation	-40...70 °C
Overvoltage category	Class II conforming to IEC 60536
IP degree of protection	IP66 conforming to IEC 60529 IP67 IP69 IP69K
NEMA degree of protection	NEMA 13 NEMA 4X
IK degree of protection	IK03 conforming to IEC 62262

Standards	IEC 60947-5-5 IEC 60947-5-4 IEC 60947-1 CSA C22.2 No 14 UL 508 IEC 60947-5-1 JIS C8201-5-1 JIS C8201-1
Vibration resistance	5 gn (f= 12...500 Hz) conforming to IEC 60068-2-6
Shock resistance	30 gn (duration = 18 ms) for half sine wave acceleration conforming to IEC 60068-2-27 50 gn (duration = 11 ms) for half sine wave acceleration conforming to IEC 60068-2-27

Packing Units

Unit Type of Package 1	PCE
Number of Units in Package 1	1
Package 1 Height	9.800 cm
Package 1 Width	7.000 cm
Package 1 Length	11.000 cm
Package 1 Weight	224.000 g
Unit Type of Package 2	S03
Number of Units in Package 2	25
Package 2 Height	30.000 cm
Package 2 Width	30.000 cm
Package 2 Length	40.000 cm
Package 2 Weight	6.106 kg

Logistical informations

Country of origin	FR
--------------------------	----

Contractual warranty

Warranty	18 months
-----------------	-----------



Environmental Data

Schneider Electric aims to achieve Net Zero status by 2050 through supply chain partnerships, lower impact materials, and circularity via our ongoing “Use Better, Use Longer, Use Again” campaign to extend product lifetimes and recyclability.

[Environmental Data explained >](#)

[How we assess product sustainability >](#)

Environmental footprint

Total lifecycle Carbon footprint 2

Environmental Disclosure [Product Environmental Profile](#)

Use Better

Materials and Substances

Packaging made with recycled cardboard Yes

Packaging without single use plastic Yes

[EU RoHS Directive](#) Pro-active compliance (Product out of EU RoHS legal scope)


REACH Regulation [REACH Declaration](#)

Use Again

Repack and remanufacture

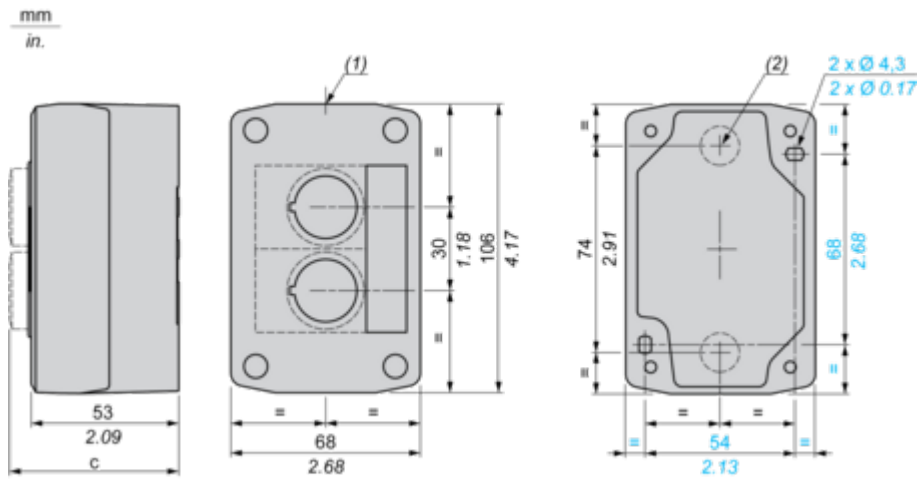
End of life manual availability [End of Life Information](#)

Take-back No

WEEE Label  The product must be disposed on European Union markets following specific waste collection and never end up in rubbish bins

Dimensions Drawings

Dimensions



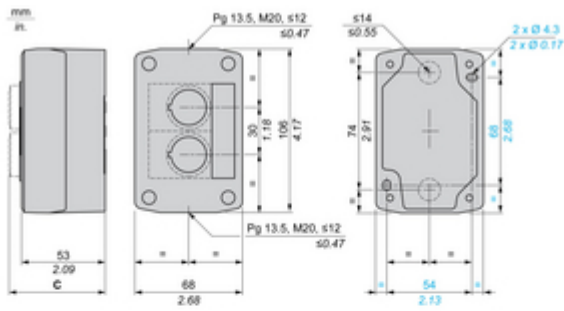
(1) 2 knock-outs for Pg 13.5 cable gland, maximum capacity 12 mm/0.47 in.

(2) Knock-out for cable entry, maximum capacity 14 mm/0.55 in.

Control station fitted with:	c in mm	c in in.
Flush pushbutton	62	2.44
Pilot light	64	2.52
Illuminated pushbutton	65.5	2.58
Projecting pushbutton	66	2.60
Selector switch	80	3.15
Mushroom head pushbutton	91.5	3.58
Latching mushroom head Emergency stop pushbutton with key	115	4.53
Key switch	105.5	4.15

Technical Illustration

Dimensions



C	mm	in.
ZBSAA*, ZBSAH0*	62	2.44
ZBSAV*	64	2.52
ZBSAW3*	65.5	2.58
ZBSAL*, ZBSAW1*, ZBSAH*, ZBSAH*3	66	2.6
ZBSAD*, ZBSAK*	80	3.15
ZBSAS1*, ZBSAT*, ZBSAC*, ZBSAR*, ZBSAW4*, ZBSAW5*, ZBSAS4*, ZBSAS5*, ZBSAS6*	91.5	3.58
ZBSAS9*, ZBSAS1*, ZBSAS7*	115	4.53
ZBSAG*	105.5	4.15

Offer Marketing Illustration

Product benefits / Features

Features Harmony XALD



 Full compatibility with the Ø 22 mm plastic push buttons, switches and pilot lights of the Harmony XB5 range

 Possibility to add up to 3 NO or NC contact blocks per operating head

 Complete, ready-to-install stations with 1 to 3 buttons for the most common functions

 Polycarbonate pre-drilled control stations

 Modular system and simple to cable universal range

Offer Marketing Illustration

Product benefits / Features

Technical Benefits

Harmony XALD



Image of product / Alternate images

Alternative





