

Product datasheet

Specifications



yellow station - 1 red mushroom head pushbutton Ø40 turn to release 1NO+1NC

Local distributor code:

388805820

XALK178E

EAN Code: 3389110113662

Main

Range of product	Harmony XALK
Product or component type	Complete control station
Device short name	XALK
Product destination	For XB5 Ø 22 mm control and signalling units
Control station application	Emergency switching off function Emergency stop function
Colour of base of enclosure	Light grey (RAL 7035)
Colour of cover	Yellow (RAL 1021)
Material	Polycarbonate
Operator profile	1 mushroom head push-button
Operators description	Red unmarked 1 NO + 1 NC
Reset	Turn to release
Control station composition	1 mushroom head Ø 40 mm push-button, red 1 NO + 1 NC unmarked marking
Contact operation	Slow-break

Complementary

Cable entry	1 knock-out for cable entry 0...14 mm 2 knock-outs for Pg 13 cable gland and ISO M20 0...12 mm
Net weight	0.194 kg
Resistance to high pressure washer	7000000 Pa at 55 °C, distance : 0.1 m
Number of command positions	1
Number of indicator lights	0
Number of push buttons	0
Positive opening	With conforming to IEC 60947-5-1 appendix K
Operating travel	1.5 mm (NC changing electrical state) 2.6 mm (NO changing electrical state) 4.3 mm (total travel)
Operating force	44 N NC + NO changing electrical state
Number of selector switches	0
Mechanical durability	300000 cycles
Connections - terminals	Screw clamp terminals, <= 2 x 1.5 mm ² with cable end conforming to IEC 60947-1 Screw clamp terminals, >= 1 x 0.22 mm ² without cable end conforming to IEC 60947-1
Number of key switches	0

Tightening torque	0.8...1.2 N.m conforming to IEC 60947-1
Shape of screw head	Cross compatible with Philips no 1 screwdriver Cross compatible with pozidriv No 1 screwdriver Slotted compatible with flat Ø 4 mm screwdriver Slotted compatible with flat Ø 5.5 mm screwdriver
Contacts material	Silver alloy (Ag/Ni)
Short-circuit protection	10 A cartridge fuse type gG conforming to IEC 60947-5-1
[Ith] conventional free air thermal current	10 A conforming to IEC 60947-5-1
Number of mushroom-shaped push-buttons	1
[Ui] rated insulation voltage	600 V (pollution degree 3) conforming to IEC 60947-1
[Uimp] rated impulse withstand voltage	6 kV conforming to IEC 60947-1
[Ie] rated operational current	3 A at 240 V, AC-15, A600 conforming to IEC 60947-5-1 6 A at 120 V, AC-15, A600 conforming to IEC 60947-5-1 0.1 A at 600 V, DC-13, Q600 conforming to IEC 60947-5-1 0.27 A at 250 V, DC-13, Q600 conforming to IEC 60947-5-1 0.55 A at 125 V, DC-13, Q600 conforming to IEC 60947-5-1 1.2 A at 600 V, AC-15, A600 conforming to IEC 60947-5-1
Electrical durability	1000000 cycles, AC-15, 2 A at 230 V, operating rate <3600 cyc/h, load factor: 0.5 conforming to IEC 60947-5-1 appendix C 1000000 cycles, AC-15, 3 A at 120 V, operating rate <3600 cyc/h, load factor: 0.5 conforming to IEC 60947-5-1 appendix C 1000000 cycles, AC-15, 4 A at 24 V, operating rate <3600 cyc/h, load factor: 0.5 conforming to IEC 60947-5-1 appendix C 1000000 cycles, DC-13, 0.2 A at 110 V, operating rate <3600 cyc/h, load factor: 0.5 conforming to IEC 60947-5-1 appendix C 1000000 cycles, DC-13, 0.5 A at 24 V, operating rate <3600 cyc/h, load factor: 0.5 conforming to IEC 60947-5-1 appendix C
Electrical reliability	$\Lambda < 10\text{exp}(-6)$ at 5 V, 1 mA conforming to IEC 60947-5-4 $\Lambda < 10\text{exp}(-8)$ at 17 V, 5 mA conforming to IEC 60947-5-4
Number of contacts as normally closed contact	0
Number of contacts as normally open contact	0
Number of contacts as change-over contact	0
colour of cover	Yellow

Environment

Protective treatment	TH
Ambient air temperature for storage	-40...70 °C
Ambient air temperature for operation	-40...70 °C
Overvoltage category	Class II conforming to IEC 60536
IP degree of protection	IP66 conforming to IEC 60529 IP67 IP69 IP69K
NEMA degree of protection	NEMA 13 NEMA 4X
IK degree of protection	IK03 conforming to IEC 62262

Standards	IEC 60947-5-4 CSA C22.2 No 14 UL 508 IEC 60947-5-5 ISO 13850 IEC 60947-5-1 JIS C 4520 IEC 60364-5-53 IEC 60947-1 IEC 60204-1
Vibration resistance	5 gn (f= 12...500 Hz) conforming to IEC 60068-2-6
Shock resistance	30 gn (duration = 18 ms) for half sine wave acceleration conforming to IEC 60068-2-27 50 gn (duration = 11 ms) for half sine wave acceleration conforming to IEC 60068-2-27

Packing Units

Unit Type of Package 1	PCE
Number of Units in Package 1	1
Package 1 Height	9.700 cm
Package 1 Width	7.000 cm
Package 1 Length	7.000 cm
Package 1 Weight	170.000 g
Unit Type of Package 2	S03
Number of Units in Package 2	40
Package 2 Height	30.000 cm
Package 2 Width	30.000 cm
Package 2 Length	40.000 cm
Package 2 Weight	7.180 kg
Unit Type of Package 3	P06
Number of Units in Package 3	320
Package 3 Height	75.000 cm
Package 3 Width	60.000 cm
Package 3 Length	80.000 cm
Package 3 Weight	67.644 kg

Logistical informations

Country of origin	CZ
--------------------------	----

Contractual warranty

Warranty	18 months
-----------------	-----------



Environmental Data

Schneider Electric aims to achieve Net Zero status by 2050 through supply chain partnerships, lower impact materials, and circularity via our ongoing “Use Better, Use Longer, Use Again” campaign to extend product lifetimes and recyclability.

[Environmental Data explained >](#)

[How we assess product sustainability >](#)

Environmental footprint

Total lifecycle Carbon footprint 1

Environmental Disclosure [Product Environmental Profile](#)

Use Better

Materials and Substances

Packaging made with recycled cardboard No

Packaging without single use plastic No

[EU RoHS Directive](#) Pro-active compliance (Product out of EU RoHS legal scope)


REACH Regulation [REACH Declaration](#)

Use Again

Repack and remanufacture

End of life manual availability [End of Life Information](#)

Take-back No

WEEE Label  The product must be disposed on European Union markets following specific waste collection and never end up in rubbish bins

Dimensions Drawings

Dimensions

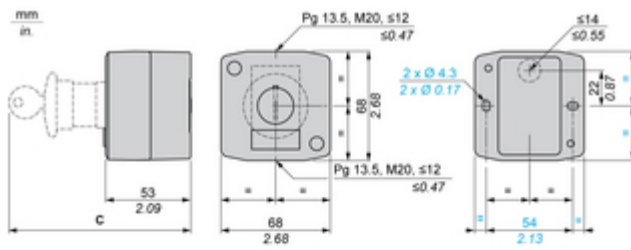



- (1) 2 knock-outs for Pg 13.5 cable gland, maximum capacity 12 mm/0.47 in.
- (2) Knock-out for cable entry, maximum capacity 14 mm/0.55 in.

Control station fitted with:	c in mm	c in in.
Flush pushbutton	62	2.44
Pilot light	64	2.52
Illuminated pushbutton	65.5	2.58
Projecting pushbutton	66	2.60
Selector switch	80	3.15
Mushroom head pushbutton	91.5	3.58
Latching mushroom head Emergency stop pushbutton with key	115	4.53
Key switch	105.5	4.15

Technical Illustration

Dimensions



C	mm	in.
 ZB5AA●, ZB5AH0●	62	2.44
 ZB5AV●	64	2.52
 ZB5AW3●	65.5	2.58
 ZB5AL●, ZB5AW1●, ZB5AH●, ZB5AH●3	66	2.6
 ZB5AD●, ZB5AK●	80	3.15
 ZB5A56●, ZB5AT●, ZB5AC●, ZB5AR●, ZB5AW4●, ZB5AW6●, ZB5A54●, ZB5A55●, ZB5A56●	91.5	3.58
 ZB5A59●, ZB5AS1●, ZB5AS7●	115	4.53
 ZB5AG●	105.5	4.15

Offer Marketing Illustration

Product benefits / Features

Features Harmony XALK



Complete stations for emergency stop function with a single mushroom head non-illuminated or illuminated function from XB5 range



Possibility to add up to 3 NO or NC contact blocks per operating head





Complete, ready-to-install stations with 1 to 3 buttons for the most common functions



Polycarbonate pre-drilled control stations



Modular system and simple to cable universal range

Offer Marketing Illustration

Product benefits / Features

Technical Benefits

Harmony XALK




Image of product / Alternate images

Alternative



