


Product datasheet

Specifications



Pilot light, Harmony XB4, metal, protected LED light, orange, 22mm, with plain lens, universal LED, 400V

Local distributor code:

393523388

XB4BV5B5

Important message: A change in appearance may be noted on the product but does not affect its use in terms of function and safety. This makes it compatible with our Universal LED blocks
EAN Code: 3389119039512

Main

Range of product	Harmony XB4
Product or component type	Pilot light
Device short name	XB4
Bezel material	Chromium plated metal
Fixing collar material	Zamak
Head type	Standard
Mounting diameter	22.5 mm
Sale per indivisible quantity	1
Shape of signaling unit head	Round
Cap/operator or lens colour	Orange
Operator additional information	With plain lens
Light source	Universal LED
Bulb base	Integral LED
Light block supply	Via transformer 1.2 VA 24 V
Light source colour	Orange
[Us] rated supply voltage	400 V AC at 50 Hz

Complementary

CAD overall width	40 mm
CAD overall height	47 mm
CAD overall depth	90 mm
Net weight	0.172 kg
Resistance to high pressure washer	7000000 Pa at 55 °C, distance : 0.1 m
Connections - terminals	Screw clamp terminals, $\leq 2 \times 1.5 \text{ mm}^2$ with cable end conforming to IEC 60947-1 Screw clamp terminals, $1 \times 0.22 \dots 2 \times 2.5 \text{ mm}^2$ without cable end conforming to IEC 60947-1
[Ui] rated insulation voltage	600 V (pollution degree 3) conforming to IEC 60947-1
Signalling type	Steady
Service life	100000 h at rated voltage and 25 °C
Surge withstand	1 kV conforming to IEC 61000-4-5
Device presentation	Complete product

Supply voltage limits	407...423 V AC
-----------------------	----------------

Environment

Protective treatment	TH
----------------------	----

Ambient air temperature for storage	-40...70 °C
-------------------------------------	-------------

Ambient air temperature for operation	-40...55 °C
---------------------------------------	-------------

Electrical shock protection class	Class I conforming to IEC 60536
-----------------------------------	---------------------------------

IP degree of protection	IP66 conforming to IEC 60529 IP67 IP69 IP69K
-------------------------	---

NEMA degree of protection	NEMA 13 NEMA 4X
---------------------------	--------------------

IK degree of protection	IK06 conforming to IEC 50102
-------------------------	------------------------------

Standards	UL 508 IEC 60947-5-1 JIS C8201-5-1 IEC 60947-5-4 CSA C22.2 No 14 IEC 60947-1 IEC 60947-5-5 JIS C8201-1
-----------	---

Product certifications	UL listed CSA
------------------------	------------------

Vibration resistance	2 gn (f= 12...500 Hz) conforming to IEC 60068-2-6
----------------------	---

Shock resistance	15 gn (duration = 11 ms) for half sine wave acceleration conforming to IEC 60068-2-27
------------------	---

Resistance to fast transients	2 kV conforming to IEC 61000-4-4
-------------------------------	----------------------------------

Resistance to electromagnetic fields	10 V/m conforming to IEC 61000-4-3
--------------------------------------	------------------------------------

Resistance to electrostatic discharge	6 kV on contact (on metal parts) conforming to IEC 61000-4-2 8 kV in free air (in insulating parts) conforming to IEC 61000-4-2
---------------------------------------	--

Electromagnetic emission	Class B conforming to IEC 55011
--------------------------	---------------------------------

Packing Units

Unit Type of Package 1	PCE
------------------------	-----

Number of Units in Package 1	1
------------------------------	---

Package 1 Height	4.400 cm
------------------	----------

Package 1 Width	5.400 cm
-----------------	----------

Package 1 Length	12.800 cm
------------------	-----------

Package 1 Weight	176.000 g
------------------	-----------

Unit Type of Package 2	S02
------------------------	-----

Number of Units in Package 2	20
------------------------------	----

Package 2 Height	15.000 cm
------------------	-----------

Package 2 Width	30.000 cm
-----------------	-----------

Package 2 Length	40.000 cm
------------------	-----------

Package 2 Weight	3.975 kg
------------------	----------

Logistical informations

Country of origin FR

Contractual warranty

Warranty 18 months



Environmental Data

Schneider Electric aims to achieve Net Zero status by 2050 through supply chain partnerships, lower impact materials, and circularity via our ongoing “Use Better, Use Longer, Use Again” campaign to extend product lifetimes and recyclability.

[Environmental Data explained >](#)

[How we assess product sustainability >](#)

Environmental footprint

Total lifecycle Carbon footprint 2

Environmental Disclosure [Product Environmental Profile](#)

Use Better

Materials and Substances

Packaging made with recycled cardboard Yes

Packaging without single use plastic Yes

[EU RoHS Directive](#) Pro-active compliance (Product out of EU RoHS legal scope)

SCIP Number 3d14fd98-3859-4733-a5ee-a3016769973c

REACH Regulation [REACH Declaration](#)

Use Longer

Lifetime extension


Product repair index A

Use Again

Repack and remanufacture

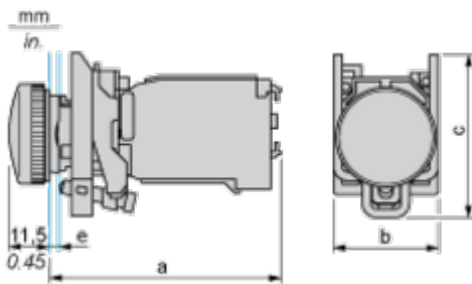
End of life manual availability [End of Life Information](#)

Take-back No

WEEE Label  The product must be disposed on European Union markets following specific waste collection and never end up in rubbish bins

Dimensions Drawings

Dimensions



e : clamping thickness: 1 to 6 mm / 0.04 to 0.24 in.

a in mm	a in in.	b in mm	b in in.	c in mm	c in in.
89.6	3.53	40	1.57	46.5	1.83

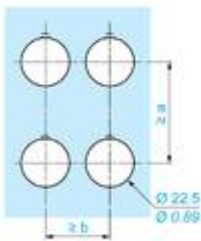
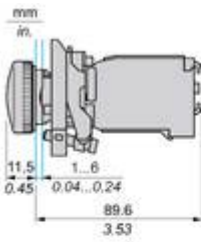
Mounting and Clearance

Panel Cut-out for Pushbuttons, Switches and Pilot Lights (Finished Holes, Ready for Installation)

Connection by Screw Clamp Terminals or Plug-in Connectors or on Printed Circuit Board	Connection by Faston Connectors
	
<p>(1) Diameter on finished panel or support (2) 40 mm min. / 1.57 in. min. (3) 30 mm min. / 1.18 in. min. (4) $\varnothing 22.5 \text{ mm} / 0.89 \text{ in. recommended } (\varnothing 22.3 \text{ mm }_0^{+0.4} / 0.88 \text{ in. }_0^{+0.016})$ (5) 45 mm min. / 1.78 in. min. (6) 32 mm min. / 1.26 in. min.</p>	

Technical Illustration

Dimensions




		a (mm)	a (in.)	b (mm)	b (in.)
		40	1.57	30	1.18
ZBE.....	ZBV.....				
		45	1.77	32	1.26
ZBE.....3	ZBV.....3				
		40	1.57	30	1.18
ZBE.....4	ZBV.....4				
		50	1.97	30	1.18
ZBE.....5	ZBV.....5				
		40	1.57	30	1.18
ZBE.....9	ZBV.....9				
		40	1.57	30	1.18
ZBRT..	ZBRV1				

Offer Marketing Illustration


Product benefits / Features

Features


Harmony XB4/XB5 Illuminated functions




NEW universal LED
Block for all colors





Simple stock
management




Simple stock
management



Improved installation
time and easy
selection






Improved color
intensity and
brightness

Offer Marketing Illustration

Product benefits / Features

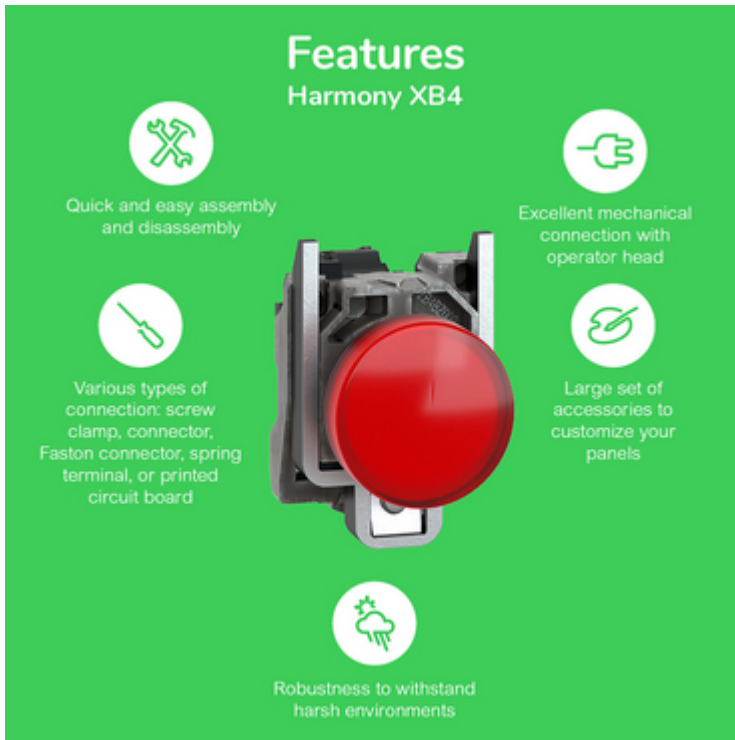
Technical Benefits

Harmony XB4



Offer Marketing Illustration

Product benefits / Features



The infographic features a central image of a red Schneider XB4 circuit breaker. It is surrounded by five circular icons, each with a corresponding text block describing a feature. The background is a solid green color.

Features Harmony XB4

- Quick and easy assembly and disassembly** (Icon: crossed wrench and screwdriver)
- Excellent mechanical connection with operator head** (Icon: hand holding a plug)
- Large set of accessories to customize your panels** (Icon: plug with a slash)
- Robustness to withstand harsh environments** (Icon: lightning bolt and rain cloud)
- Various types of connection: screw clamp, connector, Faston connector, spring terminal, or printed circuit board** (Icon: screwdriver)

Image of product / Alternate images

Alternative



