

# Product datasheet

Specifications



## Harmony XB4 - ATEX D, Pilot light, metal, red, Ø22, plain lens with integral LED, 24 V AC/DC, ATEX

Local distributor code:

389858494

XB4BVB4EX

EAN Code: 3389118030930

### Main

Range of product	Harmony XB4
Product or component type	Complete pilot light
Device short name	XB4
Bezel material	Chromium plated metal
Fixing collar material	Zamak
Head type	Standard
Mounting diameter	22 mm
Sale per indivisible quantity	1
Dust zone	Zone 21 - 22
Operator additional information	With plain lens

### Complementary

Resistance to high pressure washer	7000000 Pa at 55 °C, distance : 0.1 m
Device mounting	Fixing hole - diameter: 22.5 mm 22.3 +0.4/0
Fixing center	>= 30 x 40 mm (support panel)
Embedding depth	43 mm
Marking	Ex tb IIIC
Shape of signaling unit head	Round
Cap/operator or lens colour	Red
Connections - terminals	Screw clamp terminals, <= 2 x 1.5 mm <sup>2</sup> with cable end conforming to IEC 60947-1 Screw clamp terminals, 1 x 0.22...2 x 2.5 mm <sup>2</sup> without cable end conforming to IEC 60947-1
[Ui] rated insulation voltage	250 V (pollution degree 3) conforming to IEC 60947-1
[Uimp] rated impulse withstand voltage	4 kV conforming to IEC 60947-1
Signalling type	Steady
Light source	Integral LED
Light source colour	Red
[Us] rated supply voltage	24 V AC/DC 50/60 Hz
Supply voltage limits	19.2...30 V DC 21.6...26.4 V AC
Current consumption	18 mA
Service life	100000 h at rated voltage and 25 °C

---

Surge withstand	1 kV conforming to IEC 61000-4-5
-----------------	----------------------------------

## Environment

---

Protective treatment	TH
----------------------	----

---

Ambient air temperature for storage	-40...70 °C
-------------------------------------	-------------

---

Ambient air temperature for operation	-20...60 °C
---------------------------------------	-------------

---

Overvoltage category	I conforming to IEC 60536
----------------------	---------------------------

---

IP degree of protection	IP65 conforming to IEC 60529
-------------------------	------------------------------

---

NEMA degree of protection	NEMA 13 NEMA 4X
---------------------------	--------------------

---

IK degree of protection	IK05 conforming to IEC 50102
-------------------------	------------------------------

---

Standards	IEC 60079-0:2009 EN 60079-31:2009 IEC 61000-6-2 IEC 60079-0:2007 IEC 60079-31:2008
-----------	--

---

Directives	94/9/EC - ATEX directive
------------	--------------------------

---

Product certifications	INERIS 04ATEX9004U
------------------------	--------------------

---

Vibration resistance	5 gn (f= 12...500 Hz) conforming to IEC 60068-2-6
----------------------	---

---

Shock resistance	30 gn (duration = 18 ms) for half sine wave acceleration conforming to IEC 60068-2-27 50 gn (duration = 11 ms) for half sine wave acceleration conforming to IEC 60068-2-27
------------------	--

---

Resistance to fast transients	2 kV conforming to IEC 61000-4-4
-------------------------------	----------------------------------

---

Resistance to electromagnetic fields	10 V/m conforming to IEC 61000-4-3
--------------------------------------	------------------------------------

---

Resistance to electrostatic discharge	6 kV on contact (on metal parts) conforming to IEC 61000-4-2 8 kV in free air (in insulating parts) conforming to IEC 61000-4-2
---------------------------------------	--

---

Electromagnetic emission	Class B conforming to IEC 55011
--------------------------	---------------------------------

## Packing Units

---

Unit Type of Package 1	PCE
------------------------	-----

---

Number of Units in Package 1	1
------------------------------	---

---

Package 1 Height	3.000 cm
------------------	----------

---

Package 1 Width	15.800 cm
-----------------	-----------

---

Package 1 Length	23.000 cm
------------------	-----------

---

Package 1 Weight	92.000 g
------------------	----------

---

Unit Type of Package 2	S01
------------------------	-----

---

Number of Units in Package 2	10
------------------------------	----

---

Package 2 Height	15.000 cm
------------------	-----------

---

Package 2 Width	15.000 cm
-----------------	-----------

---

Package 2 Length	40.000 cm
------------------	-----------

---

Package 2 Weight	1.096 kg
------------------	----------

## Logistical informations

---

Country of origin	FR
-------------------	----

# Contractual warranty

---

Warranty

18 months



## Environmental Data

Schneider Electric aims to achieve Net Zero status by 2050 through supply chain partnerships, lower impact materials, and circularity via our ongoing “Use Better, Use Longer, Use Again” campaign to extend product lifetimes and recyclability.

[Environmental Data explained >](#)

[How we assess product sustainability >](#)

### Environmental footprint

Total lifecycle Carbon footprint 1

Environmental Disclosure [Product Environmental Profile](#)

## Use Better

### Materials and Substances

Packaging made with recycled cardboard No

Packaging without single use plastic No

[EU RoHS Directive](#) Pro-active compliance (Product out of EU RoHS legal scope)

SCIP Number 3d14fd98-3859-4733-a5ee-a3016769973c

REACH Regulation [REACH Declaration](#)

## Use Longer

### Lifetime extension

Product repair index A

## Use Again

### Repack and remanufacture

End of life manual availability [End of Life Information](#)

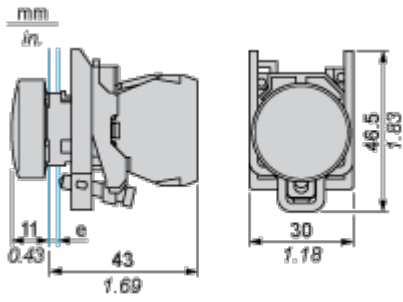
Take-back No

WEEE Label  The product must be disposed on European Union markets following specific waste collection and never end up in rubbish bins

Dimensions Drawings

Pilot Light

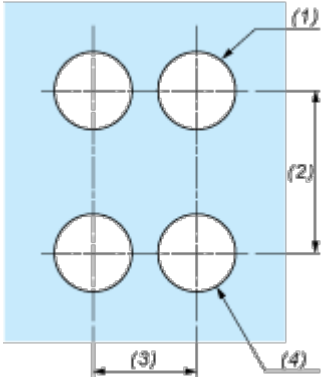
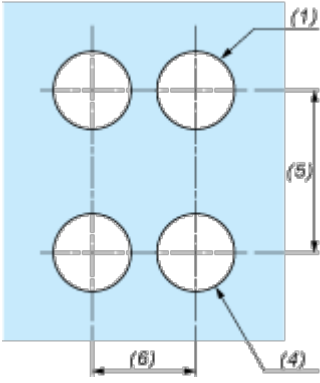
---



e : support thickness: 1 to 6 mm / 0.04 to 0.24 in.

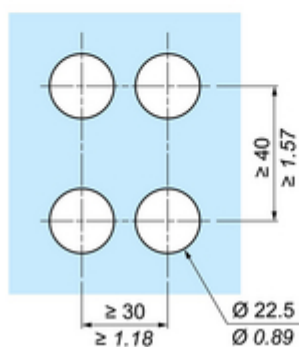
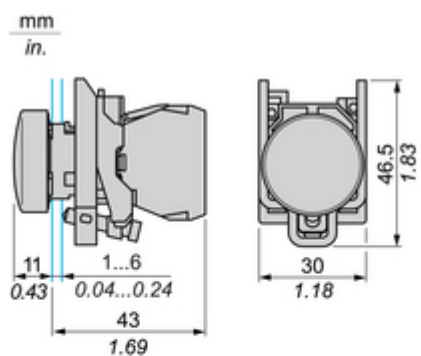
Mounting and Clearance

**Panel Cut-out for Pushbuttons, Switches and Pilot Lights (Finished Holes, Ready for Installation)**

Connection by Screw Clamp Terminals or Plug-in Connectors or on Printed Circuit Board	Connection by Faston Connectors
	
<p>(1) Diameter on finished panel or support</p> <p>(2) 40 mm min. / 1.57 in. min.</p> <p>(3) 30 mm min. / 1.18 in. min.</p> <p>(4) <math>\varnothing 22.5 \text{ mm} / 0.89 \text{ in. recommended } (\varnothing 22.3 \text{ mm }_0^{+0.4} / 0.88 \text{ in. }_0^{+0.016})</math></p> <p>(5) 45 mm min. / 1.78 in. min.</p> <p>(6) 32 mm min. / 1.26 in. min.</p>	

Technical Illustration

Dimensions



Offer Marketing Illustration

Product benefits / Features

---

## Technical Benefits

### Harmony XB4



Image of product / Alternate images

Alternative

---

