

Product datasheet

Specifications



Pilot light, Harmony XB5, grey plastic, red flush mounted, 30mm, universal LED, plain lens, 110...120V AC

Local distributor code:

407813926

XB5FVG4

Important message: A change in appearance may be noted on the product but does not affect its use in terms of function and safety. This makes it compatible with our Universal LED blocks
EAN Code: 3606481360922

Main

| | |
|---------------------------------|----------------------------|
| Range of product | Harmony XB5 |
| Product or component type | Pilot light |
| Device short name | XB5F |
| Bezel material | Dark grey plastic |
| Fixing collar material | Plastic |
| Head type | Built-in-flush |
| Mounting diameter | 30.5 mm |
| Sale per indivisible quantity | 1 |
| Shape of signaling unit head | Round |
| Cap/operator or lens colour | Red |
| Operator additional information | With plain lens |
| Light source | Universal LED |
| Bulb base | Integral LED |
| Light source colour | Red |
| [Us] rated supply voltage | 110...120 V AC at 50/60 Hz |
| Device presentation | Complete product |

Complementary

| | |
|--|--|
| Height | 42 mm |
| Width | 36.6 mm |
| Depth | 55 mm |
| Terminals description ISO n°1 | (X1-X2)PL |
| Net weight | 0.038 kg |
| Resistance to high pressure washer | 7000000 Pa at 55 °C, distance : 0.1 m |
| Connections - terminals | Screw clamp terminals, $\leq 2 \times 1.5 \text{ mm}^2$ with cable end conforming to IEC 60947-1 Screw clamp terminals, $1 \times 0.22...2 \times 2.5 \text{ mm}^2$ without cable end conforming to IEC 60947-1 |
| [Ui] rated insulation voltage | 250 V (pollution degree 3) conforming to IEC 60947-1 |
| [Uimp] rated impulse withstand voltage | 4 kV conforming to IEC 60947-1 |
| Signalling type | Steady |

| | |
|------------------------------|-------------------------------------|
| GCR BRIDGE | XB5FVCUST01 |
| Compatibility code | XB5 |
| Supply voltage limits | 100...132 V AC |
| Current consumption | 14 mA |
| Service life | 100000 h at rated voltage and 25 °C |
| Surge withstand | 1 kV conforming to IEC 61000-4-5 |

Environment

| | |
|--|--|
| Protective treatment | TH |
| Ambient air temperature for storage | -40...70 °C |
| Ambient air temperature for operation | -40...70 °C |
| Overvoltage category | Class II conforming to IEC 60536 |
| IP degree of protection | IP66 conforming to IEC 60529 IP67 conforming to IEC 60529 IP69 conforming to IEC 60529 IP69K conforming to ISO 20653 |
| NEMA degree of protection | NEMA 13 NEMA 4X |
| IK degree of protection | IK03 conforming to IEC 50102 |
| Standards | JIS C8201-5-1 CSA C22.2 No 14 UL 508 IEC 60947-1 IEC 60947-5-4 IEC 60947-5-1 JIS C8201-1 ISO 21702 ISO 22196:2011 |
| Product certifications | UL listed CSA |
| Vibration resistance | 5 gn (f= 12...500 Hz) conforming to IEC 60068-2-6 |
| Shock resistance | 50 gn (duration = 18 ms) for half sine wave acceleration conforming to IEC 60068-2-27 30 gn (duration = 11 ms) for half sine wave acceleration conforming to IEC 60068-2-27 |
| Resistance to fast transients | 2 kV conforming to IEC 61000-4-4 |
| Resistance to electromagnetic fields | 10 V/m conforming to IEC 61000-4-3 |
| Electromagnetic compatibility | Electrostatic discharge - test level: 6 kV (on contact (on metal parts)) conforming to IEC 61000-4-2 Electrostatic discharge - test level: 8 kV (in free air (in insulating parts)) conforming to IEC 61000-4-2 Electromagnetic emission class B conforming to IEC 55011 |
| Resistance to electrostatic discharge | 6 kV on contact (on metal parts) conforming to IEC 61000-4-2 8 kV in free air (in insulating parts) conforming to IEC 61000-4-2 |
| Electromagnetic emission | Class B conforming to IEC 55011 |

Packing Units

| | |
|-------------------------------------|----------|
| Unit Type of Package 1 | PCE |
| Number of Units in Package 1 | 1 |
| Package 1 Height | 8.600 cm |
| Package 1 Width | 5.200 cm |

| | |
|------------------|----------|
| Package 1 Length | 4.300 cm |
|------------------|----------|

| | |
|------------------|----------|
| Package 1 Weight | 42.000 g |
|------------------|----------|

Logistical informations

| | |
|-------------------|----|
| Country of origin | FR |
|-------------------|----|

Contractual warranty

| | |
|----------|-----------|
| Warranty | 18 months |
|----------|-----------|



Environmental Data

Schneider Electric aims to achieve Net Zero status by 2050 through supply chain partnerships, lower impact materials, and circularity via our ongoing “Use Better, Use Longer, Use Again” campaign to extend product lifetimes and recyclability.

[Environmental Data explained >](#)

[How we assess product sustainability >](#)

Environmental footprint

Total lifecycle Carbon footprint 2

Environmental Disclosure [Product Environmental Profile](#)

Use Better

Materials and Substances

Packaging made with recycled cardboard Yes

Packaging without single use plastic Yes

[EU RoHS Directive](#) Pro-active compliance (Product out of EU RoHS legal scope)

SCIP Number 3d14fd98-3859-4733-a5ee-a3016769973c

REACH Regulation [REACH Declaration](#)

Use Longer

Lifetime extension

Product repair index A

Use Again

Repack and remanufacture

Recyclability potential, in % 22

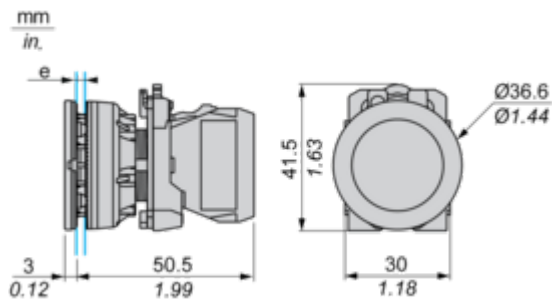
End of life manual availability [End of Life Information](#)

Take-back No

WEEE Label  The product must be disposed on European Union markets following specific waste collection and never end up in rubbish bins

Dimensions Drawings

Dimensions

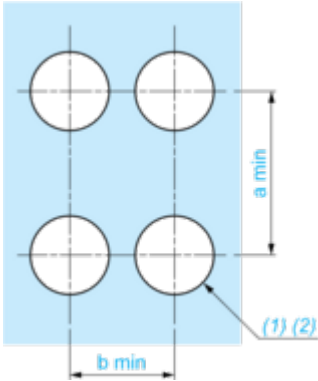


e: Clamping thickness: 1 to 6 mm / 0.04 to 0.24 in.

Mounting and Clearance

Panel Cut-out for Pushbuttons, Switches and Pilot Lights (Finished Holes, Ready for Installation)

Connection by Screw Clamp Terminals or Plug-in Connectors



(1) Diameter on finished panel or support

(2) $\varnothing 30.75$ mm recommended ($\varnothing 30.5 \begin{smallmatrix} +0.5 \\ 0 \end{smallmatrix}$) / $\varnothing 1.21$ in. recommended ($\varnothing 1.20$ in. $\begin{smallmatrix} +0.0196 \\ 0 \end{smallmatrix}$)

| Connections | a in mm | a in in. | b in mm | b in in. |
|---|---------|----------|---------|----------|
| By screw clamp terminals or plug-in connector | 40 | 1.57 | 40 | 1.57 |
| By Faston connectors | 45 | 1.77 | 40 | 1.57 |

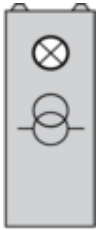
Technical Description

Electrical Composition Corresponding to Codes P1, P3, PF1, PR1 and PF2

Light block



Electrical Composition Corresponding to Code P4



Legend

Single contact



Double contact



Light block

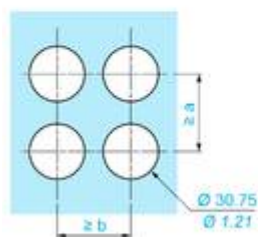
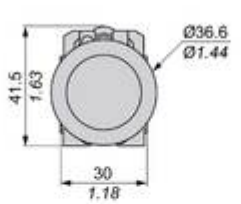
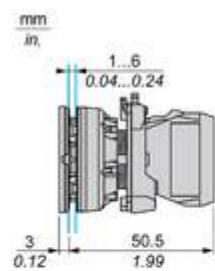


Possible location



Technical Illustration

Dimensions



| | | a (mm) | a (in.) | b (mm) | b (in.) |
|-----------|-----------|--------|---------|--------|---------|
| | | 40 | 1.57 | 40 | 1.57 |
| ZBE..... | ZBV..... | | | | |
| | | 45 | 1.77 | 40 | 1.57 |
| ZBE.....3 | ZBV.....3 | | | | |
| | | 40 | 1.57 | 40 | 1.57 |
| ZBE.....4 | ZBV.....4 | | | | |

Offer Marketing Illustration

Product benefits / Features

Features
Harmony XB4/XB5
Flush mounting solution

Innovative and attractive design
improving the look and feel of control panels and machines

Robustness to withstand harsh environments

Quick and easy installation
into a standard 30mm hole

Available for pushbuttons, illuminated pushbuttons, pilot lights and selector switches

Easier to clean with towels
than standard offers

The infographic features a central image of three electrical components: a red pushbutton, a green illuminated pushbutton, and a black selector switch. Each feature is accompanied by a circular icon: a leaf for design, a lightning bolt for robustness, a wrench and screwdriver for installation, a hand pointing to a component for availability, and a hand wiping a surface for cleaning.

Offer Marketing Illustration

Product benefits / Features

Features Harmony XB5



- 

Quick and easy assembly and disassembly
- 

Excellent mechanical connection with operator head
- 

Various types of connection: screw clamp, connector, Faston connector, spring terminal, or printed circuit board
- 

Large set of accessories to customize your panels
- 

Robustness to withstand harsh environments

Offer Marketing Illustration

Product benefits / Features

Technical Benefits

Harmony XB5



Image of product / Alternate images

Alternative



