

# Product datasheet

Specifications



## transmitter - Ø22 mm metal head - blue cap

Local distributor code:  
398144403

ZB4RTA6

⚠ Discontinued on: 7 Aug 2023

EAN Code: 3606480334559

⚠ Discontinued

## Main

Range of product	Harmony XB5
Product or component type	Wireless and batteryless transmitter
Device short name	XB5R
Bezel material	Chromium plated metal
Fixing collar material	Zamak
Mounting diameter	22 mm
Transmission frequency	2405 MHz
emission class	5M00G7W
Antenna type	Omnidirectional

## Complementary

Shape of signaling unit head	Round
Type of operator	spring return push-button with transmitter
Operator profile	Blue flush
Max power consumption in W	1 mW
Number of channels	16
Modulation Technique	O-QPSK
Bandwidth	5 MHz
Antenna gain	0 dBi
Embedding depth	42 mm
CAD overall height	41.5 mm
CAD overall width	30 mm
CAD overall depth	43 mm
Net weight	0.045 kg
Operating travel	4.3 mm (total travel)
Operating force	10 N C/O changing electrical state
Mechanical robustness	Free fall resistance 1000 mm conforming to IEC 60068-2-32
Standards	CSA C22.2 No 14 IEC 60947-1 IEC 60947-5-1 UL 508

<b>Radio agreement</b>	ANATEL ARIB T66 FCC ICASA RSS
<b>Communication port protocol</b>	Zigbee green power at 2.4 GHz conforming to IEEE 802.15.4
<b>Maximum sensing distance</b>	100 m in free field 25 m transmitter in a plastic box type XAL D and receiver in a metal enclosure 300 m transmitter in box type XAL D, receiver in metal enclosure and use relay-antenna
<b>Acquisition time</b>	2 ms
<b>Response time</b>	< 2 ms
<b>Emission power</b>	3 mW
<b>Fixing mode</b>	Fixing screw beneath head: 0.8...1.2 N.m
<b>Electrical composition code</b>	PW1

## Environment

<b>Protective treatment</b>	TH
<b>Ambient air temperature for storage</b>	-40...70 °C
<b>Ambient air temperature for operation</b>	-40...70 °C
<b>Relative humidity</b>	95 % at -40...70 °C without condensation
<b>IP degree of protection</b>	IP66 (front face) conforming to IEC 60529 IP67 (front face) conforming to IEC 60529 IP69 (front face) conforming to IEC 60529 IP69K (front face) conforming to IEC 60529
<b>IK degree of protection</b>	IK03 conforming to IEC 50102
<b>Mechanical durability</b>	1000000 cycles
<b>Shock resistance</b>	25 gn (duration = 6 ms) for 6000 shocks conforming to IEC 60068-2-27 30 gn (duration = 18 ms) for half sine wave acceleration conforming to IEC 60068-2-27 50 gn (duration = 11 ms) for half sine wave acceleration conforming to IEC 60068-2-27
<b>Vibration resistance</b>	5 gn (f= 11...500 Hz) conforming to IEC 60068-2-6 +/- 10 mm (f= 2...11 Hz) conforming to IEC 60068-2-6
<b>Electromagnetic compatibility</b>	Electrostatic discharge immunity test - test level: 8 kV (in free air (in insulating parts)) conforming to IEC 61000-4-2 Electrostatic discharge immunity test - test level: 4 kV (on contact (on metal parts)) conforming to IEC 61000-4-2 Susceptibility to electromagnetic fields - test level: 20 V/m (80...3000 MHz) conforming to IEC 61000-4-3 Susceptibility to electromagnetic fields - test level: 6 V/m (3000...6000 MHz, distance = 20 m) conforming to IEC 61000-4-3
<b>Product certifications</b>	C-Tick UL BT 2006/95/EC CSA GOST
<b>Directives</b>	1999/5/EC - R&TTE directive 2004/108/EC - electromagnetic compatibility

## Packing Units

<b>Unit Type of Package 1</b>	PCE
<b>Number of Units in Package 1</b>	1
<b>Package 1 Height</b>	3.4 cm

Package 1 Width	5.3 cm
Package 1 Length	8.2 cm
Package 1 Weight	82.0 g
Unit Type of Package 2	S01
Number of Units in Package 2	25
Package 2 Height	15.0 cm
Package 2 Width	15.0 cm
Package 2 Length	40.0 cm
Package 2 Weight	2.225 kg

## Logistical informations

Country of origin	FR
-------------------	----

## Contractual warranty

Warranty	18 months
----------	-----------




## Environmental Data

Schneider Electric aims to achieve Net Zero status by 2050 through supply chain partnerships, lower impact materials, and circularity via our ongoing “Use Better, Use Longer, Use Again” campaign to extend product lifetimes and recyclability.


[Environmental Data explained >](#)

[How we assess product sustainability >](#)



### Use Better

 <b>Materials and Substances</b>	
Packaging made with recycled cardboard	Yes
Packaging without single use plastic	Yes
<a href="#">EU RoHS Directive</a>	Pro-active compliance (Product out of EU RoHS legal scope)
SCIP Number	E1d47e89-a4e1-4f33-a0c0-2fe5c9179aa4

### Use Longer

 <b>Lifetime extension</b>	
Product repair index	A

### Use Again

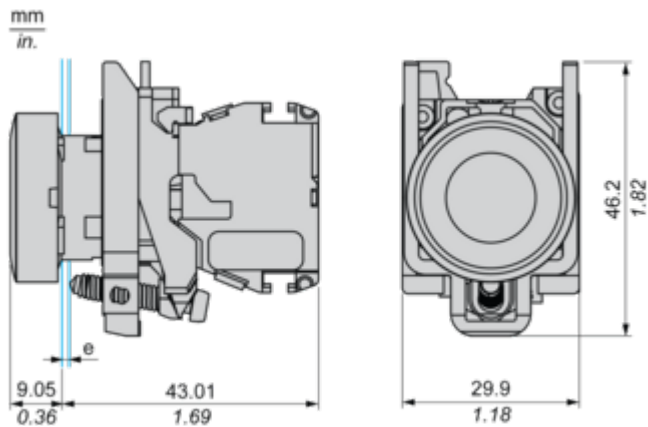
 <b>Repack and remanufacture</b>	
End of life manual availability	<a href="#">End of Life Information</a>
WEEE Label	 The product must be disposed on European Union markets following specific waste collection and never end up in rubbish bins

Dimensions Drawings

Wireless and Batteryless Pushbutton - Transmitter

---

With Metal Pushbutton without Cap

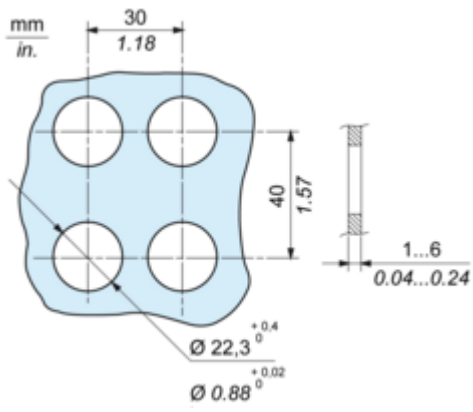


e: panel thickness 1 to 6 mm / 0.039 to 0.24 in.

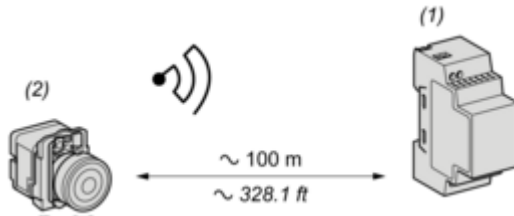
Mounting and Clearance

Transmitter Mounting

---

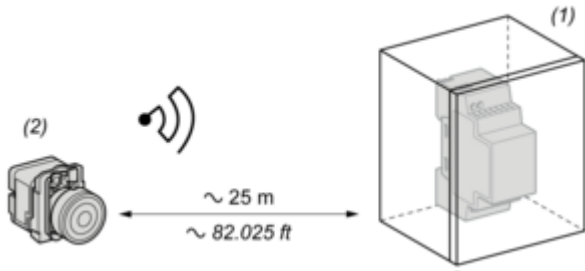


Transmitter Clearance in Free Field Unobstructed



- (1): Receiver
- (2): Transmitter

Transmitter Clearance in a Metal Enclosure



(1): Metal enclosure

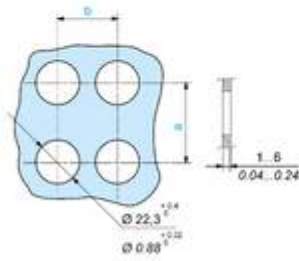
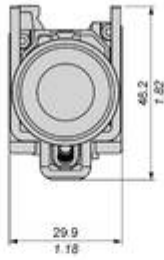
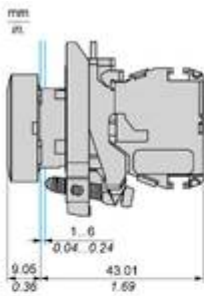
(2): Transmitter

The range is reduced if the transmitter is placed in a metal enclosure (reduction factor: approx 10%)

Glass window	10...20 %
Plaster wall	30...45 %
Brick wall	60 %
Concrete wall	70...80 %
Metal structure	50...100 %

Technical Illustration

Dimensions



		a (mm)	a (in.)	b (mm)	b (in.)
		40	1.57	30	1.18
ZBE.....	ZBV.....				
		45	1.77	32	1.26
ZBE.....3	ZBV.....3				
		40	1.57	30	1.18
ZBE.....4	ZBV.....4				
		50	1.97	30	1.18
ZBE.....5	ZBV.....5				
		40	1.57	30	1.18
ZBE.....9	ZBV.....9				
		40	1.57	30	1.18
ZBRT•	ZBRV1				

Offer Marketing Illustration

Product benefits / Features

---


## Technical Benefits

### Harmony XB4

Conformity with IEC, UL, CSA, CCC EAC, and JIS standards, as well as CE marking and marine approvals

Up to IP66, 67, 69, 69K, and type 4X protection ratings

High vibration resistance with shake-proof terminal screws



Operating temperature from -40°C to 70°C

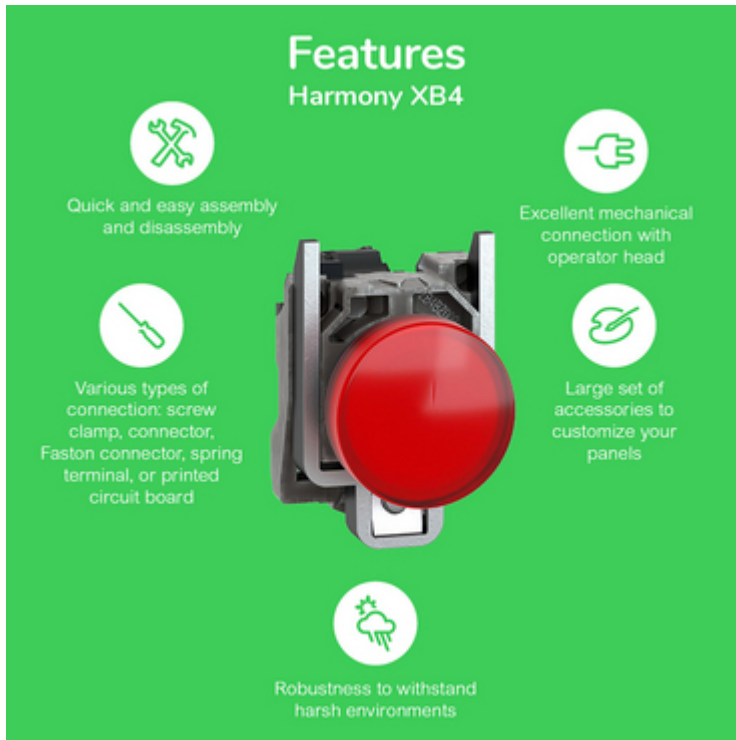
Shock protection level up to IK06

Secure switching of inductive or heavy DC loads directly – 100 000 operations at 10A, 24V dc

Offer Marketing Illustration

Product benefits / Features

---



The infographic features a central image of a red Schneider XB4 terminal block. Surrounding it are five circular icons, each with a corresponding text description of a feature. The background is a solid green color.

### Features Harmony XB4







-  Quick and easy assembly and disassembly
-  Various types of connection: screw clamp, connector, Faston connector, spring terminal, or printed circuit board
-  Excellent mechanical connection with operator head
-  Large set of accessories to customize your panels
-  Robustness to withstand harsh environments

Image of product / Alternate images

Alternative

---









Image of product in real life situation

