

Product datasheet

Specifications



Harmony XB5, Illuminated emergency stop head, plastic, red, Ø22, trigger latching turn to release, red LED, 230...240 V AC

Local distributor code:

409066247

ZB5AS84W2M

EAN Code: 3606489744960

Main

Range of product	Harmony XB5
Product or component type	Head for illuminated emergency stop push-button
Device short name	ZB5
Bezel material	Plastic
Head type	Standard
Mounting diameter	22 mm
Sale per indivisible quantity	1
Shape of signaling unit head	Round
Type of operator	trigger action and mechanical latching
Reset	Turn to release
Operator profile	Red square 32 mm
Device presentation	Basic element

Complementary

CAD overall width	60 mm
CAD overall height	60 mm
CAD overall depth	40 mm
Net weight	0.063 kg
Electrical insulation class	Class II conforming to IEC 61140
Resistance to electrostatic discharge	4 kV on contact (on metal parts) conforming to IEC 61000-4-2 8 kV in free air (in insulating parts) conforming to IEC 61000-4-2
[Us] rated supply voltage	230...240 V AC at 50...60 Hz
Supply voltage limits	195...264 V AC
Mechanical durability	300000 cycles
Electrical composition code	C7 for <4 contacts using single blocks in front mounting C8 for <4 contacts using single and double blocks in front mounting C11 for <3 contacts using single blocks in front mounting C15 for <1 contacts using single blocks in front mounting SF1 for <3 contacts using single blocks in front mounting SR1 for <3 contacts using single blocks in rear mounting C10 for <4 contacts using single and double blocks in front mounting
Light source colour	Red
Product compatibility	ZB5
[Us] rated supply voltage	230 V

[Ui] rated insulation voltage	250 V (pollution degree 3) conforming to IEC 60947-1
Compatibility code	ZB5

Environment

Protective treatment	TH
Ambient air temperature for storage	-40...70 °C
Ambient air temperature for operation	-40...70 °C
IP degree of protection	IP66 conforming to IEC 60529 IP67 conforming to IEC 60529 IP69 conforming to IEC 60529 IP69K conforming to ISO 20653 Type 13 conforming to UL 50E Type 12 conforming to UL 50E Type 4 conforming to UL 50E Type 4X conforming to UL 50E
NEMA degree of protection	NEMA 13 NEMA 4X
Resistance to high pressure washer	7000000 Pa at 55 °C, distance : 0.1 m
IK degree of protection	IK05 conforming to IEC 50102
Standards	IEC 60947-5-1 IEC 60947-5-4 UL 508 ISO 21702 ISO 22196:2011
Product certifications	UL listed CSA EAC
Vibration resistance	5 gn (f= 2...500 Hz) conforming to IEC 60068-2-6
Shock resistance	30 gn (duration = 18 ms) for half sine wave acceleration conforming to IEC 60068-2-27 50 gn (duration = 11 ms) for half sine wave acceleration conforming to IEC 60068-2-27 25 gn (duration = 6 ms) for 1000 shocks on each axis conforming to IEC 60068-2-27

Packing Units

Unit Type of Package 1	PCE
Number of Units in Package 1	1
Package 1 Height	8.6 cm
Package 1 Width	7 cm
Package 1 Length	7 cm
Package 1 Weight	65 g
Unit Type of Package 2	S03
Number of Units in Package 2	60
Package 2 Height	30 cm
Package 2 Width	30 cm
Package 2 Length	40 cm
Package 2 Weight	5.452 kg

Logistical informations

Country of origin	CZ
--------------------------	----

Contractual warranty

Warranty

18 months



Environmental Data

Schneider Electric aims to achieve Net Zero status by 2050 through supply chain partnerships, lower impact materials, and circularity via our ongoing “Use Better, Use Longer, Use Again” campaign to extend product lifetimes and recyclability.

[Environmental Data explained >](#)

[How we assess product sustainability >](#)

Environmental footprint

Total lifecycle Carbon footprint 1

Environmental Disclosure [Product Environmental Profile](#)

Use Better

Materials and Substances

Packaging made with recycled cardboard Yes

Packaging without single use plastic Yes

[EU RoHS Directive](#) Pro-active compliance (Product out of EU RoHS legal scope)

SCIP Number 6b64d229-f954-4ab6-8e15-fee7e09c36cb

REACH Regulation [REACH Declaration](#)

Use Again

Repack and remanufacture

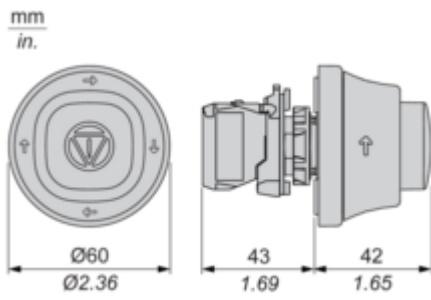
End of life manual availability [End of Life Information](#)

Take-back No

WEEE Label  The product must be disposed on European Union markets following specific waste collection and never end up in rubbish bins

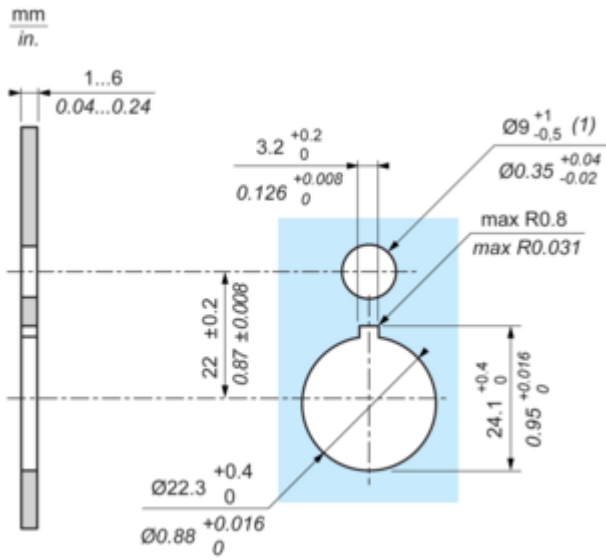
Dimensions Drawings

Dimensions



Mounting and Clearance

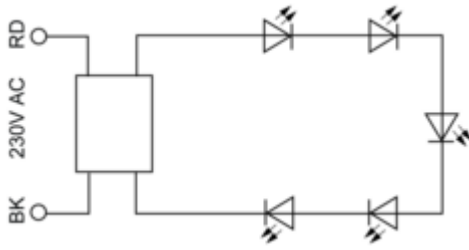
Mounting and Clearance



(1) : For IP X9 applications, the max recommendation dimension of hole is Ø9 mm/Ø0.35 in.

Connections and Schema

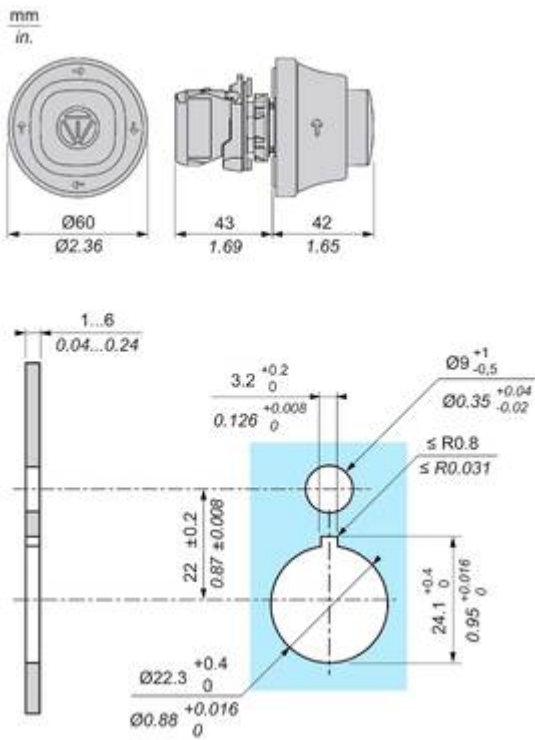
Wiring Diagram



RD : Red
BK : Black

Technical Illustration

Dimensions



Offer Marketing Illustration

Product benefits / Features

Features

Harmony XB5 e-stop function



Wide modular range to suit machines and operator safety.



Ergonomic design for emergency actuation in several environments



Illuminated types to improve operator efficiency by reducing production downtime.



Designed to fit in a standard 22mm cut-out or Harmony XALK control station ensuring compatibility with pre-existing machinery



Large set of accessories: circular legends, illuminated legend rings, protective bellows for harsh environments and protective guards.




Offer Marketing Illustration

Product benefits / Features

Technical Benefits

Harmony XB5 e-stop function

Fit to several customer functions needs: turn to release, push to release, key release

Guarantee of proper installation thanks to NC contact with monitoring function.




Designed as per international standards for high performance.

Fit for all machine sizes and environments:

- Small machines > 30 mm
- Standard machines > 40 mm
- Use of gloves > 60 mm

Image of product / Alternate images

Alternative






Image of product in real life situation

