

# Product datasheet

Specifications



## Harmony, Illuminated ring Ø60, plastic, yellow, red fixed integral LED, marked EMERGENCY STOP, 230...240 V AC

Local distributor code:

407819234

ZBY9W2M330

EAN Code: 3606489745301

### Main

Range of product	Harmony
Product or component type	Illuminated marked legend ring
Sale per indivisible quantity	1
Shape of signaling unit head	Round
Cap/operator or lens colour	Red
Operator additional information	With illuminated ring
Light source	Protected LED
Bulb base	Integral LED
Light source colour	Red
[Us] rated supply voltage	230...240 V AC at 50/60 Hz
Device presentation	Intermediate ring

### Complementary

Accessory / separate part destination	Emergency stop mushroom head push-button
Material	Plastic
Marking	Black EMERGENCY STOP on yellow background
Label dimensions	Ø 60 mm
User language	English
Height	60 mm
Width	9.3 mm
Net weight	0.016 kg
Electrical insulation class	Class II conforming to IEC 61140
Resistance to high pressure washer	7000000 Pa at 55 °C, distance : 0.1 m
[Ui] rated insulation voltage	250 V (pollution degree 3) conforming to IEC 60947-1
Signalling type	Steady
Supply voltage limits	195...264 V AC
Current consumption	14 mA
Service life	100000 h at rated voltage and 25 °C
Surge withstand	1 kV conforming to IEC 61000-4-5
Compatibility code	XB4 XB5

## Environment

<b>Protective treatment</b>	TH
<b>Ambient air temperature for storage</b>	-40...70 °C
<b>Ambient air temperature for operation</b>	-40...70 °C
<b>IP degree of protection</b>	IP66 conforming to IEC 60529 IP67 conforming to IEC 60529 IP69 conforming to IEC 60529 IP69K conforming to ISO 20653 Type 13 conforming to UL 50E Type 12 conforming to UL 50E Type 4 conforming to UL 50E Type 4X conforming to UL 50E
<b>IK degree of protection</b>	IK05 conforming to IEC 62262
<b>Standards</b>	CSA C22.2 No 14 IEC 60947-5-1 IEC 60947-5-4 UL 508 IEC 60947-1 JIS C8201-5-1 JIS C8201-1
<b>Product certifications</b>	UL listed CSA
<b>Vibration resistance</b>	5 gn (f= 10...500 Hz) conforming to IEC 60068-2-6 25 mm peak to peak (f= 2...10 Hz) conforming to IEC 60068-2-6
<b>Shock resistance</b>	30 gn (duration = 18 ms) for half sine wave acceleration conforming to IEC 60068-2-27 50 gn (duration = 11 ms) for half sine wave acceleration conforming to IEC 60068-2-27 25 gn (duration = 6 ms) for 1000 shocks on each axis conforming to IEC 60068-2-27
<b>Resistance to fast transients</b>	2 kV conforming to IEC 61000-4-4
<b>Resistance to electromagnetic fields</b>	10 V/m conforming to IEC 61000-4-3
<b>Resistance to electrostatic discharge</b>	4 kV on contact (on metal parts) conforming to IEC 61000-4-2 8 kV in free air (in insulating parts) conforming to IEC 61000-4-2
<b>Electromagnetic emission</b>	Class B conforming to IEC 55011

## Packing Units

<b>Unit Type of Package 1</b>	PCE
<b>Number of Units in Package 1</b>	1
<b>Package 1 Height</b>	2.000 cm
<b>Package 1 Width</b>	7.500 cm
<b>Package 1 Length</b>	8.000 cm
<b>Package 1 Weight</b>	21.000 g
<b>Unit Type of Package 2</b>	S01
<b>Number of Units in Package 2</b>	50
<b>Package 2 Height</b>	15.000 cm
<b>Package 2 Width</b>	15.000 cm
<b>Package 2 Length</b>	40.000 cm
<b>Package 2 Weight</b>	1.372 kg

## Logistical informations

<b>Country of origin</b>	ID
--------------------------	----

# Contractual warranty

---

Warranty

18 months

## Environmental Data

Schneider Electric aims to achieve Net Zero status by 2050 through supply chain partnerships, lower impact materials, and circularity via our ongoing “Use Better, Use Longer, Use Again” campaign to extend product lifetimes and recyclability.

[Environmental Data explained >](#)

[How we assess product sustainability >](#)

### Environmental footprint

[Environmental Disclosure](#)

[Product Environmental Profile](#)

## Use Better

### Materials and Substances

Packaging made with recycled cardboard

No

Packaging without single use plastic

No

[EU RoHS Directive](#)

Pro-active compliance (Product out of EU RoHS legal scope)

SCIP Number

6b64d229-f954-4ab6-8e15-fee7e09c36cb

REACH Regulation

[REACH Declaration](#)

## Use Again

### Repack and remanufacture

End of life manual availability

[No need of specific recycling operations](#)

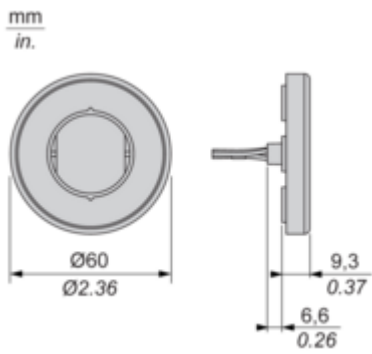
Take-back

No

Dimensions Drawings

Dimensions

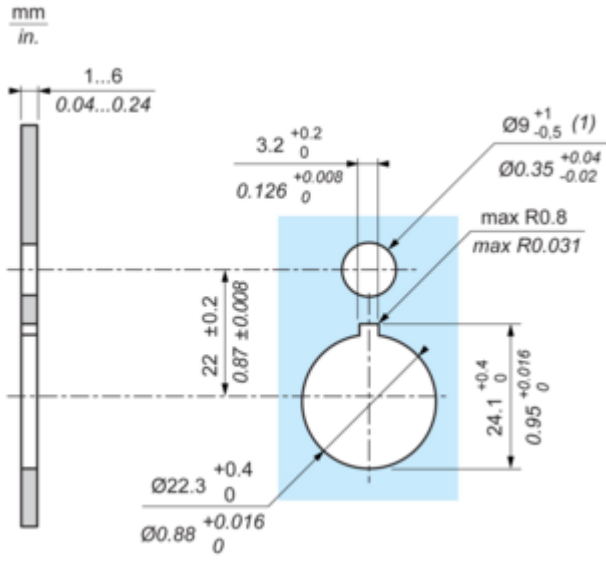
---



Mounting and Clearance

Mounting and Clearance

---

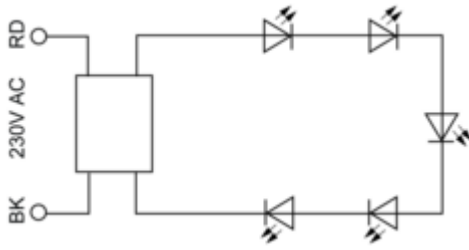


(1) : For IP X9 applications, the max recommendation dimension of hole is Ø9 mm/Ø0.35 in.

Connections and Schema

Wiring Diagram

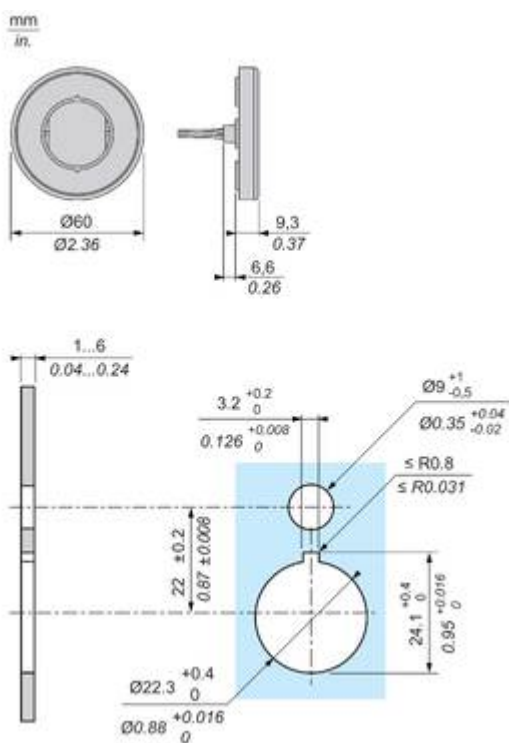
---



RD : Red  
BK : Black

Technical Illustration

Dimensions



Offer Marketing Illustration

Product benefits / Features

---

### Features Harmony XB5



- 

Quick and easy assembly and disassembly
- 

Excellent mechanical connection with operator head
- 

Various types of connection: screw clamp, connector, Faston connector, spring terminal, or printed circuit board
- 

Robustness to withstand harsh environments
- 

Large set of accessories to customize your panels

Offer Marketing Illustration

Product benefits / Features

---

## Technical Benefits

### Harmony XB5

Conformity with IEC, UL, CSA, CCC EAC, and JIS standards, as well as CE marking and marine approvals

Up to IP66, 67, 69, 69K, and type 4X protection ratings

High vibration resistance with shake-proof terminal screws



Operating temperature from -40°C to 70°C

Shock protection level up to IK06

Secure switching of inductive or heavy DC loads directly – 100 000 operations at 10A, 24V dc

Image of product / Alternate images

Alternative

---



