

Product datasheet

Specifications



Harmony, Illuminated ring Ø60, plastic, yellow, white or red integral LED, marked ARRET D'URGENCE, 24 V AC/DC

Local distributor code:
407819276

ZBY9W3B130

EAN Code: 3606489745394

Main

Range of product	Harmony
Product or component type	Illuminated marked legend ring
Sale per indivisible quantity	1
Shape of signaling unit head	Round
Cap/operator or lens colour	2 colours choice
Operator additional information	With illuminated ring
Light source	Protected LED
Bulb base	Integral LED
Light source colour	White or red
[Us] rated supply voltage	24 V AC/DC at 50/60 Hz
Device presentation	Intermediate ring

Complementary

Accessory / separate part destination	Emergency stop mushroom head push-button
Material	Plastic
Marking	Black ARRET D'URGENCE on yellow background
Label dimensions	Ø 60 mm
User language	French
Height	60 mm
Width	9.3 mm
Net weight	0.016 kg
Electrical insulation class	Class II conforming to IEC 61140
Resistance to high pressure washer	7000000 Pa at 55 °C, distance : 0.1 m
[Ui] rated insulation voltage	24 V (pollution degree 3) conforming to IEC 60947-1
Signalling type	Steady
Supply voltage limits	19.2...30 V DC 21.6...26.4 V AC
Current consumption	18 mA
Service life	100000 h at rated voltage and 25 °C
Surge withstand	1 kV conforming to IEC 61000-4-5

Compatibility code	XB4
	XB5

Environment

Protective treatment	TH
Ambient air temperature for storage	-40...70 °C
Ambient air temperature for operation	-40...70 °C
IP degree of protection	IP66 conforming to IEC 60529 IP67 conforming to IEC 60529 IP69 conforming to IEC 60529 IP69K conforming to ISO 20653 Type 13 conforming to UL 50E Type 12 conforming to UL 50E Type 4 conforming to UL 50E Type 4X conforming to UL 50E
IK degree of protection	IK05 conforming to IEC 62262
Standards	CSA C22.2 No 14 IEC 60947-5-1 IEC 60947-5-4 UL 508 IEC 60947-1 JIS C8201-5-1 JIS C8201-1
Product certifications	UL listed CSA
Vibration resistance	5 gn (f= 10...500 Hz) conforming to IEC 60068-2-6 25 mm peak to peak (f= 2...10 Hz) conforming to IEC 60068-2-6
Shock resistance	30 gn (duration = 18 ms) for half sine wave acceleration conforming to IEC 60068-2-27 50 gn (duration = 11 ms) for half sine wave acceleration conforming to IEC 60068-2-27 25 gn (duration = 6 ms) for 1000 shocks on each axis conforming to IEC 60068-2-27
Resistance to fast transients	2 kV conforming to IEC 61000-4-4
Resistance to electromagnetic fields	10 V/m conforming to IEC 61000-4-3
Resistance to electrostatic discharge	4 kV on contact (on metal parts) conforming to IEC 61000-4-2 8 kV in free air (in insulating parts) conforming to IEC 61000-4-2
Electromagnetic emission	Class B conforming to IEC 55011

Packing Units

Unit Type of Package 1	PCE
Number of Units in Package 1	1
Package 1 Height	2.000 cm
Package 1 Width	8.000 cm
Package 1 Length	7.500 cm
Package 1 Weight	21.000 g
Unit Type of Package 2	S01
Number of Units in Package 2	50
Package 2 Height	15.000 cm
Package 2 Width	15.000 cm
Package 2 Length	40.000 cm
Package 2 Weight	1.412 kg

Logistical informations

Country of origin ID

Contractual warranty

Warranty 18 months

Environmental Data

Schneider Electric aims to achieve Net Zero status by 2050 through supply chain partnerships, lower impact materials, and circularity via our ongoing “Use Better, Use Longer, Use Again” campaign to extend product lifetimes and recyclability.

[Environmental Data explained >](#)

[How we assess product sustainability >](#)

Environmental footprint

[Environmental Disclosure](#)

[Product Environmental Profile](#)

Use Better

Materials and Substances

Packaging made with recycled cardboard

No

Packaging without single use plastic

No

[EU RoHS Directive](#)

Pro-active compliance (Product out of EU RoHS legal scope)

SCIP Number

6b64d229-f954-4ab6-8e15-fee7e09c36cb

REACH Regulation

[REACH Declaration](#)

Use Again

Repack and remanufacture

End of life manual availability

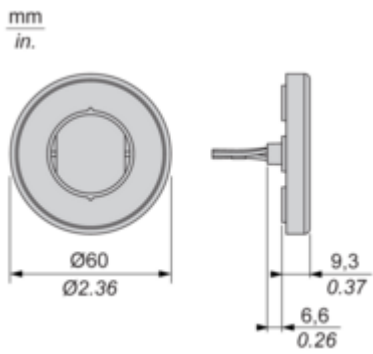
[No need of specific recycling operations](#)

Take-back

No

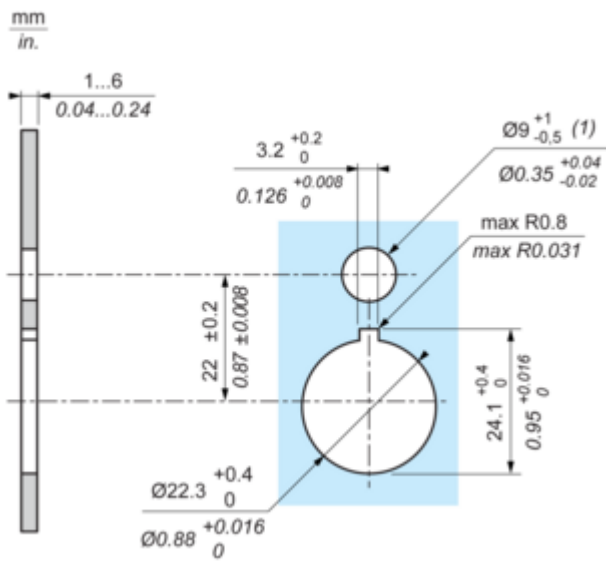
Dimensions Drawings

Dimensions



Mounting and Clearance

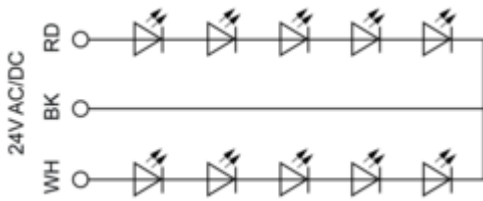
Mounting and Clearance



(1) : For IP X9 applications, the max recommendation dimension of hole is Ø9 mm/Ø0.35 in.

Connections and Schema

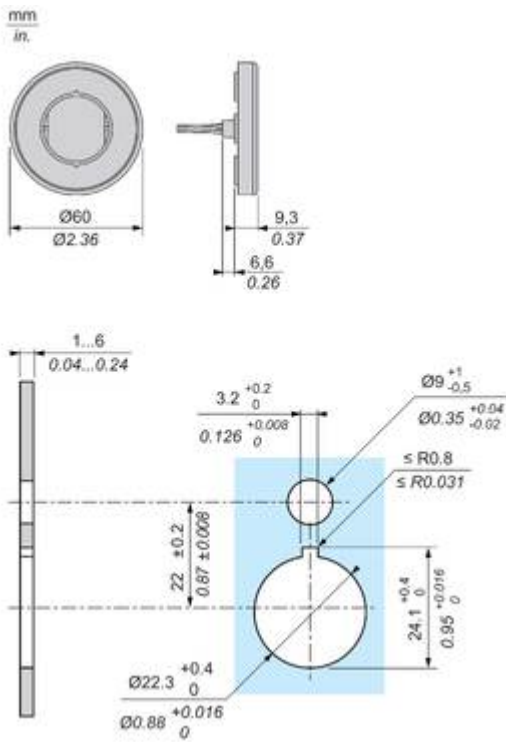
Wiring Diagram



RD : Red
BK : Black
WH : White

Technical Illustration

Dimensions



Offer Marketing Illustration

Product benefits / Features

Features Harmony XB5



- 

Quick and easy assembly and disassembly
- 

Excellent mechanical connection with operator head
- 

Various types of connection: screw clamp, connector, Faston connector, spring terminal, or printed circuit board
- 

Large set of accessories to customize your panels
- 

Robustness to withstand harsh environments

Offer Marketing Illustration

Product benefits / Features

Technical Benefits

Harmony XB5

Conformity with IEC, UL, CSA, CCC EAC, and JIS standards, as well as CE marking and marine approvals

Up to IP66, 67, 69, 69K, and type 4X protection ratings

High vibration resistance with shake-proof terminal screws



Operating temperature from -40°C to 70°C

Shock protection level up to IK06

Secure switching of inductive or heavy DC loads directly – 100 000 operations at 10A, 24V dc

Image of product / Alternate images

Alternative



