

# Product datasheet

Specifications



## Illuminated unit for modular tower lights, plastic, clear, Ø70, steady, integral LED, 24 V AC/DC

Local distributor code:

388813537

XVBC2B7

⚠ To be discontinued on: 31 Dec 2025

⚠ To be discontinued

EAN Code: 3389110144529

## Main

Range of product	Harmony XVB Universal
Product or component type	Indicator bank
Beacon or indicator bank unit type	Illuminated unit
Signalling type	Steady
Mounting diameter	70 mm
Component name	XVBC
Material	Polycarbonate
Light source	Integral LED, clear
Bulb type	Protected LED
[Us] rated supply voltage	24 V AC/DC

## Complementary

Assembly style	Customer assembly, up to 5 units
Connections - terminals	Screw clamp terminals, <= 1 x 1.5 mm <sup>2</sup> with cable end
[U <sub>I</sub> ] rated insulation voltage	250 V conforming to IEC 60947-1
Nominal voltage limit	0.85...1.1 U <sub>n</sub> conforming to IEC 60947-5-1
Current consumption	< 47 mA AC/DC
[U <sub>imp</sub> ] rated impulse withstand voltage	4 kV conforming to IEC 60947-1
CAD overall width	70 mm
CAD overall height	63 mm
CAD overall depth	70 mm
Net weight	0.15 kg

## Environment

Pollution degree	2
Product certifications	CCC EAC CSA C22-2 No 14 UL 508
Standards	IEC 60947-5-1
Protective treatment	TC

<b>Ambient air temperature for storage</b>	-40...70 °C
<b>Ambient air temperature for operation</b>	-25...50 °C
<b>Electrical shock protection class</b>	Class I on support tube conforming to IEC 61140 Class II on base unit conforming to IEC 61140
<b>IP degree of protection</b>	IP65 on fixing base XVBZ0. conforming to IEC 60529 IP66 on base unit conforming to IEC 60529
<b>NEMA degree of protection</b>	Type 4X conforming to UL (indoor)

## Packing Units

<b>Unit Type of Package 1</b>	PCE
<b>Number of Units in Package 1</b>	1
<b>Package 1 Height</b>	9 cm
<b>Package 1 Width</b>	10 cm
<b>Package 1 Length</b>	9 cm
<b>Package 1 Weight</b>	133 g
<b>Unit Type of Package 2</b>	S03
<b>Number of Units in Package 2</b>	36
<b>Package 2 Height</b>	30 cm
<b>Package 2 Width</b>	30 cm
<b>Package 2 Length</b>	40 cm
<b>Package 2 Weight</b>	5.822 kg
<b>Unit Type of Package 3</b>	P06
<b>Number of Units in Package 3</b>	288
<b>Package 3 Height</b>	80 cm
<b>Package 3 Width</b>	80 cm
<b>Package 3 Length</b>	60 cm
<b>Package 3 Weight</b>	54.524 kg

## Logistical informations

<b>Country of origin</b>	ID
--------------------------	----

## Contractual warranty

<b>Warranty</b>	18 months
-----------------	-----------



## Environmental Data

Schneider Electric aims to achieve Net Zero status by 2050 through supply chain partnerships, lower impact materials, and circularity via our ongoing “Use Better, Use Longer, Use Again” campaign to extend product lifetimes and recyclability.

[Environmental Data explained >](#)

[How we assess product sustainability >](#)

### Environmental footprint

Total lifecycle Carbon footprint 36

Environmental Disclosure [Product Environmental Profile](#)

## Use Better

### Materials and Substances

Packaging made with recycled cardboard Yes

Packaging without single use plastic Yes

[EU RoHS Directive](#) Pro-active compliance (Product out of EU RoHS legal scope)

SCIP Number 397b2f60-b78e-4d4e-9cd8-02b80aa83587

REACH Regulation [REACH Declaration](#)

## Use Again

### Repack and remanufacture

Recyclability potential, in % 9

End of life manual availability [No need of specific recycling operations](#)

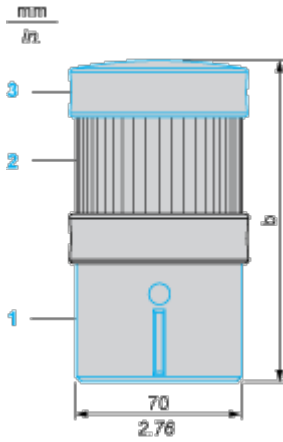
Take-back No

Dimensions Drawings

Indicator Bank without “Flash” Discharge Tube Unit

Dimensions

Below drawing shows the minimum configuration of the product. Select the number of stages according to the product characteristics in order to get **b** dimension.



- (1) Base unit XVBC21, to be ordered separately
- (2) Illuminated or audible signalling unit
- (3) Cover (supplied with XVBC21 base unit)

Number of illuminated or audible signalling units (no “flash”)	b in mm	b in in.
1	138	5.43
2	201	7.91
3	264	10.39
4	327	12.87
5	390	15.35

**Indicator Bank with “Flash” Discharge Tube Unit**

**Dimensions**

Below drawing shows the minimum configuration of the product. Select the number of stages according to the product characteristics in order to get **b** dimension.



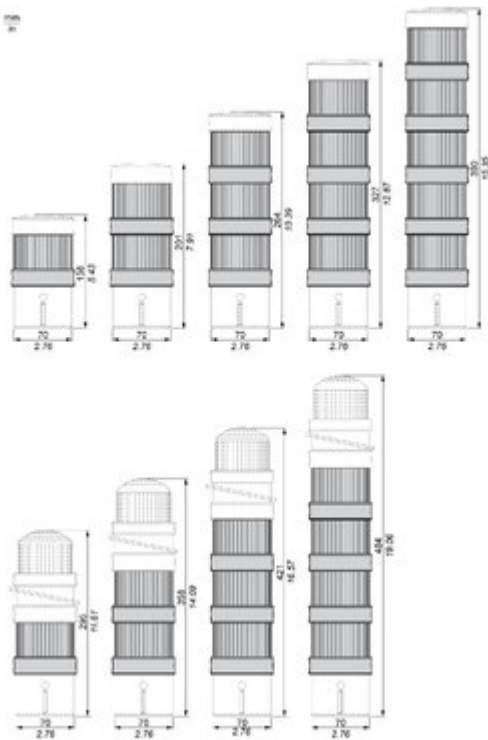
- (1) Base unit XVBC07, to be ordered separately
- (2) Illuminated or audible signalling unit
- (3) “Flash” unit, to be ordered separately

Number of illuminated or audible signalling units other than “flash” tube	b in mm	b in in.
1	295	11.61
2	358	14.09
3	421	16.57
4	484	19.06

Technical Illustration

Dimensions

---



Offer Marketing Illustration

Product benefits / Features

---

## Technical Benefits

Harmony XVB

Robust product performance with high IP protection and IK05 shock resistance



Conformity with International standards



Greater loudness up to 90dB with continuous and intermittent tones



Beacon lens on top with high intensity 5J, 10J Xenon flash, increase visibility from top and surrounding



Offer Marketing Illustration


Product benefits / Features


---





The infographic features a central image of two light fixtures: a tall, multi-colored lens unit and a shorter, single-colored unit. Surrounding this central image are five circular icons, each with a corresponding text block describing a feature. The background is a solid green color.


### Features Harmony XVB

- 

3 types of light source:  
10-Watt incandescent bulb,  
built-in high-efficiency  
LEDs, 5 and 10-joule  
discharge tube
- 

100,000 hours of  
maintenance-free lighting  
thanks to "LED Protected"  
technology
- 

Connector with  
removable base, axial,  
or side cable entry,  
immediate assembly, and  
fixing using a locking ring
- 

High degree of protection  
(IP66) and Shock  
resistance (IK05)
- 

Fully flexible and interchangeable  
construction of up to 5 lens units  
(six colors of light lens unit)

Image of product / Alternate images

Alternative

---





Image of product in real life situation

