



# ASPECT

## RANGE INTRODUCTION

The simple, clean styling of Aspect is both modern and contemporary, so it looks at home anywhere, in almost any kind of environment where style and quality are important.

The profile is just 4mm slim, so it's discreet, as well as stylish, while the concealed screws leave an elegant frontplate, making it more attractive still.

In addition to impressive looks, with Aspect comes unrivalled safety. Utilising MK's 3-pin operated safety shutter, that prevents misuse and unsafe access to live circuitry, Aspect offers the user the peace of mind and comfort that they have the safest range of wiring devices available installed in their surroundings.

Echo™ is an innovative range of entirely wireless, batteryless and self powered switches, only available from MK Electric and in finishes to complement the Aspect range. Please see page 21 for details.

### HOW TO SPECIFY

A slimline metal, flush mounting range of wiring devices with screwless frontplates. Snap-on frontplates with a 4mm profile easily removable with a flat blade screwdriver through discreet bottom access apertures. Cable connections must be upward facing with easy to identify white markings on a dark background, grouped in a straight line with captive terminal screws for ease of installation. All sockets to have a 3 pin operated shutter safety mechanism and double pole switching, with the contacts designed such that the neutral makes before and breaks after the live pole for improved safety. Switches to be large and concave with a minimum 3mm contact gap with a positive 'click' to denote successful operation.

### FEATURES & BENEFITS

#### SLIM PROFILE 'SCREWLESS' FRONT PLATES OF ONLY 4MM

Provide a clean and flawless look that complements the décor of the finest interiors.

#### TOTAL SAFETY

3-pin operated "child resistant shutter system", which is designed to inhibit access to the electricity supply, unless all 3 pins of a standard British 13A plug are in position.

#### COMPREHENSIVE RANGE OF SOCKETS, SWITCHES AND MODULAR ANCILLARY PRODUCTS

Mean that whatever the application, the Aspect range has a wiring device to suit.

#### 13 STANDARD HIGH QUALITY FINISHES

Aspect now offers a range of fresh, reassuring and creative colours.

#### DESIGN SERVICE

Perfect for when only a creative solution will do.



Technical Hotline  
+44 (0)1268 563720

# Aspect

MATCHING METAL CAPPED ROCKERS AVAILABLE AS STANDARD (excluding porcelain white finish and switches with neons)

CHOICE OF BLACK OR WHITE INSERTS ON MOST FINISHES  
Provide impact resistance in any environment

DOUBLE POLE SWITCHING

13 HIGH QUALITY FINISHES TO CHOOSE FROM

STYLISH SLIM DESIGN  
Frontplate profile only 4mm



PATENTED SPRING CLIP FOR POSITIVE EARTHING

CORROSION RESISTANT SURFACE TREATED FRAME

SCREWDRIVER GUIDING RAMP

3-PIN "CHILD RESISTANT SHUTTER SYSTEM"

Designed to inhibit access to the electricity supply, unless all 3 pins of a standard British 13A plug are in position

Terminal screws are backed out and captive Terminals are upwards facing to make installation easier.

Funnel entrance to terminals.

Clear terminal markings for easy identification.

As well as a wide choice of finishes, MK Aspect is available in a range of outlets for interactive and digital TV, IT and telecomms services. There are reliable and effective dimmer switches, and a comprehensive range of modular switches – all simple to install.



2 GANG DP DUAL EARTH  
SWITCHSOCKET, EURO 4  
MODULE 50 X 50MM (X2)  
13 AMP

EURO 8 MODULE  
100 X 50MM (X2)

EURO 12 MODULE  
150 X 50MM (X2)



FINISHES						
BRUSHED STAINLESS STEEL	K24208BSS*	1	K24209BSS	1	K24210BSS	1
LACQUERED BRUSHED STEEL	K24208LBS*	1	K24209LBS	1	K24210LBS	1
BRUSHED CHROME	K24208BRC*	1	K24209BRC	1	K24210BRC	1
POLISHED CHROME	K24208POC*	1	K24209POC	1	K24210POC	1
SATIN GOLD	K24208SAG*	1	K24209SAG	1	K24210SAG	1
PORCELAIN WHITE	K24208WHIW	1	K24209WHI	1	K24210WHI	1
LUSTROUS IVORY	K24208LIVW	1	K24209LIV	1	K24210LIV	1
LUSTROUS BLACK	K24208LBKB	1	K24209LBK	1	K24210LBK	1
POLISHED BRASS	K24208PBR*	1	K24209PBR	1	K24210PBR	1
TEXTURED IRON	K24208TIRB	1	K24209TIR	1	K24210TIR	1
DESERT BRONZE	K24208DBZB	1	K24209DBZ	1	K24210DBZ	1
ANTIQUÉ BRASS	K24208ABSB	1	K24209ABS	1	K24210ABS	1
TEXTURED COPPER	K24208TCOB	1	K24209TCO	1	K24210TCO	1

## LEAD TIMES

Please contact our Customer Services Department on 01268 563 404

\* Available with the option of either White or Black inserts. Add Suffix 'W' or 'B' to part number when ordering, E.g. KxxxxBSSW. Where there is no asterisk, the final suffix W = White Insert, B = Black Insert, E.g. KxxxxWHIW = Porcelain White finish with White inserts

## MOUNTING BOXES

FLUSH 47MM  
858ZIC  
BS 5733:2010

## MOUNTING BOXES

FLUSH 47MM  
869ZIC  
BS 5733:2010

MOUNTING BOXES  
FLUSH 47MM  
868ZIC

BS 1363 Pt 2:1995

Dual Earth: Fitted with two earth terminals to provide a double earth facility for use when installations require a high integrity protective connection as specified within BS 7671: 2008.

Mains operated products and extra low voltage modules must not be installed within the same frontplate aperture. Refer to BS 7671: 2008 for details.

# Wiring Devices Technical – Aspect

## Combination Plate

### Standards and approvals

All Aspect 13A socket outlets comply with BS 1363: Part 2:1995.

K24209 and K24210 comply with BS 5733:2010.

#### TECHNICAL SPECIFICATION

##### ELECTRICAL

###### VOLTAGE RATING

250V a.c.

###### CURRENT RATING

13A

###### TERMINAL CAPACITY

Live, neutral & earth

3 x 2.5mm<sup>2</sup>

3 x 4mm<sup>2</sup>

2 x 6mm<sup>2</sup> (stranded)

(Dual earth terminals)

##### PHYSICAL

###### AMBIENT OPERATING TEMPERATURE

-5°C to +40°C

###### IP RATING

IP2XD

###### MAX. INSTALLATION ALTITUDE

2000 metres

#### MOUNTING BOXES

Combination Plate List Number	47mm Mounting Box
K24206	870ZIC
K24207	870ZIC
K24208	868ZIC
K24209	858ZIC
K24210	869ZIC

Bespoke requirements can be achieved through the MK Design Service to deliver variation in colours, materials, finishes and markings.

Euro apertures can also be converted to grid-switch. For more information please visit [www.mkelectric.co.uk](http://www.mkelectric.co.uk) or call 01268 563720



### Description

A range of combination plates designed for ease of installation and having all the advantageous design features of the Aspect range.

These combination socket outlets provide interior designers and installers with a stylish and practical wiring device solution. The range also has larger euro module frontplates to house eight and twelve single euro modules without the inclusion of fixed socket outlets. The K24209 combination socket outlet, for example allows for the inclusion of up to eight single Euro modules, which could include datacoms, telecoms, plus TV and Satellite modules.

Alternatively, Euro Power Modules i.e. German, French/Belgium and American socket outlets may be used.

#### Note:

- Pre-configured back boxes are designed for use with the combination plates. These back boxes should always be used to ensure alignment of the fixing screws is correct and proper segregation between mains and extra low voltage products is maintained
- For Aspect products, back boxes must be installed 10mm sub flush to the wall surface
- Mains operated products and extra low voltage modules must not be installed within the same frontplate aperture. Refer to BS 7671: 2008 for details
- When removing the fixing screws and frontplate from an installation to gain access to low voltage modules, please be aware that there will also be access to the mains supply

All pre-fitted sockets come complete and are fitted with two earth terminals on a common busbar to provide a double earth facility for use when installations require a high integrity protective connection as specified within BS 7671, IET Wiring Regulations.


# Wiring Devices Technical

## – Aspect

### Combination Plate

#### Features

- Metal-capped rockers designed to match the chosen front plate finish
- 3 pin operated safety shutter
- Printed terminal markings on grey rear mouldings for clearer identification
- Top access, angled terminals make wiring easier and quicker
- 3mm minimum switch contact gap
- Double pole switching
- Additional electrical safety from neutral 'make first', 'break last' feature
- Switch contacts with silver contacts on both surfaces for good continuity
- Dual earth terminals on pre-fitted sockets are for high integrity earthing
- Backed out and captive terminal screws on pre-fitted sockets
- Pre-configured backboxes to ensure alignment of the fixing screws is correct and proper segregation between circuits is maintained to comply with BS 7671 17th Edition wiring regulations



#### Installation

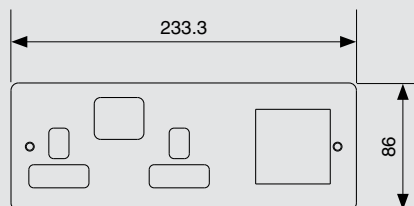
Aspect socket outlets can only be mounted on a wall. Do not mount or use as a trailing socket or where they may be subject to excessive moisture or dampness.

Install corresponding back box 10mm sub flush to finished wall surface.

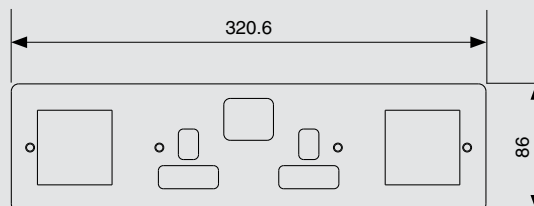
Aspect combination plates are supplied with clip on segregator.

#### Dimensions (mm)

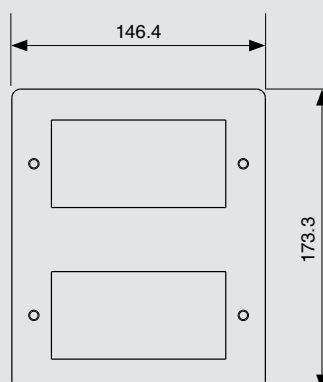
**K24206 and K24207**



**K24208**



**K24209**



**K24210**

