

ECO SLIMLINE LED DOWNLIGHT



Standard & Drivers Dimmable

Ø85mm, Ø120mm, Ø150mm,
Ø170mm, Ø200mm, Ø220mm, Ø300mm

NOTE – To comply with regulations, installation must be carried out by suitably qualified competent person and in accordance with the current IEE Wiring Regulations (BS7671) and Building Regulations. A copy of the instructions must be left for the user/maintenance engineer for future reference.

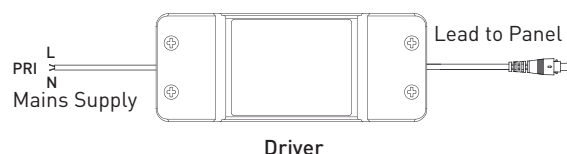
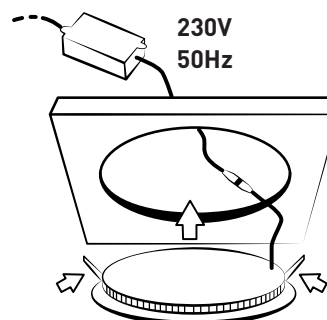
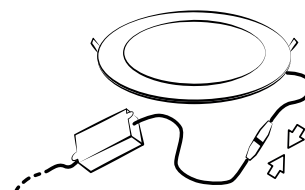
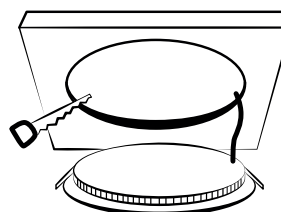
For non-UK, please refer/consult local requirements

**ENSURE ELECTRICAL SUPPLY IS DISCONNECTED/
ISOLATED BEFORE COMMENCING INSTALLATION**



ASSEMBLY AND INSTALLATION

1. Turn OFF power supply, ensure all required equipment and tools are present
2. For installation in suspended ceilings, remove the relevant ceiling tile. Carefully mark the ceiling with the correct cut-out and check prior to cutting.
NOTE – The cut-out is smaller than the product size. The ceiling may require additional inner reinforcement, depending on construction and condition
3. Connect the LED driver to the mains supply. **NOTE** – The driver is remote to the panel. Mains connection to the input terminals and the output terminal is to be connected to the lead supplied with the Eco Slimline Downlight (Brown to +, Blue to -)
4. Connect the 2 parts of the lead from the LED driver to the Eco Slimline Downlight
5. The LED driver should be positioned on top of an adjacent ceiling section. It is not recommended to place the components on top of the panel due to the extra weight and heat
6. With the Eco Slimline Downlight connected and installed, reinstate the mains power supply and test function



Part Code	Voltage	Wattage	Lumen	Llm/W	Colour Temp	CRI	Beam Angle	Dim	Power Factor	IP	Cutout Dimension ØD	Total Dimension ØD * H
ECO SLIMLINE LED DOWNLIGHT												
ELP85W3L30	220-240V	3W	210	70	3000K	>80	110°	No	>0.5	IP20	Ø70	Ø85 x 20mm
ELP85W3L40	220-240V	3W	210	70	4000K	>80	110°	No	>0.5	IP20	Ø70	Ø85 x 20mm
ELP85W3L65	220-240V	3W	210	70	6500K	>80	110°	No	>0.5	IP20	Ø70	Ø85 x 20mm
ELP12W6L30	220-240V	6W	360	60	3000K	>80	110°	No	>0.5	IP20	Ø110	Ø120 x 20mm
ELP12W6L40	220-240V	6W	360	60	4000K	>80	110°	No	>0.5	IP20	Ø110	Ø120 x 20mm
ELP12W6L65	220-240V	6W	360	60	6500K	>80	110°	No	>0.5	IP20	Ø110	Ø120 x 20mm
ELP15W9L30	220-240V	9W	630	70	3000K	>80	110°	No	>0.5	IP20	Ø130	Ø150 x 20mm
ELP15W9L40	220-240V	9W	630	70	4000K	>80	110°	No	>0.5	IP20	Ø130	Ø150 x 20mm
ELP15W9L65	220-240V	9W	630	70	6500K	>80	110°	No	>0.5	IP20	Ø130	Ø150 x 20mm
ELP17W12L30	220-240V	12W	900	75	3000K	>80	110°	No	>0.5	IP20	Ø160	Ø170 x 20mm
ELP17W12L40	220-240V	12W	900	75	4000K	>80	110°	No	>0.5	IP20	Ø160	Ø170 x 20mm
ELP17W12L65	220-240V	12W	900	75	6500K	>80	110°	No	>0.5	IP20	Ø160	Ø170 x 20mm
ELP20W15L30	220-240V	15W	1200	80	3000K	>80	110°	No	>0.5	IP20	Ø180	Ø200 x 20mm
ELP20W15L40	220-240V	15W	1200	80	4000K	>80	110°	No	>0.5	IP20	Ø180	Ø200 x 20mm
ELP20W15L65	220-240V	15W	1200	80	6500K	>80	110°	No	>0.5	IP20	Ø180	Ø200 x 20mm
ELP22W18L30	220-240V	18W	1530	85	3000K	>80	110°	No	>0.5	IP20	Ø210	Ø220 x 20mm
ELP22W18L40	220-240V	18W	1530	85	4000K	>80	110°	No	>0.5	IP20	Ø210	Ø220 x 20mm
ELP22W18L65	220-240V	18W	1530	85	6500K	>80	110°	No	>0.5	IP20	Ø210	Ø220 x 20mm
ELP30W24L30	220-240V	24W	2040	85	3000K	>80	110°	No	>0.5	IP20	Ø280	Ø295 x 20mm
ELP30W24L40	220-240V	24W	2040	85	4000K	>80	110°	No	>0.5	IP20	Ø280	Ø295 x 20mm
ELP30W24L65	220-240V	24W	2040	85	6500K	>80	110°	No	>0.5	IP20	Ø280	Ø295 x 20mm

United Kingdom Warranty

For other territories and for further information, please see www.luceco.com for details

Products are protected by warranty for a period of 3 years from date of purchase against defects in material and workmanship (unless otherwise stated). Should a product fail to perform as described within the warranty period it will be repaired or replaced with the same or equivalent product by Luceco, free of charge provided that you: (1) return the product to us with shipping charge prepaid, (2) provide us with proof of the original date of purchase and (3) quote our return authorization number.

Repaired or replaced products will be returned to you with shipping charges prepaid. Replacement products may be refurbished or contain refurbished materials. If in our sole discretion, we are unable to repair or replace a defective product, we will refund the purchase price of the product.

This warranty will not apply if in our judgment, the product fails due to damage in shipment, handling, storage, accident, abuse or misuse, or if it has been used in a manner not conforming to our product instructions, has been modified in any way, or has any serial number removed or defaced. Repair or attempted repair will void this warranty. Our maximum liability under the terms of this warranty is limited to the purchase price of the product covered by the warranty.

The warranty is given under English Law. If any part of this warranty is deemed unenforceable (including any provision in which we exclude our liability to you) the enforceability of any other parts of the warranty will not be affected. These terms do not reduce your statutory rights.

For Non-UK please contact Local Luceco Office for details. THESE TERMS AND CONDITIONS ARE SUBJECT TO CHANGE WITHOUT PRIOR NOTICE.

Eventually, you may want to replace this fitting;

Environmental Protection W.E.E (Wheelie Bin Symbol for EU ONLY)

This symbol is known as the "crossed-out" wheelie Bin Symbol". When this symbol is marked on a product or battery, It means that it should not be disposed of with your general household waste. Some chemicals contained within electrical/electronic products or batteries can be harmful to health and the environment. Only dispose of electrical/electronic/battery items in separate collection schemes, which cater for the recovery and recycling of materials contained within. Your co-operation is vital to ensure the success of these schemes and for the protection of the environment.

Tech Help Line

UK - **0330 0249 279**
Non UK - **+44 (0)1952 238 100**
Supplied by LUCECO
Stafford Park 1
TF3 3BD ENGLAND

Kontakt

UK - **0330 0249 279**
Non UK - **+49 40 89066 878 - 29**
Geliefert von Luceco
GmbH Holstenplatz 20b,
22765 Hamburg DEUTSCHLAND

Support Technique

UK - **0330 0249 279**
Non UK - **+33 (0)1 61 10 10 35**
Notice fournie par
Luceco SAS France & Belux 3
Rue de Courtalin, Magny Le Hongre 77700
FRANCE & BELUX

Servicio de asistencia telefónica

UK - **0330 0249 279**
Non UK - **+34 93 576 83 21**
Facilitado por BG Electrical Ltd
Liessamins, 6, 08338,
Premia de Dalt Barcelona, Spain

Assistenza tecnica telefonica

UK - **0330 0249 279**
Non UK - **+39 0434 1696795**
Fornito da BG Electrical Ltd Nexus
Italia, Via Amman 10 33170
Pordenone, Italy