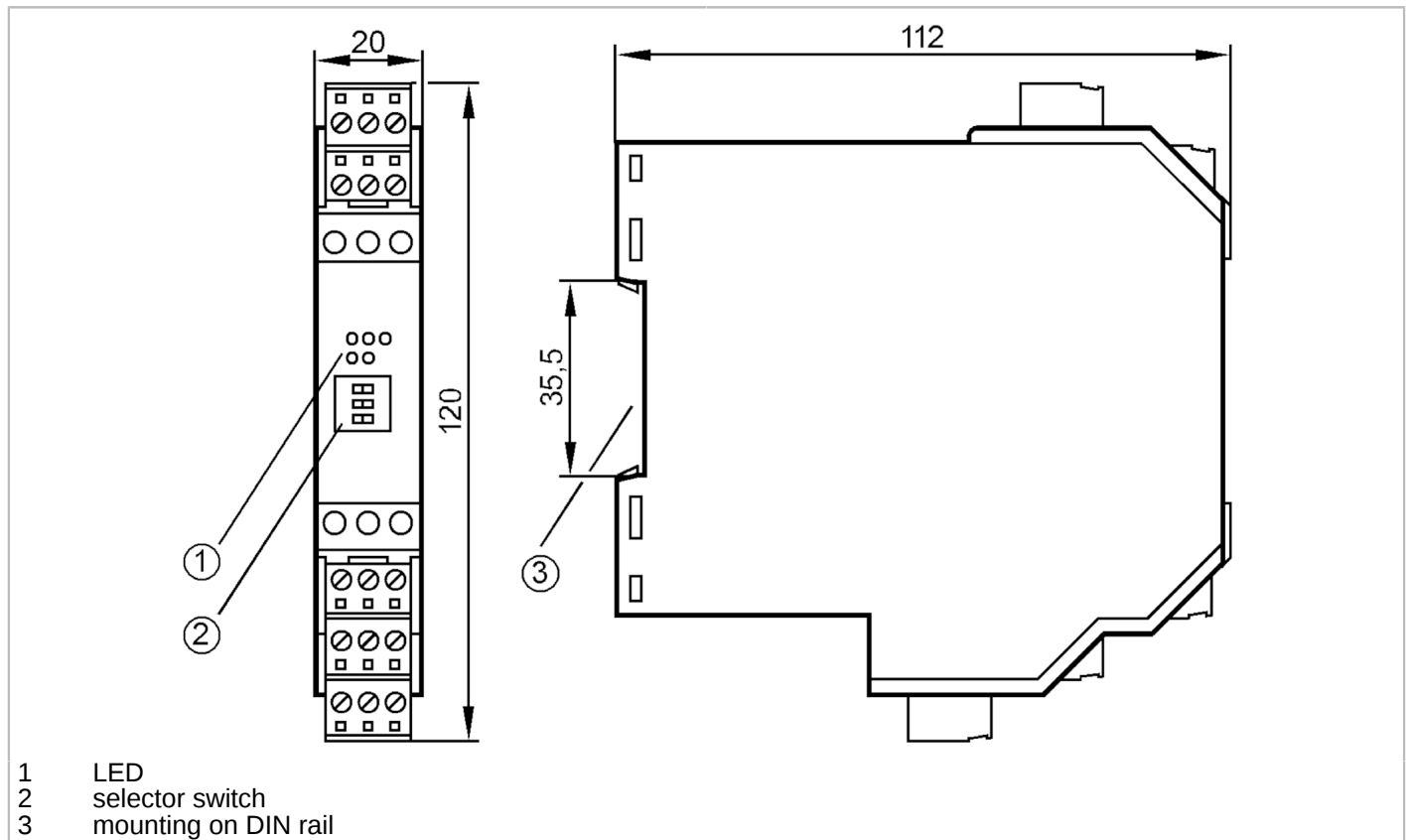


N0533A



Switching amplifiers for Namur sensors

NV1221/24VDC/RL/1D/1G





Application	
Application	short-circuit monitoring; Wire monitoring
Electrical data	
Operating voltage tolerance [%]	-15...25
Operating voltage [V]	24 DC
Current consumption [mA]	< 50
Number of channels	2
Outputs	
Electrical design	relay; (per channel: 1 changeover contact parameterisable)
Contact rating	253 V AC / 2 A / cos phi > 0,7 // 40 V DC / 2 A; (ohmic resistance)
Switching frequency DC [Hz]	10
Operating conditions	
Ambient temperature [°C]	-20...60
Protection	IP 20

N0533A



Switching amplifiers for Namur sensors

NV1221/24VDC/RL/1D/1G

Tests / approvals		
Approval	PTB 02 ATEX 2036; IECEx PTB 17.0024	
ATEX marking	 II (1) G [Ex ia Ga] IIC	
	 II (1) D [Ex ia Da] IIIC	
EMC	EN 50081-2 (1993)	
	EN 61326-1 (2006)	
MTTF [years]	326	
Mechanical data		
Weight [g]	188.45	
Switching cycles mechanical	10 million	
Displays / operating elements		
Display	switching status	2 x LED, yellow
	operation	LED, green
	function	2 x LED, red
Remarks		
Remarks	Caution The control monitor must be mounted outside the hazardous area. Free terminals must not be used.	
Pack quantity	1 pcs.	

N0533A



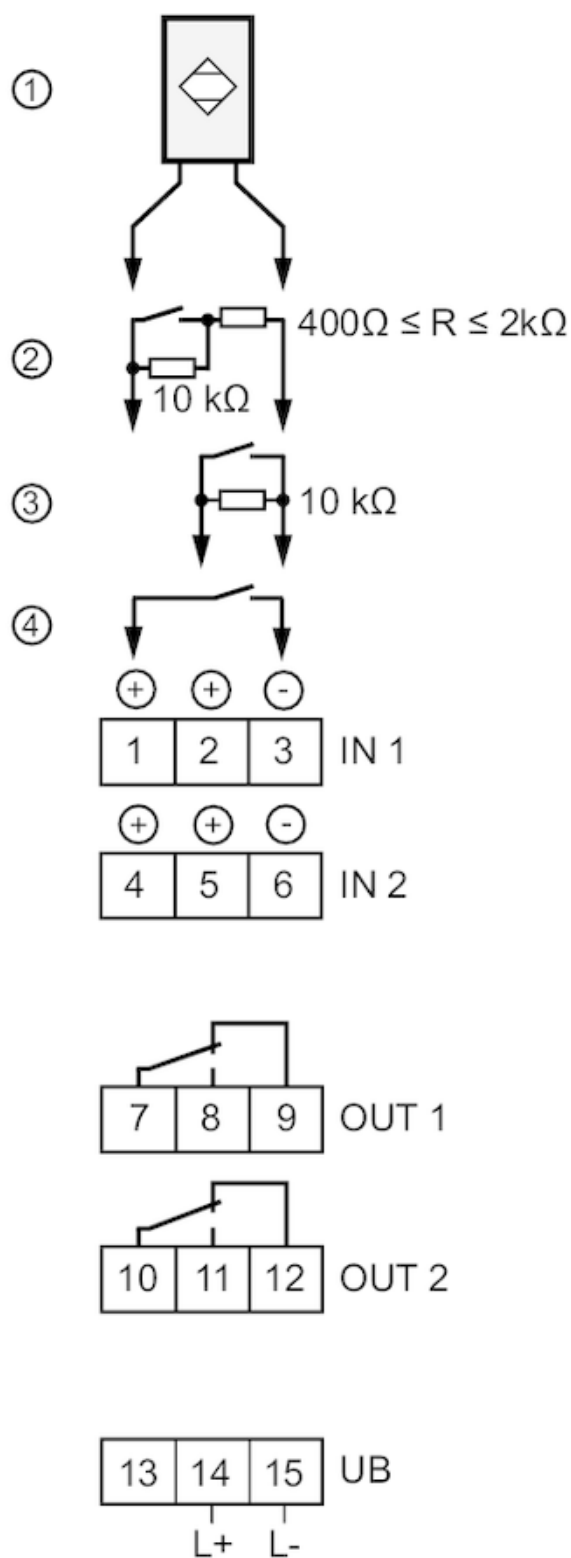
Switching amplifiers for Namur sensors

NV1221/24VDC/RL/1D/1G

Electrical connection

terminals: ...2.5 mm²

Connection



N0533A



Switching amplifiers for Namur sensors

NV1221/24VDC/RL/1D/1G

Other data

Maximum values for control circuit

in protection rating intrinsic safety	[EEx ia] IIC	[EEx ia] IIB	[EEx ib] IIC	[EEx ib] IIB
Voltage [V]	10.5	10.5	10.5	10.5
Current [mA]	13	13	13	13
Power [mW]	34	34	34	34
External inductance [mH]	210	840	210	840
External capacitance [μ F]	2.41	16.8	2.41	16.8