


# Product datasheet

Specifications



## rack M340 - 8 slots - panel, plate or DIN rail mounting



Local distributor code: 389737874 BMXXBP0800

### Main

|                                |                                  |
|--------------------------------|----------------------------------|
| Range of product               | Modicon M340 automation platform |
| Accessory / separate part type | Rack                             |

### Complementary

|                        |  |
|------------------------|--|
| Number of slots        | 8 bus X  |
| Product compatibility  | I/O module<br>BMXP34 processor<br>BMXCPS power supply<br>Specific application module   |
| Power consumption in W | 2 W  |
| Electrical connection  | 1 connector (XBE) expansion module   |
| Fixing mode            | By 4 screws - diameter: 4.32...6.35 mm, mounting on panel<br>By 4 M6 screws, mounting on plate<br>By clips, mounting on 35 mm symmetrical DIN rail |
| Net weight             | 0.95 kg  |

### Environment

|                                       |                                |
|---------------------------------------|--------------------------------|
| IP degree of protection               | IP20                           |
| Ambient air temperature for operation | 0...60 °C                      |
| Relative humidity                     | 10...95 % without condensation |
| Protective treatment                  | TC                             |

### Packing Units

|                              |          |
|------------------------------|----------|
| Unit Type of Package 1       | PCE      |
| Number of Units in Package 1 | 1        |
| Package 1 Weight             | 1.014 kg |
| Package 1 Height             | 6.8 cm   |
| Package 1 width              | 15.4 cm  |
| Package 1 Length             | 45.5 cm  |
| Unit Type of Package 2       | P06      |
| Number of Units in Package 2 | 54       |
| Package 2 Weight             | 66.28 kg |

|                              |         |
|------------------------------|---------|
| Package 2 Height             | 100 cm  |
| Package 2 width              | 60 cm   |
| Package 2 Length             | 80 cm   |
| Unit Type of Package 3       | S04     |
| Number of Units in Package 3 | 9       |
| Package 3 Weight             | 9.88 kg |
| Package 3 Height             | 30 cm   |
| Package 3 width              | 40 cm   |
| Package 3 Length             | 60 cm   |

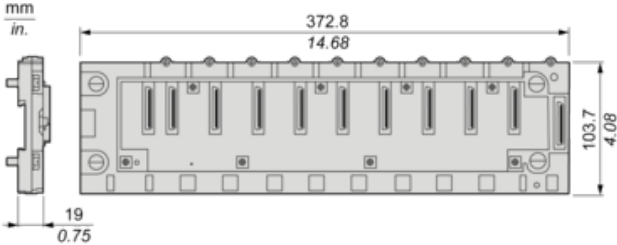
## Offer Sustainability

|                            |   |
|----------------------------|---|
| Sustainable offer status   | Green Premium product   |
| REACH Regulation           | <a href="#">REACH Declaration</a>   |
| REACH free of SVHC         | Yes   |
| EU RoHS Directive          | Pro-active compliance (Product out of EU RoHS legal scope)<br><a href="#">EU RoHS Declaration</a>                           |
| Mercury free               | Yes   |
| RoHS exemption information | <a href="#">Yes</a>   |
| China RoHS Regulation      | <a href="#">China RoHS declaration</a>  |
| Environmental Disclosure   | <a href="#">Product Environmental Profile</a>   |
| Circularity Profile        | <a href="#">End of Life Information</a>   |
| WEEE                       | The product must be disposed on European Union markets following specific waste collection and never end up in rubbish bins |

## Contractual warranty

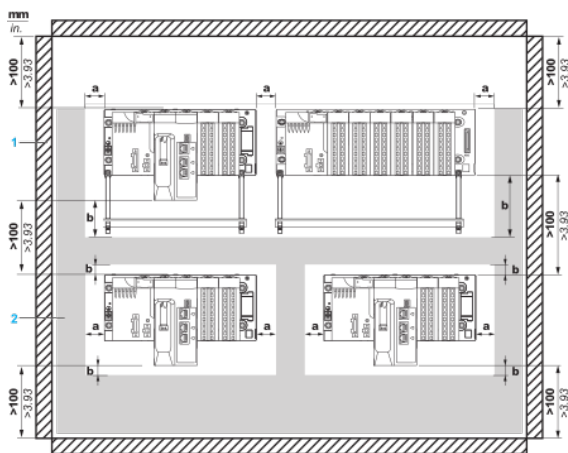
|          |           |
|----------|-----------|
| Warranty | 18 months |
|----------|-----------|

Dimensions



Minimum Clearance

Minimum Clearance of a typical installation in a cabinet with ducts



a Side clearance: > 40 mm (1.57 in.)

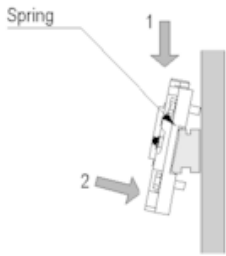
b Top and bottom clearance with surrounding objects: > 20 mm (0.79 in.)

1 Installation or casing

2 Wiring duct or tray

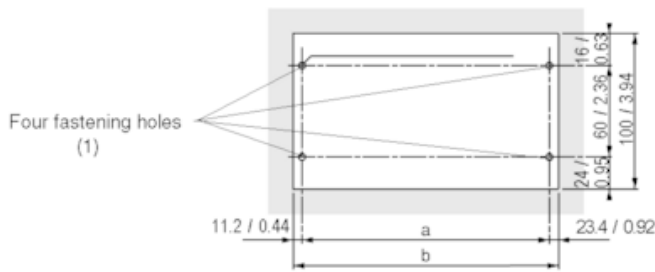
**Mounting and Fastening the Racks**

**Mounting on 35 mm (1.38 in.) Wide and 15 mm (0.59 in.) Deep DIN Rails with Four HM6 Screws**



**Mounting on Panels**

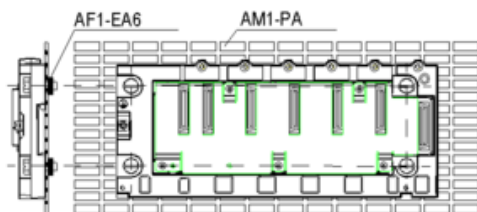
Dimensions in mm / in.



(1) The diameter of the fastening holes must allow use of M4, M5, M6 and UNC #6 screws.

| Rack                       | a                     | b                     | Size of the rack and extension module |
|----------------------------|-----------------------|-----------------------|---------------------------------------|
| BMXXBP040 and BMXXBP0400H  | 207.8 mm (8.187 in.)  | 242.2 mm (9.543 in.)  | 243.4 mm (9.59 in.)                   |
| BMXXBP0600 and BMXXBP0600H | 273 mm (10.756 in.)   | 307.6 mm (12.12 in.)  | 308.8 mm (12.167 in.)                 |
| BMXXBP0800 and BMXXBP0800H | 338.2 mm (13.325 in.) | 372.8 mm (14.69 in.)  | 374 mm (14.736 in.)                   |
| BMXXBP1200 and BMXXBP1200H | 468.6 mm (18.463 in.) | 503.2 mm (19.826 in.) | 504.4 mm (19.873 in.)                 |

**Mounting on Telequick AM1-PA and AM3-PA Mounting Grids**



Fasten the rack with four M4, M5, M6 or UNC #6 screws.