


Product datasheet

Specifications



rack M340 -12 slots - panel or plate mounting



Local distributor code: 389737890 BMXXBP1200

Main

Range of product	Modicon M340 automation platform
Accessory / separate part type	Rack

Complementary

Number of slots	12 bus X
Product compatibility	I/O module BMXP34 processor Specific application module BMXCPS power supply
Power consumption in W	0.74 W
Electrical connection	1 connector (XBE) expansion module
Fixing mode	By 4 screws - diameter: 4.32...6.35 mm, mounting on panel By 4 M6 screws, mounting on plate
Net weight	1.27 kg

Environment

IP degree of protection	IP20
Ambient air temperature for operation	0...60 °C
Relative humidity	10...95 % without condensation
Protective treatment	TC

Packing Units

Unit Type of Package 1	PCE
Number of Units in Package 1	1
Package 1 Weight	1.34 kg
Package 1 Height	6.6 cm
Package 1 width	15.3 cm
Package 1 Length	58.5 cm
Unit Type of Package 2	P06
Number of Units in Package 2	48
Package 2 Weight	75.52 kg

Package 2 Height	105 cm
Package 2 width	80 cm
Package 2 Length	60 cm
Unit Type of Package 3	S04
Number of Units in Package 3	8
Package 3 Weight	11.42 kg
Package 3 Height	30 cm
Package 3 width	40 cm
Package 3 Length	60 cm

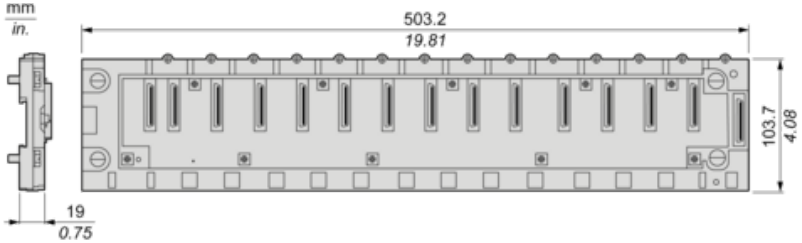
Offer Sustainability

Sustainable offer status	Green Premium product
REACH Regulation	REACH Declaration
REACH free of SVHC	Yes
EU RoHS Directive	Pro-active compliance (Product out of EU RoHS legal scope) EU RoHS Declaration
Mercury free	Yes
RoHS exemption information	Yes
China RoHS Regulation	China RoHS declaration
Environmental Disclosure	Product Environmental Profile
Circularity Profile	End of Life Information
WEEE	The product must be disposed on European Union markets following specific waste collection and never end up in rubbish bins

Contractual warranty

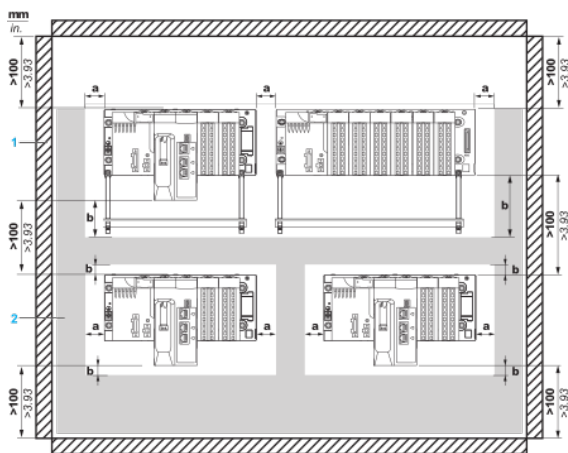
Warranty	18 months
----------	-----------

Dimensions



Minimum Clearance

Minimum Clearance of a typical installation in a cabinet with ducts



a Side clearance: > 40 mm (1.57 in.)

b Top and bottom clearance with surrounding objects: > 20 mm (0.79 in.)

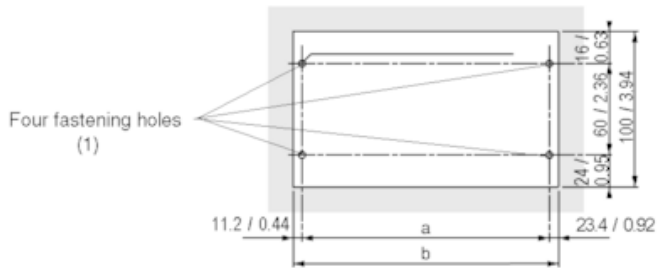
1 Installation or casing

2 Wiring duct or tray

Mounting and Fastening the Racks

Mounting on Panels

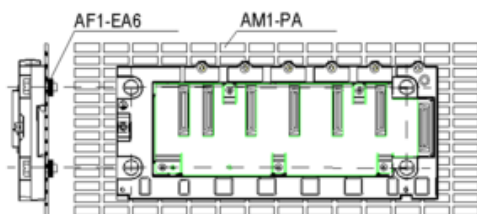
Dimensions in mm / in.



(1) The diameter of the fastening holes must allow use of M4, M5, M6 and UNC #6 screws.

Rack	a	b	Size of the rack and extension module
BMXXBP040 and BMXXBP0400H	207.8 mm (8.187 in.)	242.2 mm (9.543 in.)	243.4 mm (9.59 in.)
BMXXBP0600 and BMXXBP0600H	273 mm (10.756 in.)	307.6 mm (12.12 in.)	308.8 mm (12.167 in.)
BMXXBP0800 and BMXXBP0800H	338.2 mm (13.325 in.)	372.8 mm (14.69 in.)	374 mm (14.736 in.)
BMXXBP1200 and BMXXBP1200H	468.6 mm (18.463 in.)	503.2 mm (19.826 in.)	504.4 mm (19.873 in.)

Mounting on Telequick AM1-PA and AM3-PA Mounting Grids



Fasten the rack with four M4, M5, M6 or UNC #6 screws.