

# Product datasheet

Specifications



## Modicon TM3 - 8 outputs transistor PNP (screw)

TM3DQ8T

### Main

Range of product	Modicon TM3
Product or component type	Discrete output module
Range compatibility	Modicon M241 Modicon M251 Modicon M221 Modicon M262
Discrete output type	Transistor
Discrete output number	8
Discrete output logic	Positive logic (source)
Discrete output voltage	24 V DC for transistor output
Discrete output current	500 mA for transistor output

### Complementary

Discrete I/O number	8
Current consumption	5 mA at 5 V DC via bus connector (at state off) 0 mA at 24 V DC via bus connector (at state off) 20 mA at 24 V DC via bus connector (at state on) 10 mA at 5 V DC via bus connector (at state on)
Response time	450 µs (turn-on) 450 µs (turn-off)
Maximum leakage current	0.1 mA for transistor output
Maximum voltage drop	<0.4 V
Maximum tungsten load	<3 W for transistor output
Local signalling	1 LED per channel (green) for output status
Electrical connection	11 x 2.5 mm² removable screw terminal block with pitch 5.08 mm adjustment for outputs
Maximum cable distance between devices	Unshielded cable: <30 m for transistor output
Insulation	Between output and internal logic at 500 V AC Non-insulated between outputs
Marking	CE
Mounting support	Top hat type TH35-15 rail conforming to IEC 60715 Top hat type TH35-7.5 rail conforming to IEC 60715 plate or panel with fixing kit
Height	90 mm
Depth	84.6 mm

Width	27.4 mm
Net weight	0.76 kg

## Environment

Standards	EN/IEC 61131-2 EN/IEC 61010-2-201
Product certifications	C-Tick cULus
Resistance to electrostatic discharge	8 kV in air conforming to EN/IEC 61000-4-2 4 kV on contact conforming to EN/IEC 61000-4-2
Resistance to electromagnetic fields	10 V/m 80 MHz...1 GHz conforming to EN/IEC 61000-4-3 3 V/m 1.4 GHz...2 GHz conforming to EN/IEC 61000-4-3 1 V/m 2 GHz...3 GHz conforming to EN/IEC 61000-4-3
Resistance to magnetic fields	30 A/m 50/60 Hz conforming to EN/IEC 61000-4-8
Resistance to fast transients	1 kV for I/O conforming to EN/IEC 61000-4-4
Surge withstand	1 kV I/O common mode conforming to EN/IEC 61000-4-5 DC
Resistance to conducted disturbances	10 V 0.15...80 MHz conforming to EN/IEC 61000-4-6 3 V spot frequency (2, 3, 4, 6.2, 8.2, 12.6, 16.5, 18.8, 22, 25 MHz) conforming to Marine specification (LR, ABS, DNV, GL)
Electromagnetic emission	Radiated emissions - test level: 40 dBµV/m QP class A ( 10 m) at 30...230 MHz conforming to EN/IEC 55011 Radiated emissions - test level: 47 dBµV/m QP class A ( 10 m) at 230...1000 MHz conforming to EN/IEC 55011
Ambient air temperature for operation	-10...35 °C vertical installation -10...55 °C horizontal installation
Ambient air temperature for storage	-25...70 °C
Relative humidity	10...95 %, without condensation (in operation) 10...95 %, without condensation (in storage)
IP degree of protection	IP20 with protective cover in place
Pollution degree	2
Operating altitude	0...2000 m
Storage altitude	0...3000 m
Vibration resistance	3.5 mm at 5...8.4 Hz on DIN rail 3 gn at 8.4...150 Hz on DIN rail 3.5 mm at 5...8.4 Hz on panel 3 gn at 8.4...150 Hz on panel
Shock resistance	15 gn for 11 ms

## Packing Units

Unit Type of Package 1	PCE
Number of Units in Package 1	1
Package 1 Weight	210.0 g
Package 1 Height	7.601 cm
Package 1 width	10.536 cm
Package 1 Length	12.965 cm
Unit Type of Package 2	CAR
Number of Units in Package 2	42
Package 2 Weight	10.15 kg
Package 2 Height	30 cm
Package 2 width	39.3 cm
Package 2 Length	56.3 cm

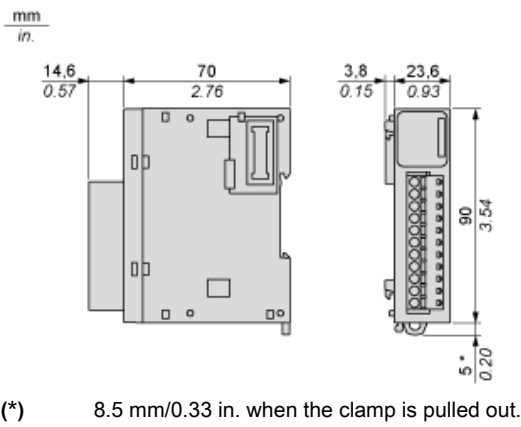
Offer Sustainability

Sustainable offer status	Green Premium product
REACH Regulation	<a href="#">REACH Declaration</a>
EU RoHS Directive	Pro-active compliance (Product out of EU RoHS legal scope) <a href="#">EU RoHS Declaration</a>
Toxic heavy metal free	Yes
Mercury free	Yes
RoHS exemption information	<a href="#">Yes</a>
China RoHS Regulation	<a href="#">China RoHS declaration</a>
Environmental Disclosure	<a href="#">Product Environmental Profile</a>
Circularity Profile	<a href="#">End of Life Information</a>
WEEE	The product must be disposed on European Union markets following specific waste collection and never end up in rubbish bins
PVC free	Yes

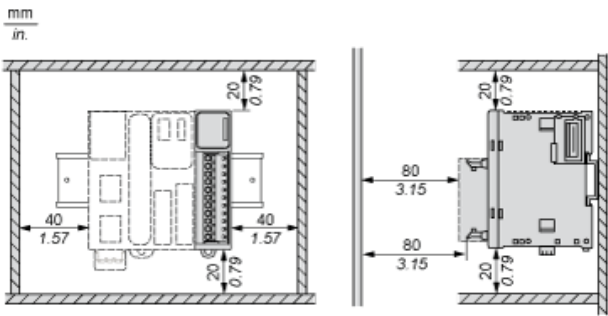
Contractual warranty

Warranty	18 months
----------	-----------

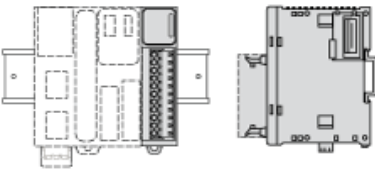
Dimensions



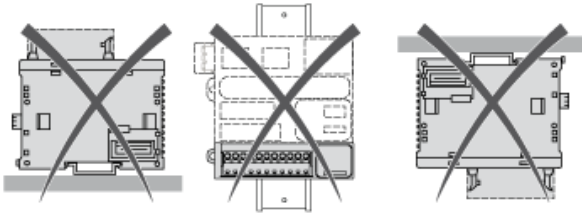
Spacing Requirements



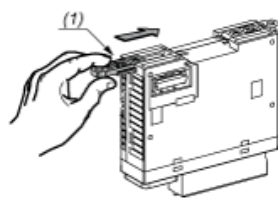
Mounting on a Rail



Incorrect Mounting

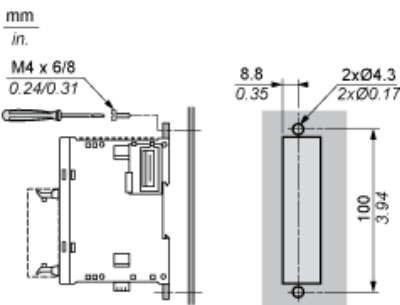


Mounting on a Panel Surface



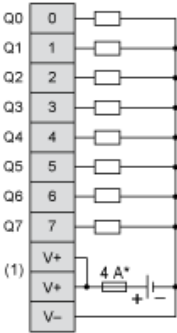
(1) Install a mounting strip

Mounting Hole Layout



Digital Transistor Output Module (8-channel, Source)

Wiring Diagram



- (\*) Type T fuse
- (1) The V+ terminals are connected internally.