

Product datasheet

Specifications



Pilot light 3 phases voltage, indicator with 3 LED, white, 400 V AC

XB5EV57L4

Main

Range of product	Harmony XB5
Product or component type	Monolithic pilot light
Device short name	XB5
Bezel material	Plastic
Fixing collar material	Plastic
Mounting diameter	30 mm
Sale per indivisible quantity	1
Shape of signaling unit head	Round
Cap/Operator or lens colour	Clear
Light source	Protected LED
Bulb base	Integral LED
Light source colour	White
Network number of phases	3 phases
Device presentation	Monolithic product

Complementary

Height	65.5 mm
Width	36 mm
Depth	77 mm
Net weight	0.065 kg
Connections - terminals	Faston terminals, connection size: 6.3 mm conforming to EN/IEC 60947-1
[Uimp] rated impulse withstand voltage	1 kV conforming to IEC 61000-4-5
Compatibility code	XB5
Supply voltage limits	450 V AC
Current consumption	2.6 mA
Service life	100000 h at rated voltage and 25 °C
Surge withstand	1 kV conforming to IEC 61000-4-5

Environment

Ambient air temperature for storage	-40...70 °C
Ambient air temperature for operation	-30...70 °C
IP degree of protection	IP67 (front face) IP20 (back face)
IK degree of protection	IK10 conforming to IEC 50102
Standards	EN/IEC 60947-5-1 EN/IEC 60947-5-4 EN/IEC 60947-1
Resistance to fast transients	2 kV conforming to IEC 61000-4-4
Resistance to electromagnetic fields	10 V/m conforming to IEC 61000-4-3
Electromagnetic compatibility	Electrostatic discharge - test level: 8 kV (in free air (in insulating parts)) conforming to IEC 61000-4-2 Electrostatic discharge - test level: 4 kV (on contact (on metal parts)) conforming to IEC 61000-4-2

Packing Units

Unit Type of Package 1	PCE
Number of Units in Package 1	1
Package 1 Weight	65.0 g
Package 1 Height	4 cm
Package 1 width	4.5 cm
Package 1 Length	9 cm
Unit Type of Package 2	S01
Number of Units in Package 2	50
Package 2 Weight	3.448 kg
Package 2 Height	15 cm
Package 2 width	15 cm
Package 2 Length	40 cm

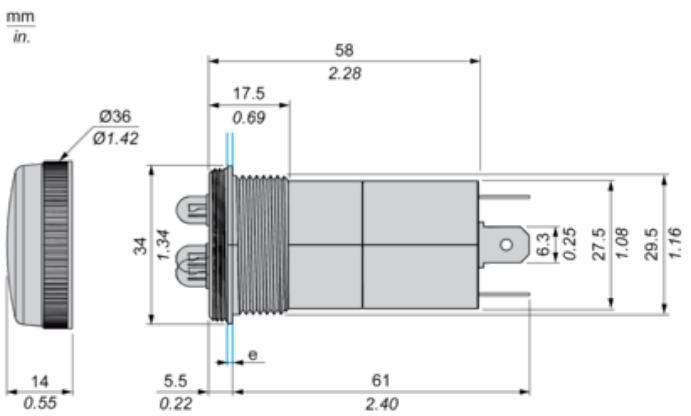
Offer Sustainability

Sustainable offer status	Green Premium product
REACH Regulation	REACH Declaration
REACH free of SVHC	Yes
EU RoHS Directive	Pro-active compliance (Product out of EU RoHS legal scope) EU RoHS Declaration
Mercury free	Yes
RoHS exemption information	Yes
China RoHS Regulation	China RoHS declaration
Environmental Disclosure	Product Environmental Profile
Circularity Profile	End of Life Information
WEEE	The product must be disposed on European Union markets following specific waste collection and never end up in rubbish bins

Contractual warranty

Warranty	18 months
----------	-----------

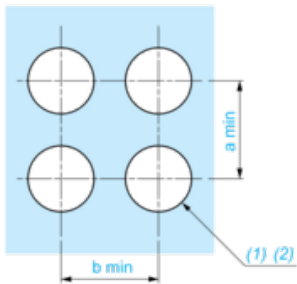
Dimensions



(e) clamp thickness max. 6mm / 0.24 in.

Panel Cut-out for Pilot Light(Finished Holes, Ready for Installation)

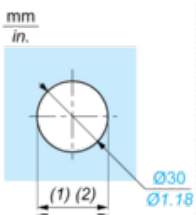
Connection by Faston Connectors



- (1) Diameter on finished panel or support
(2) Ø30 mm recommended / Ø1.2 in. recommended

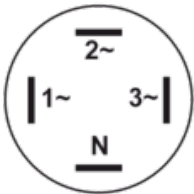
Connections	a in mm	a in in.	b in mm	b in in.
By Faston Connectors	40	1.57	40	1.57

Panel Cut-out



- (1) Diameter on finished panel or support
(2) Ø30 mm recommended / Ø1.2 in. recommended

Wiring Diagram



- (1) Phase 1
- (2) Phase 2
- (3) Phase 3
- (N) Neutral