

Product datasheet

Specifications



Preventa module Cat.4 Expansion use with Universal range 24vac/dc screw

XPSUEP14AP

Main

Range of product	Harmony Safety Automation
Product or component type	Safety module
Safety module name	XPSUEP
Safety module application	For extending number of safety contacts
Function of module	Safety output extension
Safety level	Can reach PL e/category 4 for normally open relay contact conforming to ISO 13849-1 Can reach SILCL 3 for normally open relay contact conforming to IEC 62061 Can reach SIL 3 for normally open relay contact conforming to IEC 61508 Can reach PL c/category 1 for normally closed relay contact conforming to ISO 13849-1 Can reach SILCL 1 for normally closed relay contact conforming to IEC 62061 Can reach SIL 1 for normally closed relay contact conforming to IEC 61508
Safety reliability data	MTTFd > 30 years conforming to ISO 13849-1 Dcavg >= 99 % conforming to ISO 13849-1 PFHd = 0.97E-09 conforming to ISO 13849-1 HFT = 1 conforming to IEC 62061 PFHd = 0.97E-09 conforming to IEC 62061 SFF > 99% conforming to IEC 62061 HFT = 1 conforming to IEC 61508-1 PFHd = 0.97E-09 conforming to IEC 61508-1 SFF > 99% conforming to IEC 61508-1 Type = B conforming to IEC 61508-1
Electrical circuit type	Addition to Preventa XPSU base module
Connections - terminals	Removable screw terminal block, 0.2...2.5 mm² solid or flexible Removable screw terminal block, 0.25...2.5 mm² flexible with ferrule single conductor Removable screw terminal block, 0.2...1.5 mm² solid or flexible twin conductor Removable screw terminal block, 2 x 0.25...1 mm² flexible with ferrule without cable end, with bezel Removable screw terminal block, 2 x 0.5...1.5 mm² flexible with ferrule with cable end, with bezel
[Us] rated supply voltage	24 V AC - 15...10 % 24 V DC - 20...20 %

Complementary

Power consumption in W	1.5 W 24 V DC
Power consumption in VA	3.5 VA 24 V AC 50/60 Hz
Input protection type	Internal, electronic
Safety outputs	4 NO redundant 2 NC single
Safety inputs	0 extension bus 24 V DC 5 mA
Maximum line resistance	60 Ohm
Input compatibility	Normally closed circuit conforming to ISO 14119 XC limit switch conforming to ISO 14119 Mechanical contact conforming to ISO 14119 Normally closed circuit conforming to ISO 13850

	Antivalent pair conforming to ISO 14119 OSSD pair conforming to IEC 61496-1-2 3-wire proximity sensors PNP
[Ie] rated operational current	5 A AC-1 for normally open relay contact 3 A AC-15 for normally open relay contact 5 A DC-1 for normally open relay contact 3 A DC-13 for normally open relay contact
[Ith] conventional free air thermal current	8 A
Associated fuse rating	10 A gG for NO relay output circuit conforming to IEC 60947-1 4 A gG for NC relay output circuit conforming to IEC 60947-1
Minimum output current	10 mA for relay output
Minimum output voltage	12 V for relay output
Maximum response time on input open	20 ms
[Ui] rated insulation voltage	250 V (pollution degree 2) conforming to EN/IEC 60947-1
[Uimp] rated impulse withstand voltage	4 kV overvoltage category II conforming to EN/IEC 60947-1
Local signalling	LED (green) for power ON LED (red) for error LED (yellow) for safety output status
Mounting support	35 mm symmetrical DIN rail
Depth	120 mm
Height	100 mm
Width	22.5 mm
Net weight	0.200 kg

Environment

Standards	IEC 60947-5-1 IEC 61508-1 functional safety standard IEC 61508-2 functional safety standard IEC 61508-3 functional safety standard IEC 61508-4 functional safety standard IEC 61508-5 functional safety standard IEC 61508-6 functional safety standard IEC 61508-7 functional safety standard ISO 13849-1 functional safety standard IEC 62061 functional safety standard
Product certifications	TÜV cULus
IP degree of protection	IP20 (terminals) conforming to EN/IEC 60529 IP40 (housing) conforming to EN/IEC 60529 IP54 (mounting area) conforming to EN/IEC 60529
Ambient air temperature for storage	-25...85 °C
Relative humidity	5...95 % non-condensing

Packing Units

Unit Type of Package 1	PCE
Number of Units in Package 1	1
Package 1 Weight	283.0 g
Package 1 Height	6.5 cm
Package 1 width	13.5 cm
Package 1 Length	15.5 cm
Unit Type of Package 2	S03
Number of Units in Package 2	16

Package 2 Weight	5.419 kg
Package 2 Height	30 cm
Package 2 width	30 cm
Package 2 Length	40 cm
Package 3 Height	30 cm

Offer Sustainability

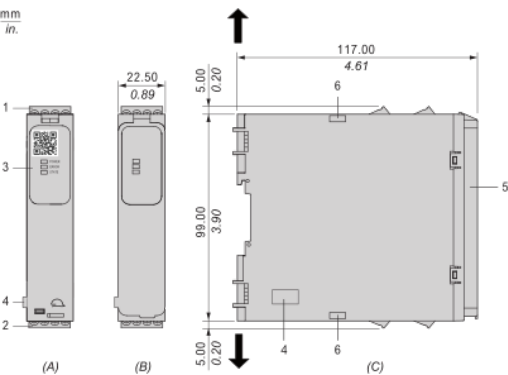
Sustainable offer status	Green Premium product
REACH Regulation	REACH Declaration
EU RoHS Directive	Pro-active compliance (Product out of EU RoHS legal scope) EU RoHS Declaration
Mercury free	Yes
RoHS exemption information	Yes
China RoHS Regulation	China RoHS declaration
Environmental Disclosure	Product Environmental Profile
Circularity Profile	End of Life Information
WEEE	The product must be disposed on European Union markets following specific waste collection and never end up in rubbish bins
PVC free	Yes

Contractual warranty







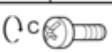
Warranty	18 months
----------	-----------

Dimensions

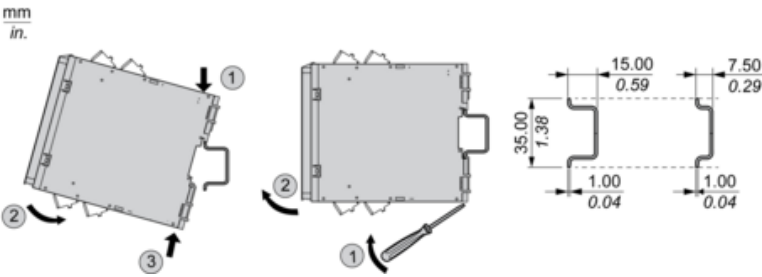
Front and Side Views



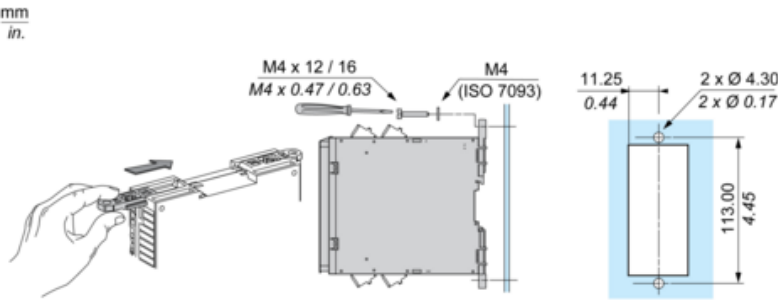
- (A) : Product drawing
(B) : Screw clamp terminal
(C) : Side view
(1) : Removable terminal blocks, top
(2) : Removable terminal blocks, bottom
(3) : LED indicators
(4) : Connector for base safety module
(5) : Sealable transparent cover
(6) : Position of clips for mounting to base safety module

mm in.	7.0-8.0 0.28-0.31					
mm²	0,2... 2,5	0,25...2,5	0,2...1,5	0,25...1	0,5...1,5	
AWG	24... 12	24...12	24...16	24...18	20...16	
 Ø 3,5 mm (0.14 in)			Nm	0.5... 0.6		
			lb-in	4,4... 5,3		

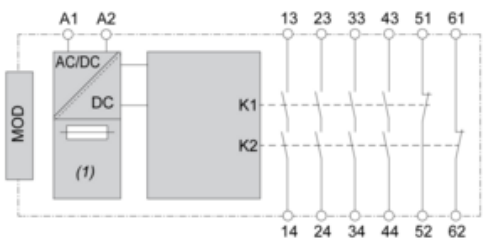
Mounting to DIN rail



Screw-mounting



Wiring Drawing



(1) : A1-A2 (Power supply)
13-23-33-43-51-61-14-24-34-44-52-62 : Output
MOD : Connector for base safety module