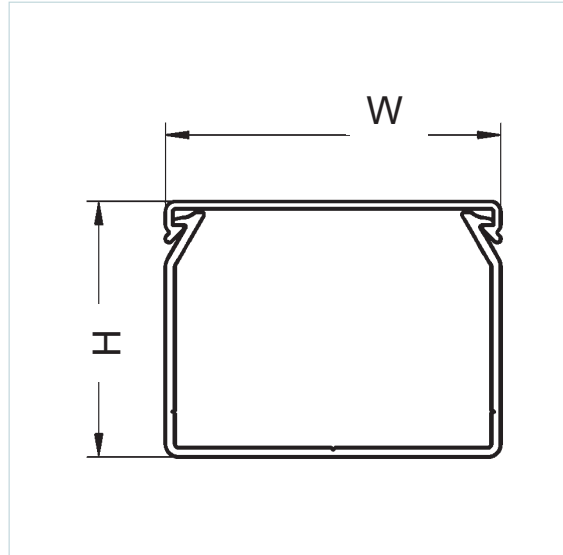


Betaduct Blue HF Narrow Slot Cable Trunking



Specification

Material	PC/ABS
Colour	Light Blue RAL5015
Operating Temp	-25°C to +90°C
Volume Resistivity	1 E15 Ohm. cm
Dielectric Strength	35 kV/mm
Flame Resistance	UL94 V0
Yield Stress	65 MPa
LOI	32%
Halogen Free	DIN VDE 0472-0815
Glow Wire Flammability	+960°C EN 60695-2-11
Fire Rating	According to EN45545-2 R22 & R23 HL1/HL2/HL3 According to NFP92-501/507 M1
UL Recognised	UL 1565 E509564
CSA Recognised	CSA-C22.2 No. 18.5 E509564
Design	EN50085-1 & EN50085-2-3

Key Features

- Lightweight and self-extinguishing
- LS0H
- Excellent rigidity and performance characteristics
- Easy installation
- Base holes to DIN 43659
- Break points on fingers
- Secure clip on lid
- Supplied in 2m lengths

Spare lids available












Part number	Nominal External (mm)		Lengths Per Pack	Base Punching	Quantity Per Pack (m)
	Height	Width			
Light Blue					
20476033H	50	37.5	4	1 Row	8
20476034H	75	37.5	4	1 Row	8

Betaduct Blue HF Narrow Slot Cable Trunking

Part number	Nominal External (mm)		Lengths Per Pack	Base Punching	Quantity Per Pack (m)
	Height	Width			
20476053H	50	50	4	1 Row	8
20476054H	75	50	4	1 Row	8
20476073H	50	75	4	2 Row	8
20476074H	75	75	4	2 Row	8
20476103H	50	100	2	2 Row	4
20476104H	75	100	2	2 Row	4
20476105H	100	100	2	2 Row	4

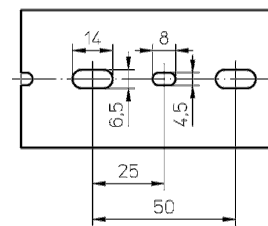
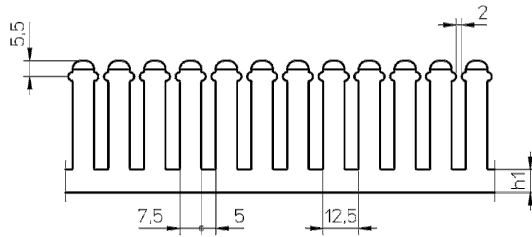
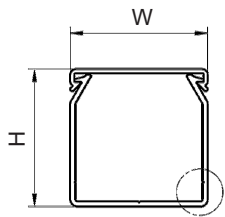
You might also need...

<p>EDC1</p>  <p>Betaduct Trunking Cutting Tool</p> <ul style="list-style-type: none"> • Blade W: 21.5mm • Cutting D: 50mm 	<p>BETADUCT-CUTTER</p>  <p>Betaduct Trunking Cutting Tool</p> <ul style="list-style-type: none"> • Cuts up to 125mm 	<p>EDC 2</p>  <p>Betaduct Trunking Cutting Tool</p> <ul style="list-style-type: none"> • Cuts up to 110mm 	<p>1857</p>  <p>Betaduct Trunking Cutting Tool</p> <ul style="list-style-type: none"> • Ideal for cutting slots in trunking 	<p>RT4 or RT6</p>  <p>Betaduct Trunking Rivet Tools</p> <ul style="list-style-type: none"> • 4.5mm (RT4) • 6.5mm (RT6) 	<p>DUCTAFIX R4 or R6</p>  <p>Betaduct Trunking Rivets</p> <ul style="list-style-type: none"> • 4mm (R4) • 6mm (R6)
<p>10440000</p>  <p>Betaduct Insulating Washers</p> <ul style="list-style-type: none"> • Black • Pack of 50 	<p>BC1</p>  <p>HF Bridging Clip For Narrow Trunking</p> <ul style="list-style-type: none"> • 22.5mm x 105mm • Pack of 50 	<p>BC2</p>  <p>HF Bridging Clip For Narrow Trunking</p> <ul style="list-style-type: none"> • 24mm x 108mm • Pack of 50 			

Betaduct HF Narrow Slot Cable Trunking

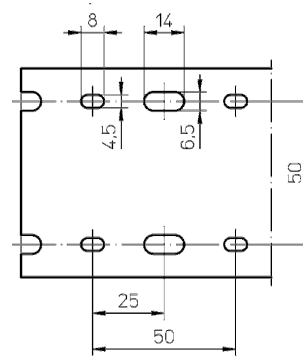
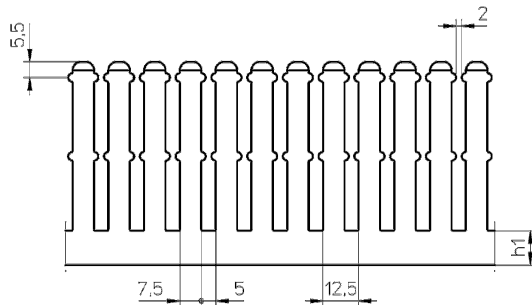
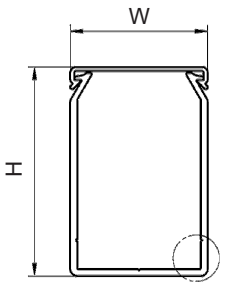
H = 25 mm
 H = 37.5 mm
 H = 50 mm

W = 25, 37.5, and 50 mm



H = 75 mm

W = 75, 100 and 125mm



Base punching to DIN 43659

H (mm)	25	37.5	50	75
h1 (mm)	6	8	8	12

Betaduct Trunking Capacity Chart

Trunking Nominal External Width x Height (mm)	Internal Cross Sectional Area (mm ²)	At 50% Packing Density (mm ²)	Cable Cross Sectional Area (mm ²) Tri-Rated Cable BS6231															
			Cable Diameter (mm)															
			0.50	0.75	1.00	1.50	2.50	4.00	6.00	10.00	16.00	25.00	35.00	50.00	70.00	95.00		
25 x 37.5	608	304	55	48	43	35	28	19	16	9	4	3	2	1	1	1		
25 x 50	836	418	76	66	59	48	38	27	22	12	6	4	3	2	1	1		
25 x 75	1311	655.5	120	104	92	76	60	43	34	19	10	7	5	3	3	2		
37.5 x 37.5	1024	512	94	81	72	59	47	33	27	15	7	5	4	2	2	1		
37.5 x 50	1408	704	129	111	99	82	65	46	37	21	10	8	6	4	3	2		
37.5 x 75	2208	1104	203	175	156	129	102	72	58	33	17	12	9	6	5	3		
50 x 37.5	1408	704	129	111	99	82	65	46	37	21	10	8	6	4	3	2		
50 x 50	1936	968	178	153	136	113	90	63	51	29	15	11	8	5	4	3		
50 x 75	3036	1518	279	241	214	177	141	99	80	45	23	17	13	8	7	5		
50 x 100	4136	2068	380	328	292	241	192	136	109	62	32	23	18	12	9	7		
75 x 37.5	2208	1104	203	175	156	129	102	72	58	33	17	12	9	6	5	3		
75 x 50	3036	1518	279	241	214	177	141	99	80	45	23	17	13	8	7	5		
75 x 75	4761	2380.5	438	378	336	278	221	156	126	71	37	27	21	13	11	8		
75 x 100	6486	3243	596	515	458	379	301	213	171	97	50	37	29	18	15	11		
100 x 50	4136	2068	380	328	292	241	192	136	109	62	32	23	18	12	9	7		
100 x 75	6486	3243	596	515	458	379	301	213	171	97	50	37	29	18	15	11		
100 x 100	8836	4418	813	702	625	516	410	290	234	133	68	50	39	25	20	16		
150 x 100	13536	6768	1245	1075	957	791	629	445	358	203	105	77	60	39	31	24		
125 x 75	8142	4071	749	647	575	475	378	267	215	122	63	46	36	23	18	14		

*UL application fill rates may vary, more information is available on request.