



Technical Hotline
+44 (0)1268 563720

Wiring Devices Technical

Plateswitches

Standards and approvals

All MK plateswitches comply with
IEC 60669-1:2017 / BS EN 60669-1,
2018 BS EN 60669-1:1999.

TECHNICAL SPECIFICATION

ELECTRICAL

VOLTAGE RATING

250V a.c.

CURRENT RATING

10A – no derating when used on fluorescent
or inductive loads

20A – no derating when used on fluorescent
or inductive loads

Push / Retractive switch types are not intended for
fluorescent loads.

TERMINAL CAPACITY

4 x 1mm²

4 x 1.5mm²

3 x 2.5mm²

2 x 4mm²

1 x 6mm²

CONTACT GAP

3mm switch contact gap

PHYSICAL

AMBIENT OPERATING TEMPERATURE

-5°C to +40°C

IP RATING

IP2XD

MAX. INSTALLATION ALTITUDE

2000 metres

Operational testing (all plateswitches): tested to
100,000 operations for mechanical life tested to
40,000 operations at 10A rating tested to 10,000
operations at 20A rating.



Description

MK plateswitches are designed to blend in with the decor, whilst complementing a wide range of other MK wiring devices. They are designed for easy installation in plasterdepth boxes and are suitable for controlling lighting circuits in domestic, commercial and industrial applications.

Neon locator

A textured, polycarbonate moulding allowing the glow of the neon to be seen at almost any angle. Designed to complement the Logic Plus 1, 2, or 3 gang plateswitches.

It is easy to install in existing locations. For 3 gang applications using a 25mm deep box simplifies wiring.

FEATURES

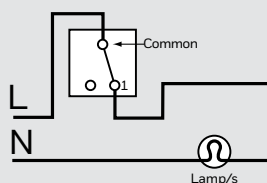
- Two way switches can be wired as one or two way
- Matching Grid switches available in 10 or 20A ratings
- 3mm switch contact gap
- Positive switch action
- Top access, backed out and captive terminal screws
- Neon locator available making switch easy to find in darkened rooms (Logic Plus™ only)



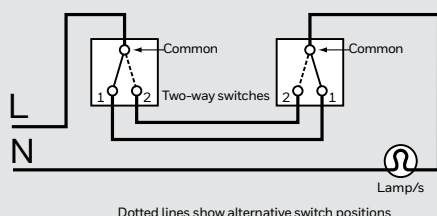
Plateswitches

Wiring diagrams

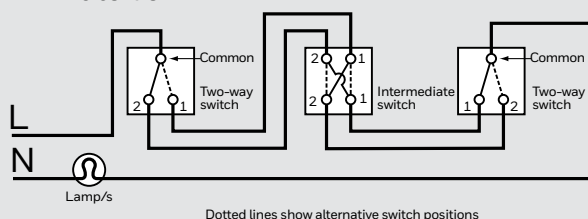
One-way switching



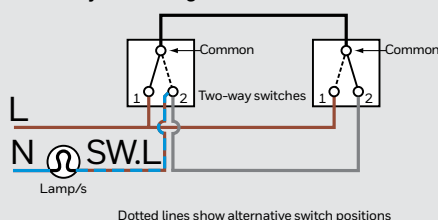
Two-way switching – 2 wire control



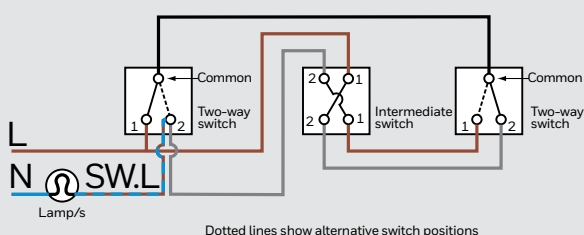
Two-way switching plus intermediate switching – 2 wire control



Two-way switching – 3 wire control



Two-way switching plus intermediate switching – 3 wire control



N.B. Terminal positions may alter. The above diagrams are to show wiring layout.