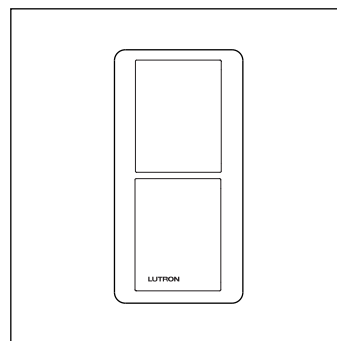


Square-Style Pico Faceplates

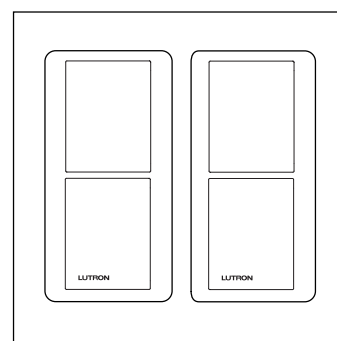
Pico faceplates allow you to coordinate, accent, and blend your lighting controls with your décor, and experience a new way of expressing style and taste.

Features

- Plastic/Metal faceplates feature square corners and flat edges.
- Glass faceplates feature square corners and beveled edges.
- Faceplate snaps onto the faceplate adapter with no visible means of attachment.
- Pico controls mount flush with the faceplate.
- Pico faceplates work with both square and round style wallboxes. They can also be mounted to any non-metallic¹ surface.²



1-Column Faceplate



2-Column Faceplate

Colors Available:

Plastic



TAW
Matte Arctic White



TBL
Matte Black

Metal



BC
Bright Chrome



SN
Satin Nickel



SB
Satin Brass

Glass



CWH
Clear Glass with
White Paint

Note: Pico controls shown on this page are for reference only. Pico controls are sold separately.

¹ Pico controls should not be mounted to metallic surfaces, this may affect the performance of the device.

² Use the provided #6-20 coarse-thread flat head screws and coordinating anchors for mounting to drywall.


Job Name: <input type="text"/>	Model Numbers: <input type="text"/>	
Job Number: <input type="text"/>	<input type="text"/>	<input type="text"/>

Model Numbers: Plastic Faceplate


LPFP-S1-XXX-R*	1-Column
LPFP-S2-XXX-R*	2-Column

* “XXX” in the model number represents color/finish code.
See **Colors Available** below.

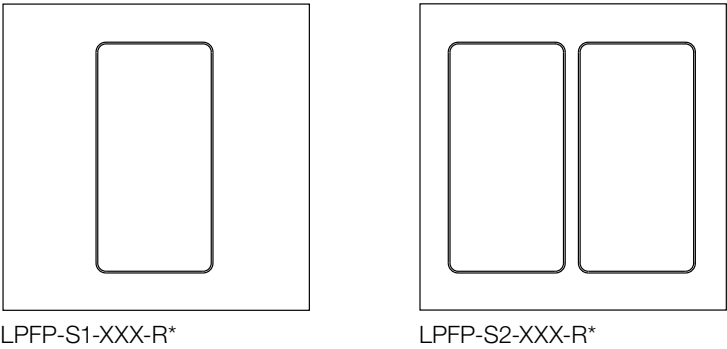
Colors Available:



TAW
Arctic White



TBL
Black




Model Numbers: Metal Faceplate


LPFP-S1-XX**	1-Column
LPFP-S2-XX**	2-Column

** “XX” in the model number represents color/finish code.
See **Colors Available** below.


Colors Available:



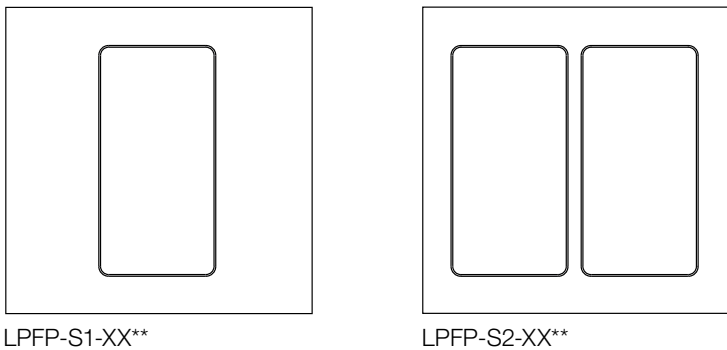
BC
Bright Chrome



SN
Satin Nickel



SB
Satin Brass



Model Numbers: Pico Glass Faceplate

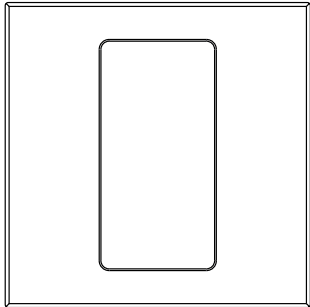
LFGP-S1-XXX*	1-Column
LFGP-S2-XXX*	2-Column

* "XXX" in the model number represents color/finish code.
See **Colors Available** below.

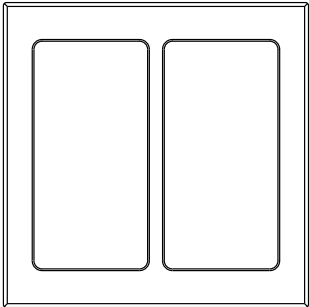
Colors Available:



CWH
Clear Glass with
White Paint



LFGP-S1-XXX



LFGP-S2-XXX

Specifications

Regulatory Approvals

- CE certified
- UKCA certified
- cULus listed

Environment

- Ambient operating temperature: 0 °C to 40 °C (32 °F to 104 °F)
- Maximum 90% non-condensing relative humidity
- Indoor use only

Product-Specific Features

- Pico faceplates snap on with no visible means of attachment
- Mount directly to a wallbox or a flat surface
- Compatible with both wired (QSWP-CP, QSWP-DM) or wireless Pico controls

Glass-Specific Features

- Heat-strengthened glass
- Lamination layer will contain the glass in the event of a break

Cleaning

- Use only a soft cloth with warm water and mild soap to clean faceplates (no chemical cleaners)

Warranty

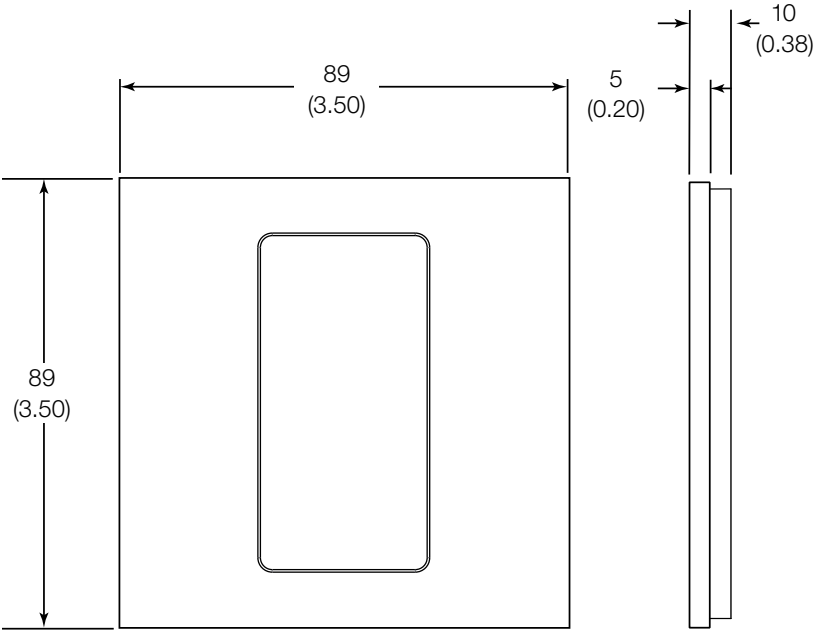
- www.lutron.com/TechnicalDocumentLibrary/369-119_Wallbox_Warranty.pdf

Job Name:			
Job Number:		Model Numbers:	

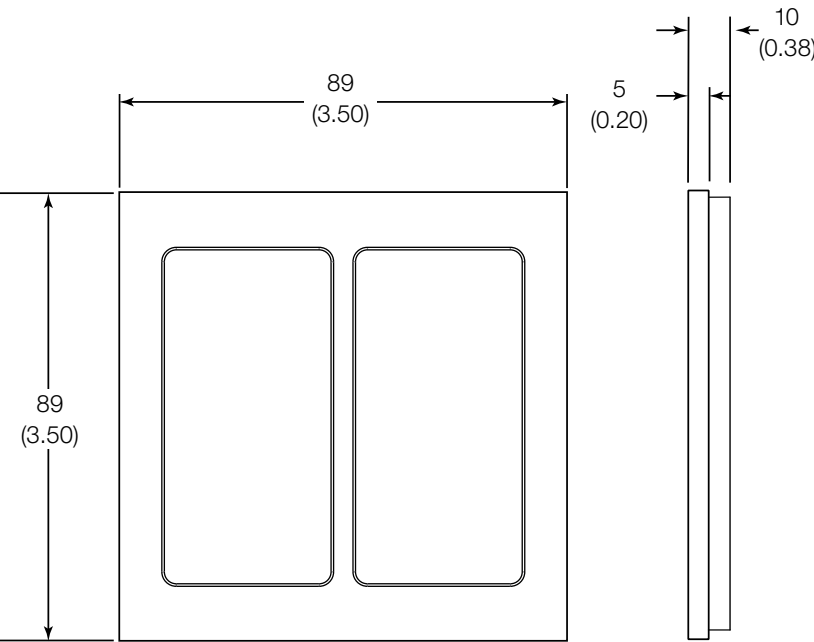
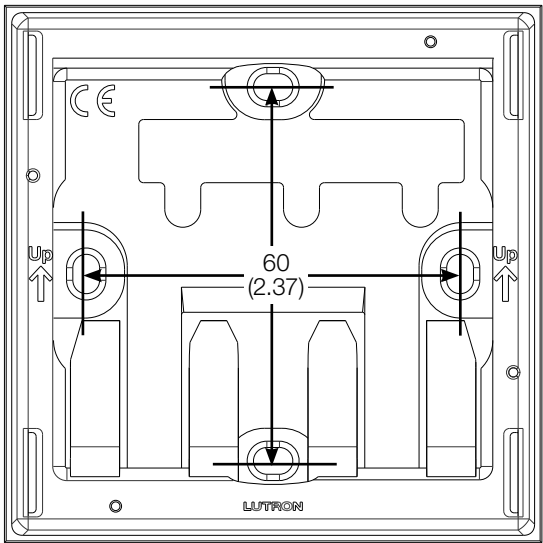
Dimensions

Dimensions shown as: mm (in)

Pico Faceplate - Plastic and Metal



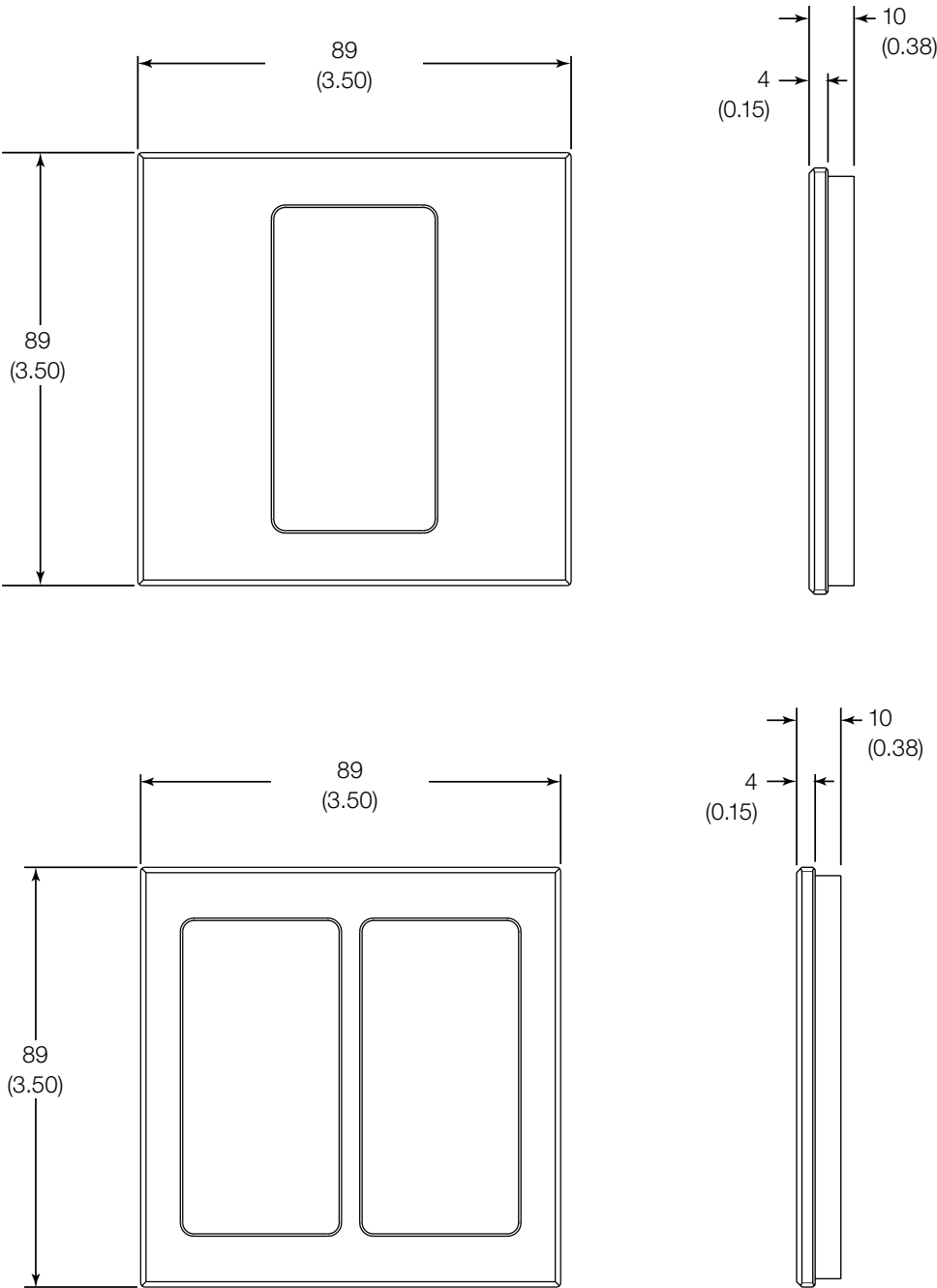
Pico Faceplate Adapter




Dimensions

Dimensions shown as: mm (in)

Pico Glass Faceplate



Lutron, the Lutron logo, and Pico are trademarks or registered trademarks of Lutron Electronics Co., Inc. in the US and/or other countries. All other product names, logos, and brands are property of their respective owners.

 LUTRON

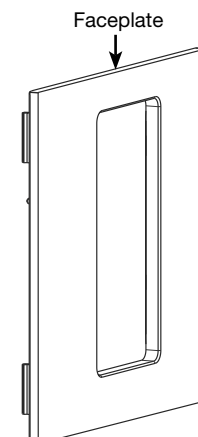
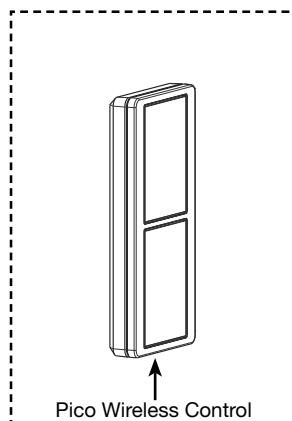
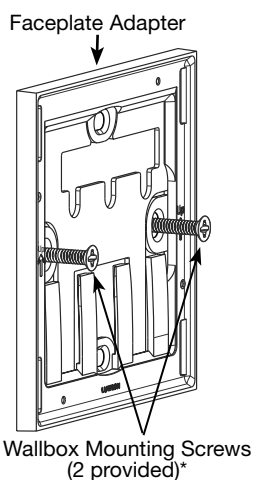
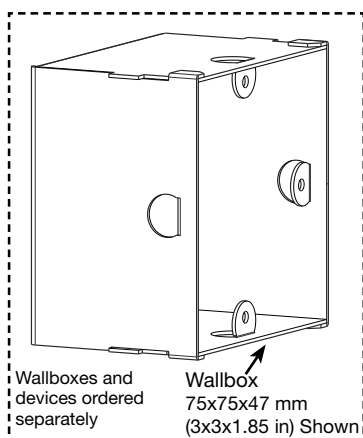
SPECIFICATION SUBMITTAL

Page 6

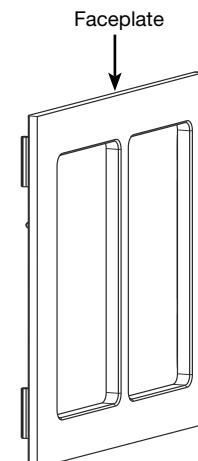
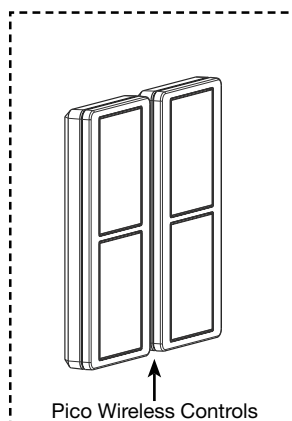
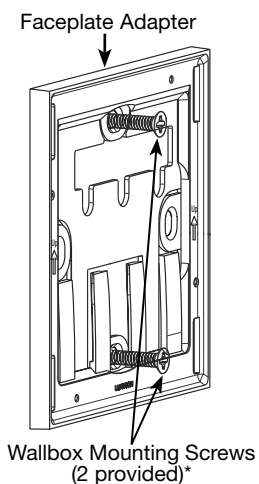
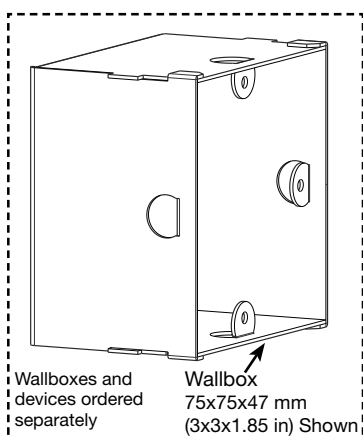
Job Name:	Model Numbers:		
Job Number:			

Mounting

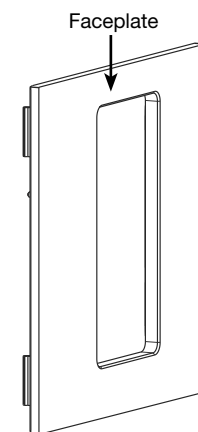
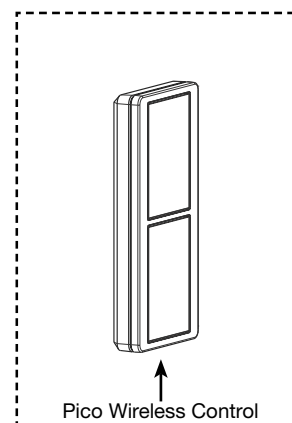
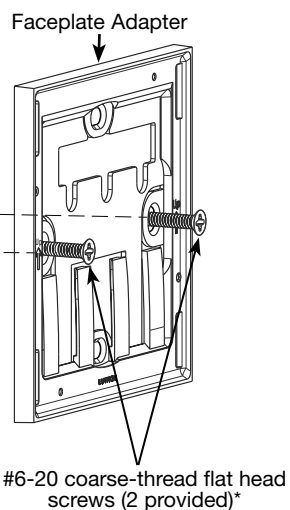
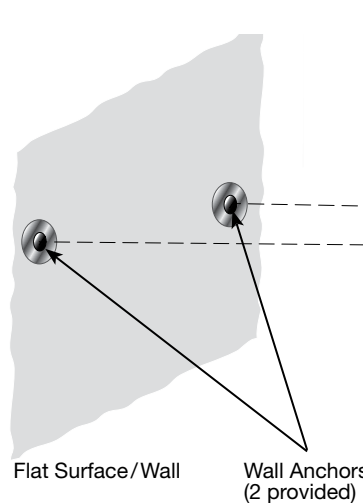
Wallbox: 1-Column



Wallbox: 2-Column



Flat Surface: 1-Column or 2-Column



* The mounting screws may be inserted into either the left/right or the top/bottom locations. The preferred screw locations are shown for each mounting configuration.

Job Name:

Model Numbers:

Job Number: