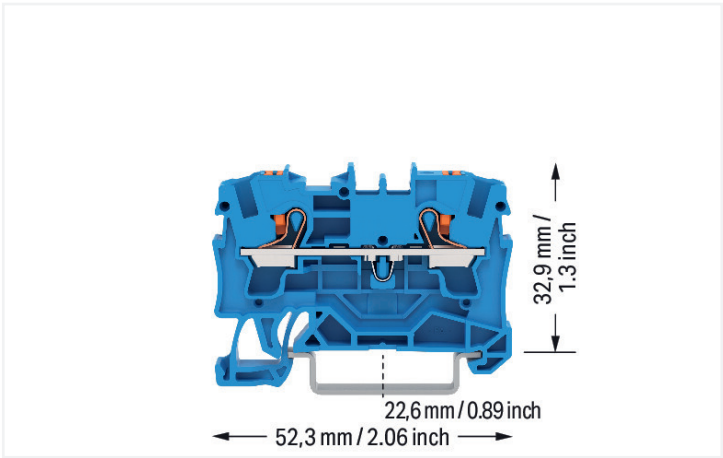


Data Sheet | Item Number: 2204-1204

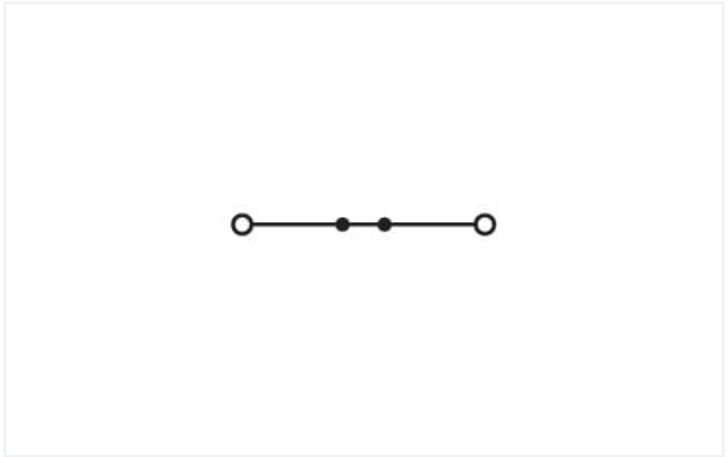


2-conductor through terminal block; with push-button; 4 mm²; with test port; suitable for Ex i applications; side and center marking; for DIN-rail 35 x 15 and 35 x 7.5; Push-in CAGE CLAMP®; 4,00 mm²; blue



<https://www.wago.com/2204-1204>



Color: ■ blue



Similar to illustration

Electrical data			
Ratings per IEC/EN		Ratings per UL 1059	
Ratings per	IEC/EN 60947-7-1	Approvals per	UL 1059
Nominal voltage (III/3)	800 V	Rated voltage UL (Use Group B)	600 V
Rated impulse voltage (III/3)	8 kV	Rated current UL (Use Group B)	30 A
Rated current	32 A	Rated voltage UL (Use Group C)	600 V
Current at conductor cross-section (max.) mm²	41 A	Rated current UL (Use Group C)	30 A
Legend (ratings)	(III / 3) ≙ Overvoltage category III / Pollution degree 3		

Ratings per CSA		Ex information	
Approvals per	CSA 22.2 No 158	Reference hazardous areas	See "Downloads – Documentation – Additional Information: Technical Section; Technical Explanations"
Rated voltage CSA (Use Group B)	600 V	Ratings per	ATEX: PTB 18 ATEX 1006 U / IECEx: PTB 18.0013U (Ex eb IIC Gb)
Rated current CSA (Use Group B)	30 A	Rated voltage EN (Ex e II)	550 V
Rated voltage CSA (Use Group C)	600 V	Rated current (Ex e II)	31 A
Rated current CSA (Use Group C)	30 A	Rated current (Ex e II) with jumper	30 A



Power loss	
Power loss, per pole (potential)	1.024 W
Rated current I _N for specified power loss	32 A
Resistance value for specified, current-dependent power loss	0.001 Ω

Connection data			
Connection points	2	Connection 1	
Total number of potentials	1	Connection technology	Push-in CAGE CLAMP®
Number of levels	1	Actuation type	Push-button
Number of jumper slots	2	Connectable conductor materials	Copper
		Nominal cross-section	4 mm²
		Solid conductor	0.5 ... 6 mm² / 20 ... 10 AWG
		Solid conductor; push-in termination	1 ... 6 mm² / 14 ... 10 AWG
		Fine-stranded conductor	0.5 ... 6 mm² / 20 ... 10 AWG
		Fine-stranded conductor; with insulated ferrule	0.5 ... 4 mm² / 20 ... 12 AWG
		Fine-stranded conductor; with ferrule; push-in termination	1.5 ... 4 mm² / 18 ... 12 AWG
		Note (conductor cross-section)	Depending on the conductor characteristic, a conductor with a smaller cross-section can also be inserted via push-in termination.
		Strip length	11 ... 13 mm / 0.43 ... 0.51 inches
		Wiring direction	Front-entry wiring


Physical data	
Width	6.2 mm / 0.244 inches
Height	52.3 mm / 2.059 inches
Depth from upper-edge of DIN-rail	32.9 mm / 1.295 inches

Mechanical data	
Mounting type	DIN-35 rail
Marking level	Center/side marking




Material data	
Note (material data)	Information on material specifications can be found here
Color	blue
Material group	I
Insulation material	Polyamide (PA66)
Flammability class per UL94	V0
Fire load	0.193 MJ
Weight	7.2 g






Environmental Product Compliance

Compliance Search
Environmental Product Compliance 2204-1204 

Documentation

Additional Information			Bid Text	
Technical Section	pdf 2142.18 KB		2204-1204	19.02.2019 xml 3.78 KB 
			2204-1204	09.08.2018 docx 14.89 KB 

CAD/CAE-Data







CAD data		CAE data	
2D/3D Models 2204-1204		EPLAN Data Portal 2204-1204	
		ZUKEN Portal 2204-1204	

1 Compatible Products

1.1 Required Accessories

1.1.1 End plate

1.1.1.1 End plate

			
Item No.: 2004-1291 End and intermediate plate; 1 mm thick; gray	Item No.: 2004-1292 End and intermediate plate; 1 mm thick; orange	Item No.: 209-191 Separator for Ex e/Ex i applications; 3 mm thick; 120 mm wide; orange	Item No.: 209-190 Separator for Ex e/Ex i applications; 3 mm thick; 90 mm wide; orange
			
Item No.: 2004-1293 Seperator plate; 2 mm thick; oversized; gray	Item No.: 2004-1294 Seperator plate; 2 mm thick; oversized; orange		

1.2 Optional Accessories

1.2.1 DIN-rail



1.2.1.1 Mounting accessories



Item No.: 210-196
Aluminum carrier rail; 35 x 8.2 mm; 1.6 mm thick; 2 m long; unslotted; similar to EN 60715; silver-colored



Item No.: 210-198
Copper carrier rail; 35 x 15 mm; 2.3 mm thick; 2 m long; unslotted; according to EN 60715; copper-colored



Item No.: 210-197
Steel carrier rail; 35 x 15 mm; 1.5 mm thick; 2 m long; slotted; similar to EN 60715; silver-colored



Item No.: 210-114
Steel carrier rail; 35 x 15 mm; 1.5 mm thick; 2 m long; unslotted; similar to EN 60715; silver-colored



Item No.: 210-118
Steel carrier rail; 35 x 15 mm; 2.3 mm thick; 2 m long; unslotted; according to EN 60715; silver-colored



Item No.: 210-115
Steel carrier rail; 35 x 7.5 mm; 1 mm thick; 2 m long; slotted; according to EN 60715; "Hole width 18 mm; silver-colored



Item No.: 210-112
Steel carrier rail; 35 x 7.5 mm; 1 mm thick; 2 m long; slotted; according to EN 60715; "Hole width 25 mm; silver-colored



Item No.: 210-113
Steel carrier rail; 35 x 7.5 mm; 1 mm thick; 2 m long; unslotted; according to EN 60715; silver-colored

1.2.2 Ferrule

1.2.2.1 Ferrule



Item No.: 216-262
Ferrule; Sleeve for 0.75 mm² / 18 AWG; insulated; electro-tin plated; electrolytic copper; gastight crimped; acc. to DIN 46228, Part 4/09.90; gray



Item No.: 216-263
Ferrule; Sleeve for 1 mm² / AWG 18; insulated; electro-tin plated; electrolytic copper; gastight crimped; acc. to DIN 46228, Part 4/09.90; red



Item No.: 216-264
Ferrule; Sleeve for 1.5 mm² / AWG 16; insulated; electro-tin plated; electrolytic copper; gastight crimped; acc. to DIN 46228, Part 4/09.90; black



Item No.: 216-266
Ferrule; Sleeve for 2.5 mm² / AWG 14; insulated; electro-tin plated; electrolytic copper; gastight crimped; acc. to DIN 46228, Part 4/09.90; blue



Item No.: 216-267
Ferrule; Sleeve for 4 mm² / AWG 12; insulated; electro-tin plated; electrolytic copper; gastight crimped; acc. to DIN 46228, Part 4/09.90; gray

1.2.3 Installation

1.2.3.1 Cover



Item No.: 709-156
Cover; Type 3; suitable for cover carrier, type 3; 1 m long; transparent

1.2.3.2 Cover carrier



Item No.: 709-169
Cover carrier; Type 3; gray

1.2.4 Insulation stop

1.2.4.1 Insulation stop

**Item No.: 2004-171**

Insulation stop; 0.25 - 0.5 mm²; 5 pieces/strip; light gray

Item No.: 2004-172

Insulation stop; 0.75 - 1 mm²; 5 pieces/strip; dark gray

1.2.5 Jumper

1.2.5.1 Jumper

**Item No.: 2004-406/020-000**

Delta jumper; insulated; light gray

**Item No.: 2004-410**

Jumper; 10-way; insulated; light gray

**Item No.: 2004-402**

Jumper; 2-way; insulated; light gray

**Item No.: 2004-403**

Jumper; 3-way; insulated; light gray

**Item No.: 2004-404**

Jumper; 4-way; insulated; light gray

**Item No.: 2004-405**

Jumper; 5-way; insulated; light gray

**Item No.: 2004-406**

Jumper; 6-way; insulated; light gray

**Item No.: 2004-407**

Jumper; 7-way; insulated; light gray

**Item No.: 2004-408**

Jumper; 8-way; insulated; light gray

**Item No.: 2004-409**

Jumper; 9-way; insulated; light gray

**Item No.: 2004-440**

Jumper; from 1 to 10; insulated; light gray

**Item No.: 2004-433**

Jumper; from 1 to 3; insulated; light gray

**Item No.: 2004-434**

Jumper; from 1 to 4; insulated; light gray

**Item No.: 2004-435**

Jumper; from 1 to 5; insulated; light gray

**Item No.: 2004-436**

Jumper; from 1 to 6; insulated; light gray

**Item No.: 2004-437**

Jumper; from 1 to 7; insulated; light gray

**Item No.: 2004-438**

Jumper; from 1 to 8; insulated; light gray

**Item No.: 2004-439**

Jumper; from 1 to 9; insulated; light gray

**Item No.: 2004-405/011-000**

Star point jumper; 3-way; insulated; light gray

**Item No.: 2006-499**

Step-down jumper; from 2006/2004 to 2004/2002/2001 series; from 2206/2204 to 2204/2202/2201 series; insulated; light gray

**Item No.: 2016-499**

Step-down jumper; from 2016/2010 to 2010/2006/2004/2002 series; from 2216/2210 to 2210/2206/2204/2202 series; insulated; light gray

**Item No.: 210-103**

Wire commoning chain; insulated; black

**Item No.: 210-123**

Wire commoning chain; insulated; blue

1.2.6 Marking

1.2.6.1 Group marker carrier

**Item No.: 2009-191**

Group marker carrier; gray

**Item No.: 2009-192**

Group marker carrier; gray

**Item No.: 2009-193**

Group marker carrier; gray

1.2.6.2 Marker

**Item No.: 2009-145/000-006**

Mini-WSB Inline; for Smart Printer; 1700 pieces on roll; stretchable 5 - 5.2 mm; plain; snap-on type; blue

**Item No.: 2009-145/000-007**

Mini-WSB Inline; for Smart Printer; 1700 pieces on roll; stretchable 5 - 5.2 mm; plain; snap-on type; gray

**Item No.: 2009-145/000-023**

Mini-WSB Inline; for Smart Printer; 1700 pieces on roll; stretchable 5 - 5.2 mm; plain; snap-on type; green

**Item No.: 2009-145/000-012**

Mini-WSB Inline; for Smart Printer; 1700 pieces on roll; stretchable 5 - 5.2 mm; plain; snap-on type; orange

**Item No.: 2009-145/000-005**

Mini-WSB Inline; for Smart Printer; 1700 pieces on roll; stretchable 5 - 5.2 mm; plain; snap-on type; red

**Item No.: 2009-145/000-024**

Mini-WSB Inline; for Smart Printer; 1700 pieces on roll; stretchable 5 - 5.2 mm; plain; snap-on type; violet

**Item No.: 2009-145**




































Mini-WSB Inline; for Smart Printer; 1700 pieces on roll; stretchable 5 - 5.2 mm; plain; snap-on type; white

**Item No.: 2009-145/000-002**

Mini-WSB Inline; for Smart Printer; 1700 pieces on roll; stretchable 5 - 5.2 mm; plain; snap-on type; yellow



1.2.6.2 Marker

 Item No.: 248-501/000-006 Mini-WSB marking card; as card; not stretchable; plain; snap-on type; blue	 Item No.: 248-501/000-007 Mini-WSB marking card; as card; not stretchable; plain; snap-on type; gray	 Item No.: 248-501/000-023 Mini-WSB marking card; as card; not stretchable; plain; snap-on type; green	 Item No.: 248-501/000-017 Mini-WSB marking card; as card; not stretchable; plain; snap-on type; light green
 Item No.: 248-501/000-012 Mini-WSB marking card; as card; not stretchable; plain; snap-on type; orange	 Item No.: 248-501/000-005 Mini-WSB marking card; as card; not stretchable; plain; snap-on type; red	 Item No.: 248-501/000-024 Mini-WSB marking card; as card; not stretchable; plain; snap-on type; violet	 Item No.: 248-501 Mini-WSB marking card; as card; not stretchable; plain; snap-on type; white
 Item No.: 248-501/000-002 Mini-WSB marking card; as card; not stretchable; plain; snap-on type; yellow	 Item No.: 793-5501/000-006 WMB marking card; as card; for terminal block width 5 - 17.5 mm; stretchable 5 - 5.2 mm; plain; snap-on type; blue	 Item No.: 793-5501/000-007 WMB marking card; as card; for terminal block width 5 - 17.5 mm; stretchable 5 - 5.2 mm; plain; snap-on type; gray	 Item No.: 793-5501/000-023 WMB marking card; as card; for terminal block width 5 - 17.5 mm; stretchable 5 - 5.2 mm; plain; snap-on type; green
 Item No.: 793-5501/000-017 WMB marking card; as card; for terminal block width 5 - 17.5 mm; stretchable 5 - 5.2 mm; plain; snap-on type; light green	 Item No.: 793-5501/000-012 WMB marking card; as card; for terminal block width 5 - 17.5 mm; stretchable 5 - 5.2 mm; plain; snap-on type; orange	 Item No.: 793-5501/000-005 WMB marking card; as card; for terminal block width 5 - 17.5 mm; stretchable 5 - 5.2 mm; plain; snap-on type; red	 Item No.: 793-5501/000-024 WMB marking card; as card; for terminal block width 5 - 17.5 mm; stretchable 5 - 5.2 mm; plain; snap-on type; violet
 Item No.: 793-5501 WMB marking card; as card; for terminal block width 5 - 17.5 mm; stretchable 5 - 5.2 mm; plain; snap-on type; white	 Item No.: 793-5501/000-002 WMB marking card; as card; for terminal block width 5 - 17.5 mm; stretchable 5 - 5.2 mm; plain; snap-on type; yellow	 Item No.: 793-501/000-006 WMB marking card; as card; not stretchable; plain; snap-on type; blue	 Item No.: 793-501/000-007 WMB marking card; as card; not stretchable; plain; snap-on type; gray
 Item No.: 793-501/000-023 WMB marking card; as card; not stretchable; plain; snap-on type; green	 Item No.: 793-501/000-017 WMB marking card; as card; not stretchable; plain; snap-on type; light green	 Item No.: 793-501/000-012 WMB marking card; as card; not stretchable; plain; snap-on type; orange	 Item No.: 793-501/000-005 WMB marking card; as card; not stretchable; plain; snap-on type; red
 Item No.: 793-501/000-024 WMB marking card; as card; not stretchable; plain; snap-on type; violet	 Item No.: 793-501 WMB marking card; as card; not stretchable; plain; snap-on type; white	 Item No.: 793-501/000-002 WMB marking card; as card; not stretchable; plain; snap-on type; yellow	 Item No.: 2009-115/000-006 WMB-Inline; for Smart Printer; 1500 pieces on roll; stretchable 5 - 5.2 mm; plain; snap-on type; blue
 Item No.: 2009-115/000-007 WMB-Inline; for Smart Printer; 1500 pieces on roll; stretchable 5 - 5.2 mm; plain; snap-on type; gray	 Item No.: 2009-115/000-023 WMB-Inline; for Smart Printer; 1500 pieces on roll; stretchable 5 - 5.2 mm; plain; snap-on type; green	 Item No.: 2009-115/000-017 WMB-Inline; for Smart Printer; 1500 pieces on roll; stretchable 5 - 5.2 mm; plain; snap-on type; light green	 Item No.: 2009-115/000-012 WMB-Inline; for Smart Printer; 1500 pieces on roll; stretchable 5 - 5.2 mm; plain; snap-on type; orange
 Item No.: 2009-115/000-024 WMB-Inline; for Smart Printer; 1500 pieces on roll; stretchable 5 - 5.2 mm; plain; snap-on type; violet	 Item No.: 2009-115 WMB-Inline; for Smart Printer; 1500 pieces on roll; stretchable 5 - 5.2 mm; plain; snap-on type; white	 Item No.: 2009-115/000-002 WMB-Inline; for Smart Printer; 1500 pieces on roll; stretchable 5 - 5.2 mm; plain; snap-on type; yellow	

1.2.6.3 Marker carrier

 Item No.: 2009-198 Adaptor; gray

1.2.6.4 Marking strip



Item No.: 2009-110
Marking strips; for Smart Printer; on reel;
not stretchable; plain; snap-on type; white

1.2.7 Test and measurement

1.2.7.1 Testing accessories



Item No.: 2004-511
Modular TOPJOB®S connector; modular;
for jumper contact slot; 1-pole; 4,00 mm²;
gray



Item No.: 2004-552
Modular TOPJOB®S connector; modular;
for jumper contact slot; 2-pole; 4,00 mm²;
gray



Item No.: 2004-553
Modular TOPJOB®S connector; modular;
for jumper contact slot; 3-pole; 4,00 mm²;
gray



Item No.: 2004-554
Modular TOPJOB®S connector; modular;
for jumper contact slot; 4-pole; 4,00 mm²;
gray



Item No.: 2004-555
Modular TOPJOB®S connector; modular;
for jumper contact slot; 5-pole; 4,00 mm²;
gray



Item No.: 2004-549
Spacer module; modular; e.g., for bridging
commoned terminal blocks; gray



Item No.: 2009-174
Test plug adapter; for 4 mm Ø test plugs;
for testing TOPJOB®S rail-mounted ter-
minal blocks; gray



Item No.: 2009-182
Testing tap; for max. 2.5 mm²; tool-free
connection for individual test wires 0.08 -
2.5 mm; gray

1.2.8 Tool

1.2.8.1 Operating tool




Item No.: 210-658
Operating tool; Blade: 3.5 x 0.5 mm; with a
partially insulated shaft; angled; short;
multicoloured



Item No.: 210-720
Operating tool; Blade: 3.5 x 0.5 mm; with a
partially insulated shaft; multicoloured

Installation Notes

Conductor termination




All conductor types at a glance



Push-in termination of solid and ferruled
conductors




Insert fine-stranded conductors via ope-
rating tool.



Removing all conductors via operating
tool.

Commoning



Insert a push-in type jumper bar and push
down until it hits the backstop.



Commoning with step-down jumpers.




Step-down jumper (2006-499) commons
6/4 mm² (10/12 AWG) terminal blocks
(2206/2204 Series) with 4/2.5/1.5 mm²
(AWG 12/14/16) terminal blocks
(2204/2202/2201 Series).

Testing




Testing with a 2 mm Ø test plug (max. 42 V).

Marking



Snapping a marking strip into a marker slot.



Snapping a marking strip into the marker slot.