

# PRODUCT DATASHEET

## DULUX T PLUS 26 W/840

OSRAM DULUX® T PLUS | CFLni, 3 tubes, with 2-pin base for CCG operation



---

### Areas of application

- Offices, public buildings
- Shops
- Supermarkets and department stores
- Hotels, restaurants
- Industrial lighting

---

### Product benefits

- Improved maintenance

---

### Product features

- Good color rendering index
- Short and compact pin-base lamp with triple-turn tubes
- Single-ended two-pin plug-in GX24d base



TECHNICAL DATA

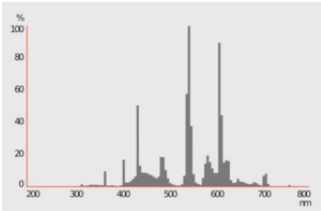
Electrical data

Nominal wattage	26 W
Construction wattage	27.90 W
Nominal voltage	105 V
Nominal current	0.33 A

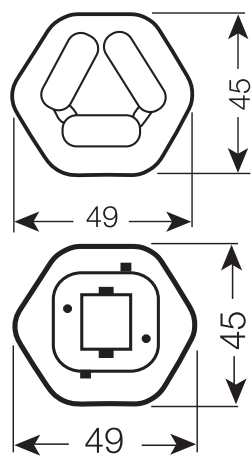
Photometrical data

Luminous flux	1800 lm
Luminous efficacy	65 lm/W <sup>1)</sup>
Light color (designation)	LUMILUX Cool White
Color temperature	4000 K
Color rendering index Ra	≥ 80
Light color	840
Rated LLMF at 2,000 h	0.85
Rated LLMF at 4,000 h	0.78
Rated LLMF at 6,000 h	0.76
Rated LLMF at 8,000 h	0.75

1) At CCG



Dimensions & Weight



Overall length	138.50 mm
Length with base excl. base pins/connection	116,00 mm
Diameter	12.00 mm
Tube diameter	12 mm
Product weight	63.5 g

Temperatures & operating conditions

Ambient temperature range	-5...+40 °C
---------------------------	-------------

Lifespan

Lifespan	10000 h
Service life	6500 h
Rated lamp survival factor at 2,000 h	0.99
Rated lamp survival factor at 4,000	0.99
Rated lamp survival factor at 6,000	0.95
Rated lamp survival factor at 8,000 h	0.81
Lifespan B50	10000 h

Additional product data

Base (standard designation)	GX24d-3
Mercury content	2.0 mg

Capabilities

Dimmable	No
----------	----

## Certificates & Standards

Energy efficiency class	G
Energy consumption	28.00 kWh/1000h

## Country-specific categorizations

ILCOS	FSM-26/840-I-G2X4d-3
Order reference	DULUX T 26W/840

## Energy labelling regulation data acc EU 2019/2015

Lighting technology used	CFLNI
Non-directional or directional	NDLS
Mains or non-mains	NMLS
Light source cap-type (or other electric interface)	GX24d-3
Connected light source (CLS)	No
Color-tuneable light source	No
Envelope	No
High luminance light source	No
Anti-glare shield	No
Correlated colour temperature type	SINGLE_VALUE
Claim of equivalent power	No
Length	138.50 mm
Height	12.00 mm
Width	12.00 mm
Chromaticity coordinate x	0,380
Chromaticity coordinate y	0,380
Beam angle correspondence	SPHERE_360
EPREL ID	546460
Model number	AC34235


## EQUIPMENT / ACCESSORIES

- Suitable for operation on conventional control gear
- Suitable for 0.22 A control gear only (DULUX T 18 W PLUS)

## Safety advice

- In case of lamp breakage: [www.ledvance.com/brokenlamp](http://www.ledvance.com/brokenlamp)

DOWNLOAD DATA

DOWNLOAD DATA	
	Certificates
	Certificates

LOGISTICAL DATA

Product code	Packaging unit (Pieces/Unit)	Dimensions (length x width x height)	Gross weight	Volume
4050300342047	Folding box 1	45 mm x 48 mm x 142 mm	77.00 g	0.31 dm <sup>3</sup>
4050300342054	Shipping box 10	240 mm x 102 mm x 161 mm	907.00 g	3.94 dm <sup>3</sup>

The mentioned product code describes the smallest quantity unit which can be ordered. One shipping unit can contain one or more single products. When placing an order, for the quantity please enter single or multiples of a shipping unit.

DISCLAIMER

Subject to change without notice. Errors and omission excepted. Always make sure to use the most recent release.