

PRODUCT DATASHEET

L 36 W/865

LUMILUX® T8 | Tubular fluorescent lamps 26 mm, with G13 bases



Areas of application

- Public buildings
- Office lighting
- Industry
- Shops
- Supermarkets and department stores
- Street lighting
- Outdoor applications only in suitable luminaires

Product benefits

- Proven lamp technology

Product features

- Very good lumen maintenance: 90 % throughout the service lifetime of the lamp
- Good color rendering index
- Dimmable



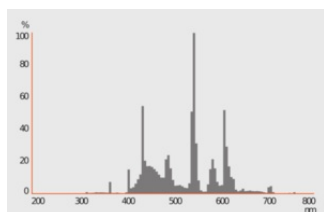
TECHNICAL DATA

Electrical data

Nominal wattage	36 W
Construction wattage	39.40 W
Nominal voltage	103 V
Nominal current	0.43 A

Photometrical data

Luminous flux	3150 lm
Luminous efficacy	80 lm/W
Light color (designation)	LUMILUX Cool Daylight
Color temperature	6500 K
Color rendering index Ra	≥80
Light color	865
Rated LLMF at 2,000 h	0.96
Rated LLMF at 4,000 h	0.94
Rated LLMF at 6,000 h	0.93
Rated LLMF at 8,000 h	0.91
Rated LLMF at 12,000 h	0.91
Rated LLMF at 16,000 h	0.90
Rated LLMF at 20,000 h	0.96



Dimensions & Weight

Overall length	1213.60 mm
Length with base excl. base pins/connection	1200 mm
Diameter	25.50 mm
Tube diameter	26 mm

Product weight	160.00 g
----------------	----------

Lifespan

Lifespan	20000 h
Service life	18000 h ¹⁾
Rated lamp survival factor at 2,000 h	0.99
Rated lamp survival factor at 4,000	0.99
Rated lamp survival factor at 6,000	0.99
Rated lamp survival factor at 8,000 h	0.99
Rated lamp survival factor at 12,000 h	0.99
Rated lamp survival factor at 16,000	0.99
Rated lamp survival factor at 20,000 h	0.50
Lifespan B50	20000 h

¹⁾ With preheat ECG

Additional product data

Base (standard designation)	G13
Mercury content	3.0 mg

Capabilities

Dimmable	Yes
----------	-----

Certificates & Standards

Energy efficiency class	G
Energy consumption	40.00 kWh/1000h

Country-specific categorizations

ILCOS	FD-36/865-E-G13-26/1200
Order reference	L 36W/865

Energy labelling regulation data acc EU 2019/2015






Lighting technology used	OTHER_FL
Non-directional or directional	NDLS
Mains or non-mains	NMLS
Light source cap-type (or other electric interface)	G13
Connected light source (CLS)	No
Color-tuneable light source	No

Envelope	No
High luminance light source	No
Anti-glare shield	No
Correlated colour temperature type	SINGLE_VALUE
Claim of equivalent power	No
Length	1213.60 mm
Height	25.50 mm
Width	25.50 mm
Chromaticity coordinate x	0,313
Chromaticity coordinate y	0,337
Beam angle correspondence	SPHERE_360
EPREL ID	546335,546339,1282755
Model number	AC34106,AC34102,AC44081

Safety advice

– In case of lamp breakage: www.ledvance.com/brokenlamp

DOWNLOAD DATA

DOWNLOAD DATA	
	Declarations Of Conformity CE
	Declarations Of Conformity CE
	Advertisements
	Advertisements
	Advertisements

LOGISTICAL DATA

Product code	Packaging unit (Pieces/Unit)	Dimensions (length x width x height)	Gross weight	Volume
4050300517858	Sleeve 1	27 mm x 28 mm x 1,210 mm	174.43 g	0.91 dm ³

Product code	Packaging unit (Pieces/Unit)	Dimensions (length x width x height)	Gross weight	Volume
4050300517865	Shipping box 25	1,234 mm x 150 mm x 155 mm	4892.13 g	28.69 dm ³

The mentioned product code describes the smallest quantity unit which can be ordered. One shipping unit can contain one or more single products. When placing an order, for the quantity please enter single or multiples of a shipping unit.

DISCLAIMER

Subject to change without notice. Errors and omission excepted. Always make sure to use the most recent release.