

01604 495 151
collingwoodlighting.com

- collingwoodled
- /collingwoodlighting
- collingwoodlighting

H2 Lite

TRIAC Dimmable, fire-rated downlight with integrated bezel & Easy-fit connector

Features

IP rating	IP65 (from below) IP20 (from above)
CSP Switchable	No
Tiltable	No
UGR	22
Sensor Option	Smart Microwave
Dimmable Option	Yes (TRIAC mains dimmable)
LED Lifetime	70,000h L70
CRI	80 Ra
SDCM	4 SDCM
Emergency Option	No

Installation information

Install Connector Type	Easy-fit connector
Insulation Coverable	Rolled and blown insulation
Cut Out Size	Ø 64-72mm
UK Bathroom Zone	1
Inrush Current	1.3A 0.23ms
Construction Material	Mild steel / VO rated plastic
Maximum ceiling thickness	40 mm
Weight	180g
Maximum Ambient Temperature	40°C
SELV	Yes
UK Building Regulations	Part B, C, E, P & L
Ceiling Joist Approvals	Solid timber, I-Joist and Metal Web
Electric Class (1, 2, 3)	2

Guarantee

7 years

Features & benefits

Patented Easy-fit connector for first & second fix
Shallow depth 46mm
Insulation coverable
With approximately 5 million units supplied to a wide range of customers, H2 Lite has a proven history of excellent performance, fast installation and lifetime you can trust
Unique product design with a new shallow depth to enable use in the smallest of ceiling voids
TRIAC mains dimmable, works with leading & trailing edge dimmers
Optimised design with no waste, minimizing the use of materials and impact on the planet
FSC certificated packaging ensure minimal waste

Photometrics @ 25°C

Product code	Finish	W	Colour	Beam	lm	lm/W	lx @ 1m
DLT388BS5540	Brushed steel	4.3W	4000K	55°	490	114	440
DLT388BS5530	Brushed steel	4.3W	3000K	55°	460	107	413
DLT388MW5540	Matt white	4.3W	4000K	55°	490	114	440
DLT388MW5530	Matt white	4.3W	3000K	55°	460	107	413
DLT388BLK5540	Matt black	4.3W	4000K	55°	490	114	440
DLT388BLK5530	Matt black	4.3W	3000K	55°	460	107	413

Product not suitable for exterior use, please use H2 Pro Extreme.

Wiring information

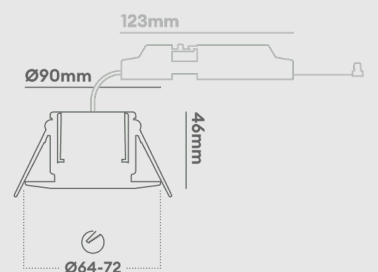
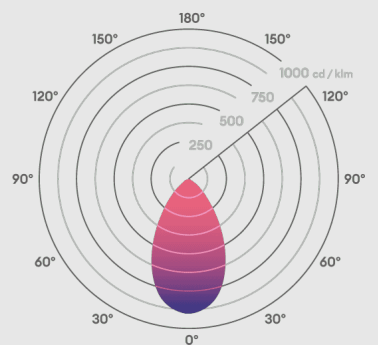
Cable / Flying Lead	0.15m
Cable Required for Connector	Push-fit terminal for: Twin & Earth (6242Y 2x1.5mm ²) or 3-core cable (R02V 3x1.5mm ²)
Type of Wiring Required	Parallel

LED driver

N/A (integrated SELV driver)	220-240V	SELV	Yes (mains)	1 (Ceiling only)	N/A	N/A
------------------------------	----------	------	-------------	------------------	-----	-----



Beam angle: 55°




Accessories


DLCONVERT70	Converter plate	Sold Separately
DM298GRID	LED mains grid dimmer	Sold Separately
DM298FP	Faceplate dimmer	Sold Separately
DLCVT110	Converter Plate	Sold Separately
CWSBRI	Smart Bridge	Sold Separately
CWSMS	Smart Motion Sensor	Sold Separately
CWD SMART	Smart Phone App (Search to Download)	Included



collingwood

01604 495 151
collingwoodlighting.com

 collingwoodled

 /collingwoodlighting

 collingwoodlighting

H2 Lite