





DATA SHEET

Disposable Medical Face Mask

TRP118

Classification	CE marking to demonstrate compliance with MDD 93/42/EEC Annex I Health & Safety requirements
Manufacturer	Fujian Huitian Biological Pharmaceutical Co. Ltd
Supplier	Regatta
Certification	EN 14683 : 2019 Medical Face Masks



-  Class 1 Medical Device
-  >95% bacteria filtration efficiency
-  <30 microbial cleanliness
-  <40 breathability

REXEL OFFERING

UOM	BOX (50)
Sell Price	£55.00
SKU	2501298193

**Check the daily availability
report for updates**

**Product reference :
TRP118 Disposable Medical Face Mask**

REGATTA
PROFESSIONAL

CE These face masks bear CE marking to demonstrate compliance with MDD 93/42/EEC Annex I Health & Safety requirements -
EN 14683 : 2019 - Medical Face masks

Bacteria filtration efficiency **BFE ≥ 95%**

Microbial cleanliness ≤ 30 **Breathability < 40**

CLASS 1
MEDICAL DEVICE

TYPE I

Suitable for use in situations where moderate to light amounts of fluid or aerosols are produced. **Please note this product is not classified as PPE**

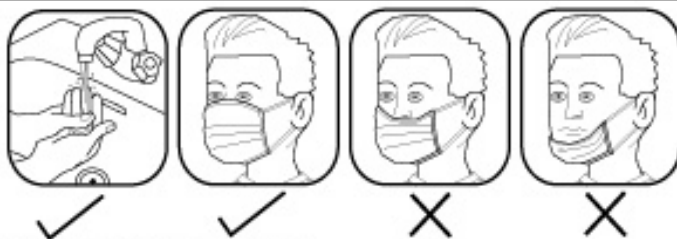
Splash Resistance (not tested)
- NOT APPLICABLE TO TYPE 1

These medical face masks are intended to be worn by patients and other persons to reduce the risk of spreading of infections, particularly in epidemic or pandemic situations

- NON STERILE
- SINGLE USE ONLY

3 layer structural protection - comfortable & breathable - shaped nose clip - ear loops - fitted to face

Instructions for use:



How to put on the face mask -

1. Clean your hands with soap and water or hand sanitizer before touching the mask.
2. Remove mask from package, take out the mask, hold by the two ends/ ear loops with the nose bridge at the top - white side should be facing towards the inside to touch the face, blue side should be facing to the outside.
3. Cover the nose, mouth and jaw with the mask and loop the ear loops over each ear.
4. Adjust the position of the mask, mould or pinch the stiff edge over the bridge of the nose for a comfortable fit.
5. The mask should cover the nose, mouth and chin at all times during wearing.
6. At no time should the mask hang around the neck of the wearer.

How to remove the face mask -

1. Clean your hands with soap and water or hand sanitizer before touching the mask.
2. Avoid touching the main part of the mask as this is contaminated, only touch the ear loops.
3. Hold both of the ear loops and gently lift and remove the mask.
4. Dispose of the mask according to the requirements of the hospital or environmental protection department.
5. Clean your hands with soap and water or hand sanitizer.

Warnings & cautions:

1. Please read the instructions on how to put on the face mask and how to remove the face mask, carefully before use.
2. This product is single use, it should not be re-used.
3. In case of liquid splashing, mask damage, moisture and/ or significant increase in respiratory resistance during wear please remove and replace immediately.
4. Please check the packaging before use, if the packaging is damaged - do not use.
5. Non sterile masks should not be used in areas with strict microbiological index control.

Storage method:

This product should be stored in a cool, dry, corrosive gas free, well ventilated and clean environment.

Manufacturer -

Fujian Huitian Biological
Pharmaceutical Co., Ltd
46 Taijiang Road,
Sanyuan District,
Sanming,
Fujian Province,
P.R.China 365001

EU Representative -

MedPath GmbH
Mies-van-der-Rohe-Strasse 8
80807 Munich
Germany
Email: info@medpath.pro

Importer -

Regatta Ltd,
Manchester,
United Kingdom. M41 7RR
www.regattaprofessional.co.uk
Contact : professional@regatta.com
Tel: 0161 749 1200