


JC080058

Skytile Base Tpa and Tpa UGR

Skytile Base TP(a) 28W IP20 4000K White frame

Features & Benefits

- Meets TP(a) requirements, suitable for all applications
- UGR options designed to comply with BS EN 12464-1 lighting of workspace
- Available in low, standard and high output options to suit various applications
- High output option over 4000 lumens, suitable for applications with higher ceilings or areas that require greater light levels
- Up to 118 LpcW
- DALI or 1-10V options
- Emergency remote pack options available



General Information

Mounting	for use with T grid suspended ceilings
Trade Name	Skytile Base
Environment	Indoor
Suitable For Zones	Outside zone 2
Product Group	LED - Recessed
Color Finish	White
Product Shape	Square
Product Range	Skytile
Overall Dimensions	595 x 595 x 25.2mm
Length (mm)	595
Width (mm)	595
Height (mm)	25.2
Product Weight(kg)	1.82
Light Source	LED
Additional Information	Suitable for use with remote emergency packs JCEM002 or JCEM002ST
Luminaire Accessories	JC71262 -surface mount tray, JC080045 -suspension kit
Recommended Product Location	indoor use only
Minimum Void Requirement	150mm
Product Aperture Size	600 x 600

IP Rating	IP20
Origin of manufacturer	China
Warranty	2 years standard warranty extends to 5 years when registered within the first year of purchase (See Website for terms and conditions)
Driver Manufacturer	Lifud
LED Manufacturer/Type	Runlite 2835

Electrical

Voltage Rating	220-240
Primary Running Current(Amp)	0.2
Inrush current(Amps)	24
Operating Frequency Hz	50/60Hz
Secondary running current(mA)	700
Constant Current or Constant Voltage	CC
Luminaire Circuit Wattage	28
Class	II
Output Voltage Max/Range (VDC)	30-40
Total Harmonic Distortion (THD)%	20
EMC Compliant (EN55015)	Yes
Power Factor Correction	0.9
Input Electrical Connections	Live, neutral
Dimmable	No

Thermals

Thermal Cut Out	Yes
Insulation Coverage	Do not cover with insulation
Minimum Void Requirement	150mm
Operating Temperature Range °C	-30 to 45

Performance Data

LED Life (Hours)	54000
Hours life stated is an indication of expected L70 chip and light output calculations when operating in optimum conditions.Product warranty period supports the full product during the term given. The L70 hours expectancy is not correlated withthe full product warranty term, nor is it a representation of lumen depreciation during the warranty period.	
Energy Rating	This product contains a light source of energy efficiency class D
Actual Lumen Output	3300
Lumens Per Circuit Watt	118
Standard Deviation Colour Matching - SDCM	<3
Color Rendering Index	80-89
CRI: Ra	82
Correlated Color Temperature	4000
Beam Angle °	115
LOR (Light Output Ratio) %	100

Photometry Available

Yes

Controls and Sensors

Overload Protection

Yes

Construction

Primary Material

Aluminium

Outer Diffuser

Polycarbonate

Lens

PMMA

Heat Sink

Steel

Driver Housing

Polycarbonate

Packaging

Quantity Per Outer Carton

6

Outer carton(L)- cm

65.50

Outer carton(W)- cm

25.00

Outer carton(H)- cm

65.80

Outer carton Net weight- kg

13.32kg

Outer carton Gross weight- kg

16.92kg

Product Bar Code EAN-13 Number

5052544115530

Outer carton Bar Code ITF-14 Number

15052544115537

Standards & Approvals

Manufactured In Accordance To

BS EN 60598 -2-1, 2-2

CE Marked

Yes

UKCA Marked

Yes

Date code/Purchase order No.

Yes

WEEE Symbol

Yes

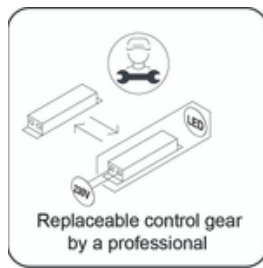
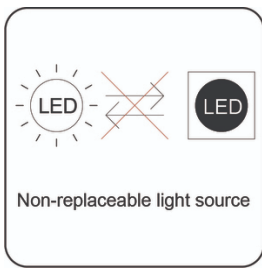
Certificate Of Conformity

Available on request

Accredited Members

LIA, ISO9001-2015, ISO14001-2015





JCC Lighting LTD, Lux Park, Chichester Business Park, City Fields Way, Tangmere, Chichester, West Sussex, PO20 2FT.
Sales: 01243 838999 (8am to 5pm Monday to Friday) Fax: 01243 838998 | sales@jcc.co.uk | www.jcc.co.uk
Company Registration Number: 03044848 | VAT Number: 918544112

This document is uncontrolled if printed, all information is subject to change

Version 148 [21/04/2023]